# CITY OF NAPOLEON, OHIO

255 West Riverview Avenue • PO 151 • Napoleon, Ohio 43545-0151
phone (419) 599-1235 fax (419)-599-8393
Web Page: www.napoleonohio.com


# 2017 FINAL BUDGET BOOK

*Prepared by:*
Chad E. Lulfs, Acting City Manager
Gregory J. Heath, Finance Director

*Presented by:*
Mayor Jason P. Maassel

*For:*
Citizens of Napoleon
*and*
Napoleon City Council

*Passed by:*
Ordinance No. 062-16
*on:*
December 17, 2016

TAB

# Table of Contents
# Administration &
# Mayors Budget Presentation

# City of NAPOLEON, Ohio

## 2017 Final Budget Book

*Table of Contents*


| | Item | Page |
|---|---|---|
| | 2017 FINAL BUDGET BOOK - Cover | |
| Tab | **TABLE OF CONTENTS, CITY ADMINISTRATION LETTER & MAYOR'S BUDGET PRESENTATION** | |
| | Table of Contents | 1 |
| | Budget Overview Letter from City Manager and Finance Director | 2 - 6 |
| | Mayor's 2017 Budget and Media Presentation Summary to Council | 7 - 12 |
| Tab | **CERTIFICATION OF RESOURCES (FUNDS), APPROPRIATION ORDINANCE AND TRANSFER OF FUNDS** | |
| | 2017 First Amended Official Certificate of Estimated Resources | 13 - 16 |
| | 2017 Final Budget - Appropriation Ordinance No. 062-16, Passed December 19, 2016 | 17 - 24 |
| | 2017 Final Budget - Transfer of Funds Resolution No. 063-16, Passed December 19, 2016 | 25 - 29 |
| Tab | **FUND & OTHER SUMMARIES, REVENUE AND EXPENSE CHARTS AND COMPARISONS** | |
| | 2017 Estimated Fund Balance Summary | 30 - 31 |
| | 2016 Actual Fund Balance Summary | 32 - 33 |
| | Revenue Comparisons and Pie Chart Summaries | 34 - 36 |
| | Expense Comparisons and Pie Chart Summaries | 37 - 39 |
| | Revenue to Expense Comparison Line Chart Summary | 40 |
| | Summary of City Council Directed Budget Changes | 41 |
| Tab | **DEBT LISTINGS & AMORTIZATION SCHEDULE & FUNDING** | |
| | 2017 City Schedule of Debt by Type of Debt and Project | 42 - 45 |
| | 2017 Debt Amortization Funding Summary (10 Years) | 46 - 52 |
| | 2017 Debt Funding - Fund of Origination (10 Years) | 53 - 54 |
| Tab | **CAPITAL IMPROVEMENT PROGRAM (CIP)** | |
| | 2017 Capital Improvement Program Summary List, with Account Number | 55 - 67 |
| | 2017 Bidding Resolution No. 064-16, Bid Project >$25,000, Passed December 19, 2016 | 68 - 73 |
| | 2017 Expense Resolution No. 065-16, Non-Bid Expenditures >$25,000, Passed December 19, 2016 | 74 - 82 |
| Tab | **SALARY AND FRINGE BENEFITS SUMMARY AND DETAIL** | |
| | Salary and Fringe Benefits Summary by Fund and Cost Center (Department) | 83 - 86 |
| | Detailed Salary and Fringe Benefits Schedule | 87 - 124 |
| Tab | **DETAILED REVENUES BY ACCOUNT, INCOME TAX AND REIMBURSABLE SUMMARY** | |
| | Detailed Budgeted Revenues by Account with Revenue History | 125 - 136 |
| | Income Tax Revenue History Review | 137 - 140 |
| | Inter-Fund Reimbursement Revenue Summary | 141 - 144 |
| Tab | **DETAILED EXPENDITURES BY ACCOUNT (FUND, DEPARTMENT, CATEGORY)** | |
| | Detailed Appropriation by Account with Expenditure History | 145 - 185 |

# CITY OF NAPOLEON, OHIO

255 West Riverview Avenue • PO 151 • Napoleon, Ohio 43545-0151
phone (419) 599-1235 fax (419)-599-8393
Web Page: www.napoleonohio.com


DATE: January 3, 2017

TO: Citizens of Napoleon; Members of City Council; Mayor; Law Director; All Department/Division Heads; and Others

FROM: Chad E. Lulfs, Acting City Manager (As of 01-03-2017)
Gregory J. Heath, Finance Director/Clerk of Council

SUBJECT: **2017 FINAL BUDGET BOOK**

This is the **2017 Final Budget Book** pursuant to City Codified Ordinance 137.01(d) (1), for your reference and use. Included herein, are various summaries, charts, presentations and other information that was part of the greater detailed budget presented to, and reviewed by, the *Finance and Budget Committee of City Council* during the 2017 Budget Review Process. Amounts listed reflect all *Final Changes* recommended by the *Finance and Budget Committee* as presented by *Mayor Jason P. Maassel* to the full body of *City Council* on Monday, December 17, 2016. Historical Amounts listed for *2016* have been updated from *Projected or Estimated* to *Actual*. The *2017 Final Appropriation Budget* was officially authorized by Ordinance No. 062-16, passed December 17, 2016. **Listed below are some of the major 2017 Budgetary Highlights**:

**REVENUES: (*See TAB - Detailed Revenues by Account, Income Tax & Reimb. Summary*)**
The *2017 Budgeted Revenues* is estimated at $63,899,550, reflecting *conservative* estimates when compared to prior year(s) actuals. (*In Revenues, "conservative" is defined as estimating lower revenues than what is actually anticipated to be received.*) This process of conservatism is purposeful to allow budget flexibility in case Revenues do not obtain prior historical actual levels; or when unanticipated Expenditures require additional resource allocations later in the operating year. This will vary by fund, but can be demonstrated in the 100 General Fund with the *2016 Budgeted Revenues* originally estimated at $5,709,280, versus the final *2016 Actual Receipts* of $6,111,123, is a +$401,843 (+7.0%) difference.

This process allows budgetary flexibility during slow or negative economic growth periods when the difference in Budgeted to Actual becomes tighter. City Staff closely monitors *Revenues* for *Budgeted to Actual* during the operating year and will make quarterly budget adjustment recommendations for both Revenues and Appropriations to City Council as necessary to keep within the legally required limits of a balanced budget.

In *2017 Budgeted Revenues* of $63,899,550, compared to the Expense Budget of $69,421,080, is a net difference of -$5,521,530 in Revenues versus Expenditures. This *Difference* is offset by using unobligated *Fund Balance Reserves*. (*See behind the **TAB – Fund & Other Summarys Revenues & Expense Chart Comparisons** the spreadsheet "2017 FUND BALANCE SUMMARY – BUDGETED REVENUES TO EXPENDITURES w/BALANCES 2017", listed below Column H is the Rev><Exp, or Fund Balance Reserves used to balance the 2017 Budget*)

The *2017 Budgeted Revenues* compared to the *2016 Actual Revenues* for all funds by major revenue categories are as follows:

| | 2016 Actual | % Tot | 2017 Budgeted | % Tot |
|---|---|---|---|---|
| Revenues/Receipts | $ 33,983,886 | 67.24% | $ 32,184,040 | 50.37% |
| Bonds & Notes-Debt Service | $ 3,904,026 | 7.72% | $ 19,950,000 | 31.22% |
| Reimbursements | $ 2,173,124 | 4.30% | $ 2,750,040 | 4.30% |
| Transfer of Funds | $ 10,480,046 | 20.74% | $ 9,015,470 | 14.11% |
| GRAND TOTAL REVENUES | $ 50,541,082 | 100.00% | $ 63,899,550 | 100.00% |

*2016 Actual Revenues* (*Excluding – Bonds & Notes, Reimbursements and Transfers of Funds*) is $33,983,886 compared to the *2015 Actual Revenues* of $32,402,176 for a dollar difference of +$1,581,710. This difference is allocated $883,104 in the Non-Enterprise Revenues and $698,606 in the Enterprise Revenues.

*2017 Budgeted Revenues* (*Excluding – Bonds & Notes, Reimbursements and Transfers of Funds*) are projected at $32,184,040 compared to the *2016 Actual Revenues* of $33,983,886 for a dollar difference of -$1,799,846. This difference is allocated -$1,215,979 in the Non-Enterprise Revenues and -$583,867 in the Enterprise Revenues. This decrease is consistent with the changes in grant funding and the normal conservative estimates used in the budgeting process. *No "New" Major Sources of Revenues were approved by City Council in the 2017 Budget*. 2017 Rate Increases were approved for the 520 Water Revenue Fund, and, there were No Rate Increases approved for Electric, Sewer and Sanitation Funds. Considerations for *New* or *Additional Revenue Sources,* for all funds, remain a part of the annual budget review process. This is especially true in the *General Fund* where current and prior State Legislated Changes have negatively impacted total revenues to this fund.

Charges for Services: This revenue category in the Enterprise Funds (*Electric, Water, Sewer and Sanitation Funds*) is the City's single largest revenue source, representing more than thirty six (36.58%) percent of ALL estimated revenues listed in the *2017 Budgeted Revenues*. Actual Enterprise Fund Revenues have continued to increase primarily due to prior approved Water and Sewer Rate Increases in 2016 and 2017. Listed below for comparison, are the *Charges for Services* for both Non-Enterprise and Enterprise revenues:

| | 2016 Actual | 2017 Budgeted |
|---|---|---|
| Charges for Services (Non-Enterprise) | $ 963,927 | $ 1,045,450 |
| Charges for Services (Enterprise) | $23,961,347 | $23,377,480 |

*Electric Revenues*, estimated in 2017 at $15,208,470, represents sixty five (65.05%) percent of all Enterprise Funds *Charges for Services*. *Purchased Power Costs*, estimated at $13,200.000, is included in the revenue estimate as passed directly on to end users through the rates at actual cost. Electric *Base Rates* were last increased in 2008; starting in 2016 a Rate Structure change was implemented to level out swings in the cost of Purchased Power to customers. Electric Rates are adjusted Monthly (up and/or down) to reflect the Actual Cost of Purchased Power in a reconciliation process referred to as the Power Supply Cost Adjustment Factor (PSCAF) computation. An updated *Cost of Service Study* for Electric was completed in late 2013 and presented out in 2014, resulting in this Rate Structure change.

*Water Rates* recently changed per Ordinance No. 051-16, passed 12/21/2016, increased rates for 2017 by +12.69%, 2018 by +12.29% and 2019 by +12.16% compounded each year respectively. This increase was based on an updated *Water Cost of Service Study done* in 2016. The New Rates DO include Debt Service Costs needed to rehabilitate the Water Treatment Plant.

*Sewer Rates*, as set by Ordinance No. 028-14, passed 05/19/2014, increased rates in 2014 by +6.0%, 2015 by +8.0% and in 2016 by +10.0%. There are no approved Sewer increases for 2017 at this time. However, a Cost of Service Study for Sewer was contracted for in late 2016 and will be completed in 2017.

*Storm Water Abatement Charges*, were adopted in 2006 to assist in funding the City's *LTCP Projects*. These rates are based on the Impervious Surface Drainage Areas for all properties located in the City. Rates have remained the same since its implementation. The actual *Storm Water Abatement Charges* are receipted to the 520 *Sewer Revenue Fund*, and, in 2016 totaled $663,240; and is estimated in 2017 at $651,000.

Municipal Income Taxes: Projected at $4,400,000 for 2017. *2016 Actual* income tax collections of $4,906,698, exceeded the *2015 Actual* of $4,233,916 by +$672,782 or a +15.9% increase. This increase in 2016 over 2015 reflects both an improved economic condition for the area, and programs to increase collection efforts on prior year's delinquent taxpayers. Effective July 1, 2009, the City by a *Voter Approved Levy*, added an additional +0.3% Permanent Income Tax Increase to the prior Base Rate of 1.0% for a 1.3% Rate. In 2010, *Voters Approved* making Permanent the Recreation Levy of 0.2%, which is in addition to the 1.3% Rate, making the Permanent overall Income Tax Rate 1.5%. The Recreation Levy of 0.2% is solely dedicated in a separate fund to only finance Parks and Recreation activities of the City.

SPECIAL NOTE: *Municipal Income Taxes* are subject to direct legislation by the State of Ohio making this source of revenue subject to potential changes not controlled by the City. In 2014, the State passed House Bill 5 (HB5) with mandated changes to the application and collection of Income Taxes, effective January 1, 2016.

Property Tax, Court Fines and Fees, and Interest and Other Miscellaneous Revenue: In 2017 these revenue sources are projected at $1,147,200 compared to the *2016 Actual Revenues* of $1,357,168 for a dollar difference of -$209,968. This is primarily due to conservative estimates for 2017. Interest Rates remained at their low levels impacting Interest Earnings on investments. Actual revenues in this category have not substantially changed in the prior four (4) years.

KWH Tax: In 2016 came in at $632,308 as compared to $638,596 for 2015, and is estimated at $634,000 for 2017. The Net kWH Tax transfers to the General Funds in 2016 totaled $515,950.

SPECIAL NOTE: *kWH Tax* is directly legislated and controlled by the State of Ohio; making this source of revenue subject to potential changes by the State of Ohio.

Shared Intergovernmental Revenues: Represents amounts received from *Federal, State and County* sources. In 2016 this source generated $2,794,746 in revenues, and is projected for 2017 at $2,213,910, a net projected decrease in 2017 of -$580,836. This decrease is primarily due to the final completion and payment on major projects from 2016 and before, as compared to estimated grant funded projects anticipated in 2017.

The *Undivided Local Government Funds*, included in the Shared Intergovernmental Revenues for 2017, is projected at $176,790 as compared to a 2016 Actual of $190,153. The *Estate Tax* was legislatively removed by the State in 2013, and for 2017 is projected at $-0-; in 2016 the City received $241 from this source from remaining open Estates prior to 2013.

SPECIAL NOTE: The *Undivided Local Government Funds* are directly legislated and controlled by the State of Ohio; making this source of revenue subject to potential changes by the State of Ohio.

Bonds and Notes: Revenues for 2017 include rollover Short Term Debt from 2016 into 2017 of $3,900,000. An additional $16,050,000 of Net Projected Debt Funding, for the Water Treatment Plant Rehabilitation Project, is also included. The Total Projected Funding in 2017 for Bonds and Notes is $19,050,000. This Debt Funding covers the costs of rolling prior year 2016 Debt into 2017. (*See the "2017 Schedule of Debt" presented behind the* ***TAB – Debt Listing & Schedule Fund, Project Year Principal & Interest***.)

*SPECIAL NOTE:* Prior costs incurred to date for the Engineering, Testing and Design of a New or a Rehabilitated Water Plant and related systems will be rolled into the Long Term Debt sometime in 2017.

Internal Reimbursements: This revenue covers various shared expenses in the 100 General Fund and various other Funds. These costs are charged back to the various Enterprise Funds (Electric, Water, Sewer and Sanitation). In 2017 this is estimated at $2,750,040. (*See the "2017 Estimated Internal Reimbursable Costs" in the Revenue Tab Section.*)

*SPECIAL NOTE:* Shared fund reimbursements in the 100 General Fund of $2,355,210 represents about thirty seven (37.70%) percent of the *Total 100 General Fund Estimated Revenues* for 2017 of $6,247,710.

**EXPENDITURES: (*See TAB - Detailed Expense Budgeted by Fund, Dept., Category & Acct.*)**
The *2017 Approved Budget* is $69,421,080 for all estimated expenses. (*Expenses, as budgeted are defined as estimating the maximum expenses that may be required in the year without adjustments.)* This process is purposeful to allow budget flexibility in the unused balances carried forward from one budget year to the next. This can be demonstrated with the *2016 Approved Budget* approved at $63,298,570 versus the final *2016 Actual Expenses* of $47,004,278, a -$16,294,292 difference across all funds. The largest difference is in the Rehabilitation of the Water Treatment Plant that did not get built in 2016. Expenditures are broken down as follows:

**PERSONAL SERVICES: (*See TAB - Detailed Salaries & Fringe Benefits List & Summary*)**
Total *2016 Actual* and *2017 Budgeted* Salaries and Fringes are as follows:

| | 2016 Actual | % | 2017 Budgeted | % |
|---|---|---|---|---|
| Salaries & Wages | $ 6,448,897 | 73.75% | $ 6,980,850 | 71.13% |
| Fringe Benefits | 2,295,299 | 26.25% | 2,833,870 | 28.87% |
| Total-Salary's & Fringes | $ 8,744,196 | 100.00% | $ 9,814,720 | 100.00% |

City Council approved the following Additional Requests for personnel in 2017:
- Approved two (2) New Positions of WWTP Plant Operators for succession planning:
  Salary & Fringe Increase ($84,920 per person) +$169,840

Listed below are the approved Salary & Wage increases included in the *2017 Budget* :
2017 Salary & Wage Changes - Authorized by City Council & Union Agreements:
- Appointing Authority (City Manager, Law Dir. & Finance Dir.)..... 2.0% or Contract
- Non-Bargaining & Municipal Court Employees..... 2.00%
- Part Time Fireman (Included in with Non-Bargaining)..... 2.00%
- Full Time Patrolman & Dispatchers Unit (1 Year Extension on 3 Year Contract) 2.50%
- Full Time Fireman's Unit (1 Year Extension on 3 Year Contract)..... 2.50%
- Full Time AFSCME Unit (1st Year of New 3 Year Contract)..... 2.00%

Medical Hospitalization premium rates increased by 11.93% from 2016 to 2017, with a 2017 budgeted amount of $1,462,420. City Council, following the recommendation of the *Health Care Cost Committee*, kept the same plan and cost sharing for the 2017 premium as allocated between the City and the Employee(s). The *Health Care Cost Committee* did agree to review wellness programs to lower the cost of claims that directly drive premium costs.

**OTHER - Operating Expenditures:**
Total breakdown of *2016 Actual* and *2017 Budgeted* Operating Expenses (Excluding Major Capital Items) by major categories are:

| | 2016 Actual | % Tot | 2017 Budgeted | % Tot |
|---|---|---|---|---|
| Operating Expenses | $ 4,673,482 | 9.94% | $ 5,813,620 | 8.37% |
| Purchased Power Costs | $ 12,258,844 | 26.08% | $ 13,200,000 | 19.01% |
| Debt Service | $ 4,408,553 | 9.38% | $ 5,791,120 | 8.35% |
| Reimbursements | $ 2,173,124 | 4.62% | $ 2,750,040 | 3.96% |
| Transfers | $ 10,480,046 | 22.30% | $ 9,015,470 | 12.99% |

**Capital Improvement Program(CIP): (*See TAB–CIP Capital Improvement Program Summary*)**
Final *2017 Approved Capital Improvement Program (CIP)* as compared to Final *2016 Approved CIP* (*Not Actual*) is as follows (From All Funds and Accounts):
Capital & Major Contract's w/CIP Transfers

| | 2016 Approved | 2017 Approved |
|---|---|---|
| Major Contracts >$1,000 | $ 1,760,330 | $ 2,245,380 |
| Machinery & Equipment | $ 982,640 | $ 1,309,740 |
| Buildings & Improvements | $ 16,627,490 | $ 22,494,390 (*) |
| TOTAL - CIP PROGRAM | $ 19,370,460 | $ 26,049,500 |

(*) 2017 includes $16,467,800 for the Water Plant Renovations and Upgrade project

**OTHER INFORMATION AND GENERAL CONSIDERATIONS FOR 2017:**
1. Costs of projected Debt Service to both Design and Rehabilitate the Water Treatment Plant were included in the recent Water Rate increases for years 2017, 2018 and 2019.

A special **"Thank You"** goes out to the Members of City Council, the Mayor, Department and Division Heads and other City Staff in the submission, review and approval of the City's **Annual 2017 Appropriation Budget**.

- //s//-
Chad E. Lulfs, Acting City Manager

- //s//-
Gregory J. Heath, Finance Director/
Clerk of Council

# City of Napoleon, Ohio
# 2017 Appropriation Budget

## Presented in accordance with
## City Charter Article II, Section 2.13
by

## Jason P. Maassel, Mayor

December 19, 2016

# 2017 APPROPRIATION BUDGET

## Revenue/Receipt Funding Sources (All Funds)-

- *** $69,421,080 TOTAL BUDGET**
- (1) $ 4,400,000 City Income Taxes
- (2) $ 596,870 Property,Asmts.,Lodge Taxes
- (3) $ 1,559,060 Intergovernmental Revenues
- (4) $ 1,227,530 Gen.Srv.Chgs.,Fines,Int.,Misc.
- (5) $24,400,580 Utilities-Serv.Charges & Fees
  - Electric $15,862,470
  - Water $ 3,758,850
  - Sewer $ 3,883,140
  - Sanitation(Refuse) $ 896,120
- (6) $19,950,000 Debt-Notes, Bonds & Loans
- (7) $ 2,750,040 Interfund Reimbursables
- (8) $ 9,015,470 Interfund Transfers
- (9) $ 5,521,530 Fund Balance Reserves

### 2017 Revenue/Receipt Sources
### Including Carryin Balances

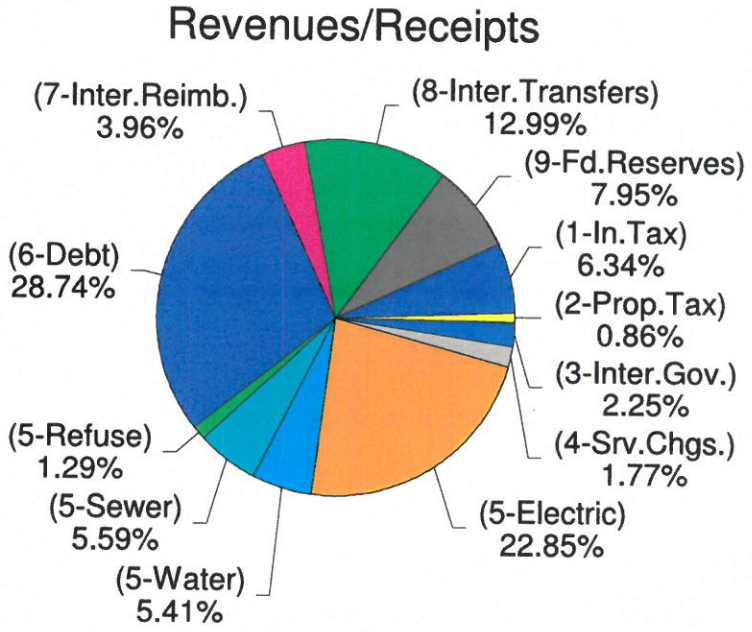

# 2017 APPROPRIATION BUDGET

## Expenses Budgeted (All Funds) -

- *** $69,421,080 TOTAL BUDGET**
- (1) $ 6,980,850 Salaries & Wages
- (2) $ 2,833,870 Fringe Benefits
- (3) $ 3,300,800 Operating Expenses
- (4) $ 1,741,810 Oper.Exp.-Major Contracts
- (5) $23,804,120 Capital Improvements
- (6) $13,200,000 Purchased Power Costs
- (7) $ 5,794,120 Debt Service Payments
- (8) $ 2,750,040 Interfund Reimbursable
- (9) $ 9,015,470 Interfund Transfers

## 2017 Expenditures

### By Major Expense Areas

Expenditures

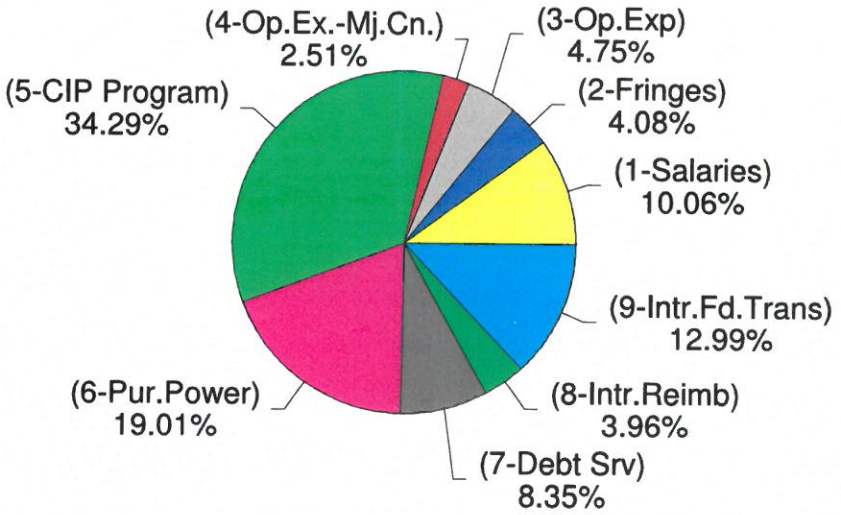

# 2017 APPROPRIATION BUDGET

## Expenses Budgeted (By Cost Center Function) -

- *** $69,421,080 TOTAL BUDGET**
- (1) $ 4,724,570 Safety-Police, Fire, Health & Court
- (2) $ 256,310 Economic Development & Zoning
- (3) $ 3,197,210 General Government
- (4) $ 964,010 Parks, Recreation & Tourism
- (5) $ 2,947,250 Street Maintenance & Properties
- (6) $39,722,100 Utilities-Operational & Capital
  - Electric $15,694,230
  - Water $19,339,520
  - Sewer $ 4,049,870
  - Sanitation(Refuse) $ 688,480
- (7) $ 5,794,120 Debt Payments-Principal & Interest
- (8) $ 2,750,040 Interfund Reimbursables
- (9) $ 9,015,470 Interfund Transfers

## 2017 Expenditures

**By Functional Areas**

Expenditures

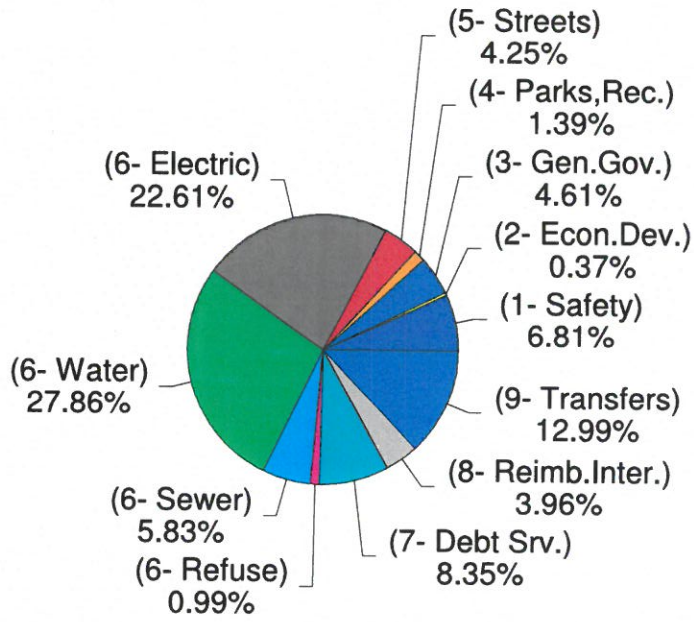

# 2017 APPROPRIATION BUDGET

## Capital Program (Total Capital Budget $23,804,120)

- ***Major Improvements $22,494,380, Listed Projects >= $117,500:***

| | |
|---|---|
| ✓ Water - Old Water Treatment Plant Renovation & Improvment | **$16,467,800** |
| ✓ Streets - Road & Street Programs, Includes Downtown (Various Projects) | **$ 981,600** |
| ✓ Streets - Park St.- Street & Infrastructure Improvements-Ph.1 (LTCP 11E) | **$ 870,000** |
| ✓ Water - Ohio St.- Waterline Replacement | **$ 650,000** |
| ✓ Sewer - Haley Ave.- Sanitary Sewer Improvements | **$ 630,000** |
| ✓ Streets - Roundhouse Rd.- Street & Infrastructure Improvements | **$ 450,000** |
| ✓ Water - Hobson St.- Waterline Replacement | **$ 300,000** |
| ✓ Electric - Facilities Improvements & Upgrades (Various Projects) | **$ 235,000** |
| ✓ Fire - Fire Training Facility Construction | **$ 209,330** |
| ✓ Streets - Road Striping & Painting Program (Various Streets) | **$ 117,500** |
| ✓ Other Assorted Projects (Various Projects) < $117,500 | **$ 2,892,890** |

# 2017 APPROPRIATION BUDGET
## Capital Program (Total Budget $23,804,120)

- ***Major Equipment and Other Capital $1,309,740, Listed Items >= $37,500:***

| | |
|---|---|
| ✓ Street - New Street Sweeper | **$ 250,000** |
| ✓ Police - Police Patrol Car Replacement (2 Units) | **$ 73,000** |
| ✓ Electric - New Tree Trimming Chipper | **$ 67,000** |
| ✓ Electric - Replace Stake Body Truck | **$ 60,000** |
| ✓ Fire - New Airboat (Replace Hovercraft) | **$ 60,000** |
| ✓ Fire - Replace & Equip Fire Truck (Pickup) | **$ 55,000** |
| ✓ MIS - Upgrade New Telephone System (City Wide) | **$ 54,000** |
| ✓ Water - Leak Testing and Repair Programs | **$ 50,000** |
| ✓ Fire - Replace & Equip Fire Truck (Pickup) | **$ 45,000** |
| ✓ Electric - Replace Pickup Truck | **$ 37,500** |
| ✓ Other Equipment Upgrades & Replacements (Various Items) < $37,500 | **$ 558,240** |

TAB

**Certification of Resources**
**Appropriation Ordinance**
**Transfer of Funds**

**2017 (1st) and AMENDED CERTIFICATION OF THE TOTAL AMOUNT FROM ALL SOUCES AVAILABLE FOR EXPENDITURES, AND BALANCES**

**From the City of Napoleon in Henry County, Ohio, for Fiscal Year Ending December 31, 2017**

**1st FIRST - Official Amended Certificate of Estimated Resources in 2017.**

| FUND TYPE/CLASSIFICATION | Cash Balance as of December 31, 2016 | *Encumbrances "Original" as of December 31, 2016* | Advances Not Repaid | Carryover Balance Available for Appropriation | Total Amount From All Sources Available For Expenditures 2017 | Total Amount Available Plus Balances for 2017 |
|---|---|---|---|---|---|---|
| **GOVERNMENTAL FUND TYPES** | | | | | | |
| **General Funds** | | | | | | |
| 100 General Fund | 1,432,234.24 | 141,823.66 | 0.00 | 1,290,410.58 | 6,247,710.00 | 7,538,120.58 |
| 101 General Reserve Balance Fund | 105,400.00 | 0.00 | 0.00 | 105,400.00 | 0.00 | 105,400.00 |
| 123 Special Events Fund | 327.08 | 0.00 | 0.00 | 327.08 | 11,500.00 | 11,827.08 |
| 130 Economic Development Fund | 7,613.50 | 0.00 | 0.00 | 7,613.50 | 29,790.00 | 37,403.50 |
| 147 Unclaimed Monies Fund | 7,342.13 | 0.00 | 0.00 | 7,342.13 | 1,000.00 | 8,342.13 |
| 170 Municipal Income Tax Fund | 598.29 | 0.00 | 0.00 | 598.29 | 4,400,000.00 | 4,400,598.29 |
| 180 kWh Tax Collection (GF) Fund | 0.00 | 0.00 | 0.00 | 0.00 | 519,000.00 | 519,000.00 |
| 195 Law Library Agency Fund | 0.00 | 0.00 | 0.00 | 0.00 | 22,000.00 | 22,000.00 |
| **Sub-Total - GENERAL FUNDS** | **1,553,515.24** | **141,823.66** | **0.00** | **1,411,691.58** | **11,231,000.00** | **12,642,691.58** |
| **Special Revenue Funds** | | | | | | |
| 200 Street Construction, Maintenance & Repair Fund | 121,303.55 | 10,012.28 | 0.00 | 111,291.27 | 432,840.00 | 544,131.27 |
| 201 State Highway Fund Improvement Fund | 4,886.19 | 0.00 | 0.00 | 4,886.19 | 30,040.00 | 34,926.19 |
| 202 Municipal (50%) Motor Vehicle License Tax Fund | 27,067.11 | 0.00 | 0.00 | 27,067.11 | 22,390.00 | 49,457.11 |
| 203 Municipal (100%) Motor Vehicle License Tax Fund | 353,259.37 | 0.00 | 0.00 | 353,259.37 | 43,420.00 | 396,679.37 |
| 204 County Motor Vehicle License Perm. Tax Fund | 33,386.18 | 18,500.00 | 0.00 | 14,886.18 | 44,050.00 | 58,936.18 |
| 210 EMS Transport Service Fund | 88,349.20 | 7,141.68 | 0.00 | 81,207.52 | 403,000.00 | 484,207.52 |
| 220 Recreation Fund | 401,314.46 | 5,059.05 | 0.00 | 396,255.41 | 889,410.00 | 1,285,665.41 |
| 227 Napoleon Cemetery Trust Fund | 71,253.33 | 200.00 | 0.00 | 71,053.33 | 3,000.00 | 74,053.33 |
| 240 Hotel/Motel Tax Fund | 0.00 | 0.00 | 0.00 | 0.00 | 84,000.00 | 84,000.00 |
| 242 Fire Equipment Fund | 530,277.45 | 0.00 | 0.00 | 530,277.45 | 95,330.00 | 625,607.45 |
| 243 Refund-Fire Loss Claim Fund | 20,000.00 | 0.00 | 0.00 | 20,000.00 | 0.00 | 20,000.00 |
| 261 CDBG Program Income Fund | 16,271.70 | 0.00 | 0.00 | 16,271.70 | 0.00 | 16,271.70 |
| 270 Indigent Drivers Alcohol Treatment Fund | 66,622.32 | 0.00 | 0.00 | 66,622.32 | 7,660.00 | 74,282.32 |
| 271 Law Enforcement & Education Fund | 4,423.62 | 113.00 | 0.00 | 4,310.62 | 1,040.00 | 5,350.62 |
| 272 Court Computerization Fund | 129,619.59 | 3,600.00 | 0.00 | 126,019.59 | 29,230.00 | 155,249.59 |
| 273 Law Enforcement Trust Fund | 1,102.84 | 0.00 | 0.00 | 1,102.84 | 10.00 | 1,112.84 |
| 274 Mandatory Drug Fine Fund | 16,264.13 | 0.00 | 0.00 | 16,264.13 | 1,160.00 | 17,424.13 |
| 275 Municipal Probation Service Fund | 68,068.30 | 0.00 | 0.00 | 68,068.30 | 20,650.00 | 88,718.30 |
| 276 Law Enforcement OT Grant Fund | 0.00 | 0.00 | 0.00 | 0.00 | 0.00 | 0.00 |
| 277 Probation Officer Grant Fund | 4,246.79 | 0.00 | 0.00 | 4,246.79 | 49,290.00 | 53,536.79 |
| 278 Court Special Projects Improvement Fund | 231,480.51 | 0.00 | 0.00 | 231,480.51 | 65,000.00 | 296,480.51 |
| 279 Handicap Parking Fines Fund | 1,100.00 | 0.00 | 0.00 | 1,100.00 | 0.00 | 1,100.00 |
| 280 Certified Police Training Fund | 11,683.76 | 0.00 | 0.00 | 11,683.76 | 0.00 | 11,683.76 |
| 281 Indigent Drivers Interlock Alcohol Monitoring Fund | 42,500.01 | 0.00 | 0.00 | 42,500.01 | 4,800.00 | 47,300.01 |
| 287 Probation Improvement & Incentive Fund | 23,547.89 | 8,072.00 | 0.00 | 15,475.89 | 9,450.00 | 24,925.89 |
| 290 Police Pension Fund | 126.86 | 0.00 | 0.00 | 126.86 | 84,510.00 | 84,636.86 |
| 291 Fire Pension Fund | 63.43 | 0.00 | 0.00 | 63.43 | 42,250.00 | 42,313.43 |
| 295 IRS 125 Employee Benefits Plan Fund | 3,255.87 | 0.00 | 0.00 | 3,255.87 | 1,800.00 | 5,055.87 |
| **Sub-Total - SPECIAL REVENUE FUNDS** | **2,271,474.46** | **52,698.01** | **0.00** | **2,218,776.45** | **2,364,330.00** | **4,583,106.45** |

**2017 (1st) and AMENDED CERTIFICATION OF THE TOTAL AMOUNT FROM ALL SOUCES AVAILABLE FOR EXPENDITURES, AND BALANCES**

**From the City of Napoleon in Henry County, Ohio, for Fiscal Year Ending December 31, 2017**

**1st FIRST - Official Amended Certificate of Estimated Resources in 2017.**

| FUND TYPE/CLASSIFICATION | Cash Balance as of December 31, 2016 | *Encumbrances "Original" as of December 31, 2016* | Advances Not Repaid | Carryover Balance Available for Appropriation | Total Amount From All Sources Available For Expenditures 2017 | Total Amount Available Plus Balances for 2017 |
|---|---|---|---|---|---|---|
| **Debt Service Funds** | | | | | | |
| 300 General Bond Retirement Fund | 13,652.24 | 0.00 | 0.00 | 13,652.24 | 56,570.00 | 70,222.24 |
| 310 S.A. Bond Retirement Fund | 587,178.94 | 0.00 | 0.00 | 587,178.94 | 48,950.00 | 636,128.94 |
| **Sub-Total - DEBT SERVICE FUNDS** | **600,831.18** | **0.00** | **0.00** | **600,831.18** | **105,520.00** | **706,351.18** |
| **Capital Projects Funds** | | | | | | |
| 400 Capital Improvement Fund | 1,938,893.50 | 340,501.19 | 0.00 | 1,598,392.31 | 1,524,710.00 | 3,123,102.31 |
| 401 CIP Funding Reserve Fund | 147,436.83 | 0.00 | 0.00 | 147,436.83 | 25,000.00 | 172,436.83 |
| 410 Fire Facility Training Grant Fund | 739.42 | 664.96 | 0.00 | 74.46 | 209,330.00 | 209,404.46 |
| **Sub-Total - CAPITAL PROJECT FUNDS** | **2,087,069.75** | **341,166.15** | **0.00** | **1,745,903.60** | **1,759,040.00** | **3,504,943.60** |
| **PROPRIETARY FUND TYPE** | | | | | | |
| **Enterprise Funds** | | | | | | |
| 500 Electric Utility Revenue Fund | 4,378,119.42 | 49,778.71 | 0.00 | 4,328,340.71 | 15,796,030.00 | 20,124,370.71 |
| 501 Electric Utility Reserve Fund | 0.00 | 0.00 | 0.00 | 0.00 | 0.00 | 0.00 |
| 502 Electric Replacement & Improvement Fund | 0.00 | 0.00 | 0.00 | 0.00 | 0.00 | 0.00 |
| 503 Electric Development Fund | 4,661,620.08 | 292,673.22 | 0.00 | 4,368,946.86 | 405,470.00 | 4,774,416.86 |
| 510 Water Revenue Fund | 1,930,402.71 | 57,932.03 | 0.00 | 1,872,470.68 | 3,514,340.00 | 5,386,810.68 |
| 511 Water Depreciation Reserve Fund | 320,537.22 | 14,787.14 | 0.00 | 305,750.08 | 989,380.00 | 1,295,130.08 |
| 512 Water Debt Reserve Fund | 224,978.65 | 0.00 | 0.00 | 224,978.65 | 216,930.00 | 441,908.65 |
| 513 Water OWDA Bond Retirement Fund | 19,350.24 | 0.00 | 0.00 | 19,350.24 | 22,390.00 | 41,740.24 |
| 519 Water Plant Renovation & Improvement Prj.Fund | 1,899,954.12 | 1,401,897.00 | 0.00 | 498,057.12 | 20,006,660.00 | 20,504,717.12 |
| 520 Sewer Utility (WWT) Revenue Fund | 2,401,627.22 | 30,742.01 | 0.00 | 2,370,885.21 | 3,581,130.00 | 5,952,015.21 |
| 521 Sewer (WWT) Replacement & Improvmnt. Fund | 1,495,496.49 | 335,447.84 | 0.00 | 1,160,048.65 | 2,064,720.00 | 3,224,768.65 |
| 522 Sewer (WWT) Utility Reserve Fund | 306,076.31 | 0.00 | 0.00 | 306,076.31 | 471,720.00 | 777,796.31 |
| 523 OWDA SA Debt Retirement Fund | 78,623.95 | 0.00 | 0.00 | 78,623.95 | 105,690.00 | 184,313.95 |
| 560 Sanitation (Refuse) Revenue Fund | 991,450.39 | 1,406.94 | 0.00 | 990,043.45 | 899,650.00 | 1,889,693.45 |
| 561 Sanitation (Refuse) Depreciation Reserve Fund | 185,148.25 | 2,000.00 | 0.00 | 183,148.25 | 41,860.00 | 225,008.25 |
| 580 Meter Deposit (Electric & Water) Fund | 471,339.19 | 0.00 | 0.00 | 471,339.19 | 20,000.00 | 491,339.19 |
| **Sub-Total - ENTERPRISE FUNDS** | **19,364,724.24** | **2,186,664.89** | **0.00** | **17,178,059.35** | **48,135,970.00** | **65,314,029.35** |
| **Internal Service Funds** | | | | | | |
| 600 Central Garage Rotary Fund | 42,074.00 | 14,687.44 | 0.00 | 27,386.56 | 303,690.00 | 331,076.56 |
| **Sub-Total - INTERNAL SERVICE FUNDS** | **42,074.00** | **14,687.44** | **0.00** | **27,386.56** | **303,690.00** | **331,076.56** |
| **TOTAL - ALL FUNDS** | **25,919,688.87** | **2,737,040.15** | **0.00** | **23,182,648.72** | **63,899,550.00** | **87,082,198.72** |

**SIGNED:** Gregory J Heath 01/03/2017

**Fiscal Officer** **Date**

**Gregory J. Heath, Finance Director/Clerk of Council**

**APPROVED BY: County Budget Commission**

| | | |
|---|---|---|
| **County Auditor:** | Kevin Garringer | 01 / 03 / 2017 |
| **County Treasurer:** | Calvin A Spiess | 01 / 03 / 2017 |
| **County Prosecuting Attorney:** | | 01 / 03 / 2017 |

| 2017 (1st) and AMENDED CERTIFICATION OF THE TOT | | | | | |
|---|---|---|---|---|---|
| From the City of Napoleon in Henry County, Ohio, for F | | | | | |
| 1st FIRST - Official Amended Certificate of Estimated F | ** | ==== VERIFICATION TOTALS & BALANCE AVAILABLE ==== | | | |
| | ** | 2017 ORIGINAL | SUPPLMNTL.#1 | | VERIFICATION |
| | ** | APPROPRIATION | APPROPRIATION | SUB-TOTAL | TOTALS |
| FUND TYPE/CLASSIFICATION | ** | Ord. 062-16 | Ord. | ORG. + SUPP. | NET AVAIL.BAL. |
| GOVERNMENTAL FUND TYPES | ** | | | | |
| General Funds | ** | | | | |
| 100 General Fund | ** | 6,631,530.00 | 0.00 | 6,631,530.00 | 906,590.58 |
| 101 General Reserve Balance Fund | ** | 100,000.00 | 0.00 | 100,000.00 | 5,400.00 |
| 123 Special Events Fund | ** | 11,500.00 | 0.00 | 11,500.00 | 327.08 |
| 130 Economic Development Fund | ** | 37,400.00 | 0.00 | 37,400.00 | 3.50 |
| 147 Unclaimed Monies Fund | ** | 2,000.00 | 0.00 | 2,000.00 | 6,342.13 |
| 170 Municipal Income Tax Fund | ** | 4,400,000.00 | 0.00 | 4,400,000.00 | 598.29 |
| 180 kWh Tax Collection (GF) Fund | ** | 515,000.00 | 0.00 | 515,000.00 | 4,000.00 |
| 195 Law Library Agency Fund | ** | 22,000.00 | 0.00 | 22,000.00 | 0.00 |
| | ** | | | | |
| **Sub-Total - GENERAL FUNDS** | ** | **11,719,430.00** | **0.00** | **11,719,430.00** | **923,261.58** |
| | ** | | | | |
| Special Revenue Funds | ** | | | | |
| 200 Street Construction, Maintenance & Repair Fund | ** | 481,810.00 | 0.00 | 481,810.00 | 62,321.27 |
| 201 State Highway Fund Improvement Fund | ** | 31,200.00 | 0.00 | 31,200.00 | 3,726.19 |
| 202 Municipal (50%) Motor Vehicle License Tax Fund | ** | 30,000.00 | 0.00 | 30,000.00 | 19,457.11 |
| 203 Municipal (100%) Motor Vehicle License Tax Fund | ** | 196,360.00 | 0.00 | 196,360.00 | 200,319.37 |
| 204 County Motor Vehicle License Perm. Tax Fund | ** | 56,500.00 | 0.00 | 56,500.00 | 2,436.18 |
| 210 EMS Transport Service Fund | ** | 482,800.00 | 0.00 | 482,800.00 | 1,407.52 |
| 220 Recreation Fund | ** | 925,510.00 | 0.00 | 925,510.00 | 360,155.41 |
| 227 Napoleon Cemetery Trust Fund | ** | 6,000.00 | 0.00 | 6,000.00 | 68,053.33 |
| 240 Hotel/Motel Tax Fund | ** | 84,000.00 | 0.00 | 84,000.00 | 0.00 |
| 242 Fire Equipment Fund | ** | 184,000.00 | 0.00 | 184,000.00 | 441,607.45 |
| 243 Refund-Fire Loss Claim Fund | ** | 20,000.00 | 0.00 | 20,000.00 | 0.00 |
| 261 CDBG Program Income Fund | ** | 10,490.00 | 0.00 | 10,490.00 | 5,781.70 |
| 270 Indigent Drivers Alcohol Treatment Fund | ** | 25,000.00 | 0.00 | 25,000.00 | 49,282.32 |
| 271 Law Enforcement & Education Fund | ** | 4,400.00 | 0.00 | 4,400.00 | 950.62 |
| 272 Court Computerization Fund | ** | 50,220.00 | 0.00 | 50,220.00 | 105,029.59 |
| 273 Law Enforcement Trust Fund | ** | 1,000.00 | 0.00 | 1,000.00 | 112.84 |
| 274 Mandatory Drug Fine Fund | ** | 3,500.00 | 0.00 | 3,500.00 | 13,924.13 |
| 275 Municipal Probation Service Fund | ** | 16,470.00 | 0.00 | 16,470.00 | 72,248.30 |
| 276 Law Enforcement OT Grant Fund | ** | 0.00 | 0.00 | 0.00 | 0.00 |
| 277 Probation Officer Grant Fund | ** | 49,290.00 | 0.00 | 49,290.00 | 4,246.79 |
| 278 Court Special Projects Improvement Fund | ** | 69,380.00 | 0.00 | 69,380.00 | 227,100.51 |
| 279 Handicap Parking Fines Fund | ** | 1,100.00 | 0.00 | 1,100.00 | 0.00 |
| 280 Certified Police Training Fund | ** | 5,500.00 | 0.00 | 5,500.00 | 6,183.76 |
| 281 Indigent Drivers Interlock Alcohol Monitoring Fund | ** | 5,000.00 | 0.00 | 5,000.00 | 42,300.01 |
| 287 Probation Improvement & Incentive Fund | ** | 17,710.00 | 0.00 | 17,710.00 | 7,215.89 |
| 290 Police Pension Fund | ** | 84,510.00 | 0.00 | 84,510.00 | 126.86 |
| 291 Fire Pension Fund | ** | 42,250.00 | 0.00 | 42,250.00 | 63.43 |
| 295 IRS 125 Employee Benefits Plan Fund | ** | 2,700.00 | 0.00 | 2,700.00 | 2,355.87 |
| | ** | | | | |
| **Sub-Total - SPECIAL REVENUE FUNDS** | ** | **2,886,700.00** | **0.00** | **2,886,700.00** | **1,696,406.45** |
| | ** | | | | |

**2017 (1st) and AMENDED CERTIFICATION OF THE TOT**
**From the City of Napoleon in Henry County, Ohio, for F**
**1st FIRST - Official Amended Certificate of Estimated F**

| FUND TYPE/CLASSIFICATION | 2017 ORIGINAL APPROPRIATION Ord. 062-16 | SUPPLMNTL.#1 APPROPRIATION Ord. | SUB-TOTAL ORG. + SUPP. | VERIFICATION TOTALS NET AVAIL.BAL. |
|---|---|---|---|---|
| **Debt Service Funds** | | | | |
| 300 General Bond Retirement Fund | 57,530.00 | 0.00 | 57,530.00 | 12,692.24 |
| 310 S.A. Bond Retirement Fund | 48,440.00 | 0.00 | 48,440.00 | 587,688.94 |
| **Sub-Total - DEBT SERVICE FUNDS** | **105,970.00** | **0.00** | **105,970.00** | **600,381.18** |
| **Capital Projects Funds** | | | | |
| 400 Capital Improvement Fund | 2,456,610.00 | 0.00 | 2,456,610.00 | 666,492.31 |
| 401 CIP Funding Reserve Fund | 0.00 | 0.00 | 0.00 | 172,436.83 |
| 410 Fire Facility Training Grant Fund | 209,330.00 | 0.00 | 209,330.00 | 74.46 |
| **Sub-Total - CAPITAL PROJECT FUNDS** | **2,665,940.00** | **0.00** | **2,665,940.00** | **839,003.60** |
| **PROPRIETARY FUND TYPE** | | | | |
| **Enterprise Funds** | | | | |
| 500 Electric Utility Revenue Fund | 17,073,190.00 | 0.00 | 17,073,190.00 | 3,051,180.71 |
| 501 Electric Utility Reserve Fund | 0.00 | 0.00 | 0.00 | 0.00 |
| 502 Electric Replacement & Improvement Fund | 0.00 | 0.00 | 0.00 | 0.00 |
| 503 Electric Development Fund | 357,500.00 | 0.00 | 357,500.00 | 4,416,916.86 |
| 510 Water Revenue Fund | 3,916,440.00 | 0.00 | 3,916,440.00 | 1,470,370.68 |
| 511 Water Depreciation Reserve Fund | 686,000.00 | 0.00 | 686,000.00 | 609,130.08 |
| 512 Water Debt Reserve Fund | 212,820.00 | 0.00 | 212,820.00 | 229,088.65 |
| 513 Water OWDA Bond Retirement Fund | 22,200.00 | 0.00 | 22,200.00 | 19,540.24 |
| 519 Water Plant Renovation & Improvement Prj.Fund | 20,482,100.00 | 0.00 | 20,482,100.00 | 22,617.12 |
| 520 Sewer Utility (WWT) Revenue Fund | 5,361,540.00 | 0.00 | 5,361,540.00 | 590,475.21 |
| 521 Sewer (WWT) Replacement & Improvmnt. Fund | 2,102,500.00 | 0.00 | 2,102,500.00 | 1,122,268.65 |
| 522 Sewer (WWT) Utility Reserve Fund | 451,390.00 | 0.00 | 451,390.00 | 326,406.31 |
| 523 OWDA SA Debt Retirement Fund | 105,080.00 | 0.00 | 105,080.00 | 79,233.95 |
| 560 Sanitation (Refuse) Revenue Fund | 921,230.00 | 0.00 | 921,230.00 | 968,463.45 |
| 561 Sanitation (Refuse) Depreciation Reserve Fund | 5,000.00 | 0.00 | 5,000.00 | 220,008.25 |
| 580 Meter Deposit (Electric & Water) Fund | 30,000.00 | 0.00 | 30,000.00 | 461,339.19 |
| **Sub-Total - ENTERPRISE FUNDS** | **51,726,990.00** | **0.00** | **51,726,990.00** | **13,587,039.35** |
| **Internal Service Funds** | | | | |
| 600 Central Garage Rotary Fund | 316,050.00 | 0.00 | 316,050.00 | 15,026.56 |
| **Sub-Total - INTERNAL SERVICE FUNDS** | **316,050.00** | **0.00** | **316,050.00** | **15,026.56** |
| **TOTAL - ALL FUNDS** | **69,421,080.00** | **0.00** | **69,421,080.00** | **17,661,118.72** |

**SIGNED:** Gregory Heath 01/03/2017

**Fiscal Officer** **Date**

**Gregory J. Heath, Finance Director/Clerk of Council**

**==== VERIFICATION TOTALS & BALANCE AVAILABLE ====**

**ORDINANCE NO. 062-16**

**AN ORDINANCE ESTABLISHING THE APPROPRIATION MEASURE (BUDGET) OF THE CITY OF NAPOLEON, OHIO FOR THE FISCAL YEAR ENDING DECEMBER 31, 2017, LISTED IN EXHIBIT "A"; AND DECLARING AN EMERGENCY**

**WHEREAS**, Council desires to pass the annual appropriation measure of the City of Napoleon for the fiscal year ending December 31, 2017;

**BE IT ORDAINED BY THE COUNCIL OF THE CITY OF NAPOLEON, OHIO:**

Section 1. That the annual appropriation measure be passed, and the sums as contained in Exhibit "A", attached hereto and made a part of this Ordinance, are set aside and appropriated for the fiscal year ending December 31, 2017.

Section 2. That, it is found and determined that all formal actions of this City Council concerning and relating to the adoption of this Ordinance were adopted in open meetings of this City Council, and that all deliberations of this City Council and any of its committees that resulted in such formal actions were in compliance with all legal requirements, including Section 121.22 of the Ohio Revised Code and the Codified Ordinances of the City of Napoleon, Ohio.

Section 3. That, if any other prior Ordinance or Resolution is found to be in conflict with this Ordinance, then the provisions of this Ordinance shall prevail. Further, if any portion of this Ordinance is found to be invalid for any reason, only that portion shall be held invalid and the remainder shall remain valid.

Section 4. That, pursuant to 121.03 (f) of the Codified Ordinances of the City of Napoleon, Ohio, this Ordinance is declared to be an Ordinance providing for appropriations for the current expenses of the City appropriations immediately required for the City to operate; therefore, this Ordinance shall be in full force and effect immediately upon its passage, subject to the approval by the Mayor, otherwise it shall take effect at the earliest time permitted by law.

Passed: 12/19/2016

Travis B. Sheaffer, Council President

Approved: 12/19/2016

Jason P. Maassel, Mayor

VOTE ON PASSAGE 7 Yea 0 Nay — Abstain

Attest:

Gregory J. Heath

Gregory J. Heath, Clerk/Finance Director

*I, Gregory J. Heath, Clerk/Finance Director of the City of Napoleon, do hereby certify that the foregoing Ordinance No. 062-16 was duly published in the Northwest Signal, a newspaper of general circulation in said City, on the _____ day of _____, _____; & I further certify the compliance with rules established in Chapter 103 of the Codified Ordinances Of Napoleon Ohio and the laws of the State of Ohio pertaining to Public Meetings.*

*Gregory J. Heath, Clerk/Finance Director*

**CERTIFICATION OF RECORDS**

I, Gregory J. Heath, Finance Director/Clerk of Council, for the City of Napoleon, Ohio, do hereby certify and attest that this document to be a **True and Correct** copy of **Ordinance No. 062-16 passed by City Council on Monday, December 19, 2016**.

Gregory J. Heath

Gregory J. Heath, Finance Director/Clerk of Council

01 / 03 / 2017
Date

# 2017 APPROPRIATION BUDGET - ORIGINAL BUDGET
# BUDGET SUMMARY BY FUND, DEPARTMENT AND CATEGORY

| *ORDINANCE No. 062-16, Passed 12/19/2016* FUND / DEPARTMENT | ===== 2017 ORIGINAL APPROVED BUDGET ==== PERSONAL SERVICES | OTHER | TOTAL | 2017 FUND TOTAL |
|---|---|---|---|---|
| **100 GENERAL FUND** | | | | |
| 1100 City Council/Legislative | 39,700 | 17,190 | 56,890 | |
| 1200 Mayor/Executive | 17,000 | 3,100 | 20,100 | |
| 1300 City Manager/Administrative | 189,460 | 5,250 | 194,710 | |
| 1370 City Manager/Human Resources | 92,200 | 20,110 | 112,310 | |
| 1400 Law Director/Administrative | 180,790 | 62,730 | 243,520 | |
| 1500 Finance/Administrative | 410,490 | 107,570 | 518,060 | |
| 1520 Finance/Utility Billing | 123,960 | 89,830 | 213,790 | |
| 1600 Information Systems/Administrative | 150,420 | 42,800 | 193,220 | |
| 1700 Engineering/City Engineer | 496,830 | 57,270 | 554,100 | |
| 1800 Municipal Court/Judicial | 462,980 | 93,690 | 556,670 | |
| 1900 General Government/Miscellaneous | 0 | 300,770 | 300,770 | |
| 2100 Police/Safety Services | 1,661,980 | 238,800 | 1,900,780 | |
| 2200 Fire/Safety Services | 924,770 | 177,390 | 1,102,160 | |
| 3100 Building Inspections/Zoning & Planning | 97,440 | 68,980 | 166,420 | |
| 4700 Cemetery/Operations | 103,670 | 26,610 | 130,280 | |
| 5130 Service/Buildings, Properties, Equipment | 67,360 | 18,330 | 85,690 | |
| 9800 Reimbursements-Shared Expense | 0 | 23,000 | 23,000 | |
| 9900 Transfer Accounts | 0 | 259,060 | 259,060 | |
| **Total - 100 General Fund** | **5,019,050** | **1,612,480** | **6,631,530** | **$6,631,530** |
| **101 GENERAL FUND RESERVE BALANCE FUND** | | | | |
| 1900 General Government/Miscellaneous | **0** | **100,000** | **100,000** | **$100,000** |
| **123 SPECIAL EVENTS FUND** | | | | |
| 1900 General Government/Miscellaneous | **0** | **11,500** | **11,500** | **$11,500** |
| **130 ECONOMIC DEVELOPMENT FUND** | | | | |
| 3500 Economic Development | **0** | **37,400** | **37,400** | **$37,400** |
| **147 UNCLAIMED MONIES FUND** | | | | |
| 9400 Unclaimed Monies Agency Accounts | 0 | 1,000 | 1,000 | |
| 9900 Transfer Accounts | 0 | 1,000 | 1,000 | |
| **Total - 147 Unclaimed Monies Fund** | **0** | **2,000** | **2,000** | **$2,000** |
| **170 MUNICIPAL INCOME TAX FUND** | | | | |
| 1510 Finance/Income Tax Collection | 150,560 | 168,940 | 319,500 | |
| 9900 Transfer Accounts | 0 | 4,080,500 | 4,080,500 | |
| **Total - 170 Municipal Income Tax Fund** | **150,560** | **4,249,440** | **4,400,000** | **$4,400,000** |
| **180 kWH TAX (GF) COLLECTION FUND** | | | | |
| 9800 Reimbursements-Shared Expense | 0 | 205,500 | 205,500 | |
| 9900 Transfer Accounts | 0 | 309,500 | 309,500 | |
| **Total - 180 kWH Tax (GF) Collection Fund** | **0** | **515,000** | **515,000** | **$515,000** |

# 2017 APPROPRIATION BUDGET - ORIGINAL BUDGET
# BUDGET SUMMARY BY FUND, DEPARTMENT AND CATEGORY

| *ORDINANCE No. 062-16, Passed 12/19/2016* FUND / DEPARTMENT | ===== 2017 ORIGINAL APPROVED BUDGET ==== PERSONAL SERVICES | OTHER | TOTAL | 2017 FUND TOTAL |
|---|---|---|---|---|
| **195 LAW LIBRARY FUND** | | | | |
| 1800 Municipal Court/Judicial | 0 | 11,000 | 11,000 | |
| 9900 Transfer Accounts | 0 | 11,000 | 11,000 | |
| **Total - 195 Law Library Fund** | **0** | **22,000** | **22,000** | **$22,000** |
| **200 STREET CONSTRN., MAINT. & REPAIR FUND** | | | | |
| 5100 Service/Streets Maintenance and Properties | 182,830 | 174,880 | 357,710 | |
| 5110 Service/Ice and Snow Removal | 32,000 | 72,600 | 104,600 | |
| 5120 Service/Strorm Drainage | 11,000 | 8,500 | 19,500 | |
| **Total - 200 Street (SCM&R) Fund** | **225,830** | **255,980** | **481,810** | **$481,810** |
| **201 STATE HIGHWAY IMPROVEMENT FUND** | | | | |
| 5100 Service/Streets Maintenance and Properties | **0** | **31,200** | **31,200** | **$31,200** |
| **202 MUNICIPAL (50%) MV LICENSE TAX FUND** | | | | |
| 5100 Service/Streets Maintenance and Properties | **0** | **30,000** | **30,000** | **$30,000** |
| **203 MUNICIPAL (100%) MV LICENSE TAX FUND** | | | | |
| 5100 Service/Streets Maintenance and Properties | 0 | 184,000 | 184,000 | |
| 9900 Transfer Accounts | 0 | 12,360 | 12,360 | |
| **Total - 203 Municipal 100% MV License Tax Fund** | **0** | **196,360** | **196,360** | **$196,360** |
| **204 COUNTY MV LIC.PERMISSIVE TAX FUND** | | | | |
| 5100 Service/Streets Maintenance and Properties | **0** | **56,500** | **56,500** | **$56,500** |
| **210 EMS TRANSPORT SERVICE FUND** | | | | |
| 2200 Fire/Safety Services | 0 | 160,900 | 160,900 | |
| 9800 Reimbursements-Shared Expense | 0 | 295,900 | 295,900 | |
| 9900 Transfer Accounts | 0 | 26,000 | 26,000 | |
| **Total - 210 EMS Transport Service Fund** | **0** | **482,800** | **482,800** | **$482,800** |
| **220 RECREATION FUND** | | | | |
| 4100 Parks/Administrative | 112,710 | 12,900 | 125,610 | |
| 4200 Recreation/Golf Operating | 148,250 | 89,350 | 237,600 | |
| 4300 Recreation/Pool Operating | 47,380 | 55,340 | 102,720 | |
| 4400 Recreation/Programs | 241,590 | 217,990 | 459,580 | |
| **Total - 220 Recreation Fund** | **549,930** | **375,580** | **925,510** | **$925,510** |
| **227 NAPOLEON CEMETERY TRUST FUND** | | | | |
| 4700 Cemetery/Grounds | **0** | **6,000** | **6,000** | **$6,000** |

# 2017 APPROPRIATION BUDGET - ORIGINAL BUDGET
# BUDGET SUMMARY BY FUND, DEPARTMENT AND CATEGORY

| *ORDINANCE No. 062-16, Passed 12/19/2016* FUND / DEPARTMENT | ===== 2017 ORIGINAL APPROVED BUDGET ===== PERSONAL SERVICES | OTHER | TOTAL | 2017 FUND TOTAL |
|---|---|---|---|---|
| **240 HOTEL/MOTEL TAX FUND** | | | | |
| 3800 Travel and Tourism | 0 | 42,000 | 42,000 | |
| 9900 Transfer Accounts | 0 | 42,000 | 42,000 | |
| **Total - 240 Hotel Motel Tax Fund** | **0** | **84,000** | **84,000** | **$84,000** |
| **242 FIRE EQUIPMENT FUND** | | | | |
| 2200 Fire/Safety Services | **0** | **184,000** | **184,000** | **$184,000** |
| **243 REFUND-FIRE LOSS FUND** | | | | |
| 1900 General Government/Miscellaneous | **0** | **20,000** | **20,000** | **$20,000** |
| **261 CDBG PROGRAM INCOME FUND** | | | | |
| 3300 Contracts-Grt.Srv.-MVPLN | **0** | **10,490** | **10,490** | **$10,490** |
| **270 INDIGENT DRIVERS ALCOHOL FUND** | | | | |
| 1800 Municipal Court/Judicial | **0** | **25,000** | **25,000** | **$25,000** |
| **271 LAW ENFORCEMENT & EDUCATION FUND** | | | | |
| 2100 Police/Safety Services | **3,000** | **1,400** | **4,400** | **$4,400** |
| **272 COURT COMPUTERIZATION FUND** | | | | |
| 1800 Municipal Court/Judicial | 0 | 40,220 | 40,220 | |
| 9800 Reimbursements-Shared Expense | 0 | 10,000 | 10,000 | |
| **Total - 272 Court Computerization Fund** | **0** | **50,220** | **50,220** | **$50,220** |
| **273 LAW ENFORCEMENT TRUST FUND** | | | | |
| 2100 Police/Safety Services | **0** | **1,000** | **1,000** | **$1,000** |
| **274 MANDATORY DRUG FINE FUND** | | | | |
| 2100 Police/Safety Services | **3,000** | **500** | **3,500** | **$3,500** |
| **275 MUNICIPAL PROBATION SERVICE FUND** | | | | |
| 1810 Municipal Court/Probation Department | **5,770** | **10,700** | **16,470** | **$16,470** |
| **277 PROBATION OFFICERS GRANT FUND** | | | | |
| 1810 Municipal Court/Probation Department | **49,290** | **0** | **49,290** | **$49,290** |
| **278 COURT SPECIAL PROJECTS FUND** | | | | |
| 1800 Municipal Court/Judicial | **0** | **69,380** | **69,380** | **$69,380** |
| **279 HANDICAP PARKING FINE FUND** | | | | |
| 1800 Municipal Court/Judicial | **0** | **1,100** | **1,100** | **$1,100** |
| **280 CERTIFIED POLICE TRAINING FUND** | | | | |
| 1800 Municipal Court/Judicial | **5,000** | **500** | **5,500** | **$5,500** |

# 2017 APPROPRIATION BUDGET - ORIGINAL BUDGET
# BUDGET SUMMARY BY FUND, DEPARTMENT AND CATEGORY

| *ORDINANCE No. 062-16, Passed 12/19/2016* FUND / DEPARTMENT | ===== 2017 ORIGINAL APPROVED BUDGET ==== PERSONAL SERVICES | OTHER | TOTAL | 2017 FUND TOTAL |
|---|---|---|---|---|
| **281 INDIGENT DRVS.INTERLCK.& AL.MNTR.FUND** | | | | |
| 2100 Police/Safety Services | 0 | 5,000 | 5,000 | $5,000 |
| **287 PRBTN.IMP.&INCENTIVE GRANT FUND** | | | | |
| 1800 Municipal Court/Probation Department | 7,740 | 9,970 | 17,710 | $17,710 |
| **290 POLICE PENSION FUND** | | | | |
| 2100 Police/Safety Services | 84,510 | 0 | 84,510 | $84,510 |
| **291 FIRE PENSION FUND** | | | | |
| 2200 Fire/Safety Services | 42,250 | 0 | 42,250 | $42,250 |
| **295 IRS 125 BENEFITS PLAN FUND** | | | | |
| 1900 General Government/Miscellaneous | 0 | 2,700 | 2,700 | $2,700 |
| **300 GENERAL BOND RETIREMENT FUND** | | | | |
| 8100 General Obligation Debt Services | 0 | 57,530 | 57,530 | $57,530 |
| **310 SA BOND RETIREMENT FUND** | | | | |
| 8500 Special Assessment Debt Services | 0 | 48,440 | 48,440 | $48,440 |
| **400 CAPITAL IMPROVEMENT FUND** | | | | |
| 1100 City Council/Legislative | 0 | 20,000 | 20,000 | |
| 1300 City Manager/Administrative | 0 | 101,900 | 101,900 | |
| 1370 City Manager/Human Resources | 0 | 0 | 0 | |
| 1400 Law Director/Administrative | 0 | 2,000 | 2,000 | |
| 1500 Finance/Administrative | 0 | 46,640 | 46,640 | |
| 1600 Information Systems/Administrative | 0 | 58,000 | 58,000 | |
| 1700 Engineering/City Engineer | 0 | 105,000 | 105,000 | |
| 1800 Municipal Court/Judicial | 0 | 3,000 | 3,000 | |
| 2100 Police/Safety Services | 0 | 132,000 | 132,000 | |
| 2200 Fire/Safety Services | 0 | 22,500 | 22,500 | |
| 3100 Building Inspections/Zoning & Planning | 0 | 0 | 0 | |
| 4200 Recreation/Golf Operating | 0 | 16,500 | 16,500 | |
| 4300 Recreation/Pool Operating | 0 | 5,000 | 5,000 | |
| 4400 Recreation/Programs | 0 | 17,000 | 17,000 | |
| 4700 Cemetery/Grounds | 0 | 10,000 | 10,000 | |
| 5100 Service/Streets Maintenance and Properties | 0 | 1,773,500 | 1,773,500 | |
| 5130 Service/Buildings, Properties, Equipment | 0 | 16,000 | 16,000 | |
| 5200 Service/Garage Rotary | 0 | 0 | 0 | |
| 9900 Transfer Accounts | 0 | 127,570 | 127,570 | |
| **Total - 400 Capital Improvement Fund** | 0 | 2,456,610 | 2,456,610 | $2,456,610 |
| **401 CIP FUNDING RESERVE FUND** | | | | |
| 1900 General Government/Miscellaneous | 0 | 0 | 0 | $0 |

# 2017 APPROPRIATION BUDGET - ORIGINAL BUDGET
# BUDGET SUMMARY BY FUND, DEPARTMENT AND CATEGORY

| *ORDINANCE No. 062-16, Passed 12/19/2016* FUND / DEPARTMENT | ===== 2017 ORIGINAL APPROVED BUDGET ==== PERSONAL SERVICES | OTHER | TOTAL | 2017 FUND TOTAL |
|---|---|---|---|---|
| **410 FIRE FACILITY TRAINING GRANT FUND** | | | | |
| 2200 Fire/Safety Services | **0** | **209,330** | **209,330** | **$209,330** |
| **500 ELECTRIC UTILITY REVENUE FUND** | | | | |
| 1520 Finance/Utility Billing | 0 | 3,000 | 3,000 | |
| 6110 Electric/Operations, Distribution System | 1,320,580 | 783,150 | 2,103,730 | |
| 6111 Electric/Purchased Power | 0 | 13,200,000 | 13,200,000 | |
| 9800 Reimbursement Accounts-Shared Expenses | 0 | 889,960 | 889,960 | |
| 9900 Transfer Accounts | 0 | 876,500 | 876,500 | |
| **Total - 500 Electric Utility Revenue Fund** | **1,320,580** | **15,752,610** | **17,073,190** | **$17,073,190** |
| **503 ELECTRIC DEVELOPMENT FUND** | | | | |
| 6110 Electric/Operations, Distribution System | 0 | 357,500 | 357,500 | |
| 9900 Transfer Accounts | 0 | 0 | 0 | |
| **Total - 503 Economic Development Fund** | **0** | **357,500** | **357,500** | **$357,500** |
| **510 WATER REVENUE FUND** | | | | |
| 1520 Finance/Utility Billing | 0 | 1,200 | 1,200 | |
| 6200 Water/Treatment Plant Operations | 583,220 | 1,208,420 | 1,791,640 | |
| 6210 Water/Distribution System | 438,050 | 255,590 | 693,640 | |
| 9800 Reimbursement Accounts-Shared Expenses | 0 | 481,920 | 481,920 | |
| 9900 Transfer Accounts | 0 | 948,040 | 948,040 | |
| **Total - 510 Water Revenue Fund** | **1,021,270** | **2,895,170** | **3,916,440** | **$3,916,440** |
| **511 WATER DEPRECIATION RESERVE FUND** | | | | |
| 6210 Water/Distribution System | **0** | **686,000** | **686,000** | **$686,000** |
| **512 WATER DEBT RESERVE FUND** | | | | |
| 8300 Revenue Funds Debt Services | **0** | **212,820** | **212,820** | **$212,820** |
| **513 WATER OWDA BOND RETIREMENT FUND** | | | | |
| 8300 Revenue Funds Debt Services | **0** | **22,200** | **22,200** | **$22,200** |
| **519 WATER PLANT REN.&IMP.PROJECT FUND** | | | | |
| 6200 Water/Treatment Plant Operations | 0 | 20,411,000 | 20,411,000 | |
| 9900 Transfer Accounts | 0 | 71,100 | 71,100 | |
| **Total - 519 Water Plant Ren.& Imp.Prj.Fund** | **0** | **20,482,100** | **20,482,100** | **$20,482,100** |

# 2017 APPROPRIATION BUDGET - ORIGINAL BUDGET
# BUDGET SUMMARY BY FUND, DEPARTMENT AND CATEGORY

| *ORDINANCE No. 062-16, Passed 12/19/2016* FUND / DEPARTMENT | ===== 2017 ORIGINAL APPROVED BUDGET ==== PERSONAL SERVICES | OTHER | TOTAL | 2017 FUND TOTAL |
|---|---|---|---|---|
| **520 SEWER (WWT) UTILITY REVENUE FUND** | | | | |
| 1520 Finance/Utility Billing | 0 | 1,200 | 1,200 | |
| 6300 Sewer(WWT)/Treatment Plant Operations | 644,870 | 1,522,900 | 2,167,770 | |
| 6310 Sewer(WWT)/Collection System | 67,410 | 92,510 | 159,920 | |
| 6311 Sewer(WWT)/Cleaning, Imp. (SSO & CSO) | 165,450 | 37,850 | 203,300 | |
| 9800 Reimbursement Accounts-Shared Expenses | 0 | 547,410 | 547,410 | |
| 9900 Transfer Accounts | 0 | 2,281,940 | 2,281,940 | |
| **Total - 520 Sewer (WWT) Uty. Revenue Fund** | **877,730** | **4,483,810** | **5,361,540** | **$5,361,540** |
| **521 SEWER (WWT) UTY.REP. & IMP. FUND** | | | | |
| 6300 Sewer(WWT)/Treatment Plant Operations | **0** | **2,102,500** | **2,102,500** | **$2,102,500** |
| **522 SEWER (WWT) UTILITY RESERVE FUND** | | | | |
| 8300 Revenue Funds Debt Services | **0** | **451,390** | **451,390** | **$451,390** |
| **523 OWDA SA DEBT RETIREMENT FUND** | | | | |
| 8600 Special Assessment Debt Services (OWDA) | **0** | **105,080** | **105,080** | **$105,080** |
| **560 SANITATION (REFUSE) REVENUE FUND** | | | | |
| 1520 Finance/Utility Billing | 0 | 600 | 600 | |
| 6400 Sanitation(Refuse)/Collection and Disposal | 203,090 | 152,530 | 355,620 | |
| 6410 Sanitation(Refuse)/SRS-Seasonal Pickup Progra | 0 | 62,550 | 62,550 | |
| 6411 Sanitation(Refuse)/SRS-Yard Waste Site | 0 | 65,800 | 65,800 | |
| 6412 Sanitation(Refuse)/SRS-Mosquito Control | 0 | 98,870 | 98,870 | |
| 6420 Sanitation(Refuse)/Recyling Programs | 77,530 | 70,810 | 148,340 | |
| 9800 Reimbursement Accounts-Shared Expenses | 0 | 149,450 | 149,450 | |
| 9900 Transfer Accounts | 0 | 40,000 | 40,000 | |
| **Total - 560 Sanitation(Refuse) Revenue Fund** | **280,620** | **640,610** | **921,230** | **$921,230** |
| **561 SANITATION (REFUSE) DEP.RESERVE FUND** | | | | |
| 6400 Sanitation(Refuse)/Collection and Disposal | **0** | **5,000** | **5,000** | **$5,000** |
| **580 METER DEP. (ELECTRIC & WATER) FUND** | | | | |
| 6500 Meter Deposits/Unapplied Cash | **0** | **30,000** | **30,000** | **$30,000** |
| **600 CENTRAL GARAGE/FUEL ROTARY FUND** | | | | |
| 5200 Service/Central Garage | 168,590 | 92,460 | 261,050 | |
| 5600 Service/Fuel Purchase Rotary | 0 | 55,000 | 55,000 | |
| **Total - 600 Central Garage/Fuel Rotary Fund** | **168,590** | **147,460** | **316,050** | **$316,050** |
| *** GRAND TOTAL - ALL FUNDS** | **$9,814,720** | **$59,606,360** | **$69,421,080** | **$69,421,080** |

**RESOLUTION NO. 063-16**

**A RESOLUTION AUTHORIZING THE FINANCE DIRECTOR TO TRANSFER CERTAIN FUND BALANCES FROM RESPECTIVE FUNDS TO OTHER FUNDS PER SECTION 5705.14 ORC ON AN AS NEEDED BASIS IN FISCAL YEAR 2017, LISTED IN EXHIBIT "A"; AND DECLARING AN EMERGENCY**

**WHEREAS,** the City is a charter municipality having those powers of self government as stated in Article I of its Charter; and

**WHEREAS**, in order to provide Fund Balances for approved expenditures in certain funds on an as needed basis, it is necessary to transfer funds from respective funds to other funds; Now Therefore,

**BE IT RESOLVED BY THE COUNCIL OF THE CITY OF NAPOLEON, OHIO:**

Section 1. That, pursuant to Section 5705.14 of the ORC and this Resolution, the Finance Director is hereby authorized and directed to transfer monies among the various funds on an as needed basis in Fiscal Year 2017 as listed in Exhibit "A" attached hereto and made a part of this Resolution.

Section 2. That, it is found and determined that all formal actions of this City Council concerning and relating to the adoption of this Resolution were adopted in open meetings of this City Council, and that all deliberations of this City Council and any of its committees that resulted in such formal actions were in compliance with all legal requirements, including Section 121.22 of the Ohio Revised Code and the Codified Ordinances of the City of Napoleon, Ohio.

Section 3. That, if any other prior Ordinance or Resolution is found to be in conflict with this Resolution, then the provisions of this Resolution shall prevail. Further, if any portion of this Resolution is found to be invalid for any reason, only that portion shall be held invalid and the remainder shall remain valid.

Section 4. That, this Resolution is declared to be an emergency measure necessary for the immediate preservation of the public peace, health or safety of the City and its inhabitants, and for the further reason that this legislation must be in effect at the earliest possible time to assure the prompt and efficient conduct of the municipal operations related to public peace, health or safety of the City; therefore, provided it receives the required number of votes for passage as emergency legislation, it shall be in full force and effect immediately upon its passage; otherwise, it shall be in full force and effect at the earliest time permitted by law.

Passed: 12/19/2016

Travis B. Sheaffer, Council President

Approved: 12/19/2016

Jason P. Maassel, Mayor

VOTE ON PASSAGE 7 Yea 0 Nay — Abstain

Attest:

Gregory J. Heath

Gregory J. Heath, Clerk/Finance Director

*I, Gregory J. Heath, Clerk/Finance Director of the City of Napoleon, do hereby certify that the foregoing Resolution No. 063-16 was duly published in the Northwest Signal, a newspaper of general circulation in said City, on the _____ day of _____, _____; & I further certify the compliance with rules established in Chapter 103 of the Codified Ordinances Of Napoleon Ohio and the laws of the State of Ohio pertaining to Public Meetings.*

*Gregory J. Heath, Clerk/Finance Director*

**CERTIFICATION OF RECORDS**

I, Gregory J. Heath, Finance Director/Clerk of Council, for the City of Napoleon, Ohio, do hereby certify and attest that this document to be a **True and Correct** copy of **Resolution No. 063-16 passed by City Council on Monday, December 19, 2016**.

Gregory J. Heath

Gregory J. Heath, Finance Director/Clerk of Council

01 / 03 / 2017
Date

# 2017 APPROPRIATION BUDGET - TRANSFER OF FUNDS

***RESOLUTION No. 063-16, Passed 12/19/2016***

| BUDGET REVIEW - 2017 TRANSFER OF FUNDS<br>FUND NAME, FROM - TO, PURPOSE | = TRANSFER AMOUNTS =<br>FROM | <br>TO |
|---|---|---|
| **FROM:** 100 GENERAL FUND | **$11,500** | |
| **TO:** 123 SPECIAL EVENTS FUND | | **$11,500** |
| **Purpose:** Subsidize Fall Festival and other events as sponsored through the Chamber of Commerce. | | |
| **FROM:** 100 GENERAL FUND | **$29,790** | |
| **TO:** 130 ECONOMIC DEVELOPMENT FUND | | **$29,790** |
| **Purpose:** Subsidize the Economic Development Fund programs due to insufficient funds in the 130 ED I | | |
| **FROM:** 100 GENERAL FUND | **$30,020** | |
| **TO:** 200 STREET (SCMR) FUND | | **$30,020** |
| **Purpose:** Subsidize the Street Funds for Operations and Maintenance due to insufficient funds in the 22 | | |
| **FROM:** 100 GENERAL FUND | **$1,800** | |
| **TO:** 295 IRS 125 EMPLOYEE FRINGE BENEFITS FUND | | **$1,800** |
| **Purpose:** Subsidize Administrative Expenditures of Employee 125 Flexible Spending Benefits Fund. | | |
| **FROM:** 100 GENERAL FUND | **$185,950** | |
| **TO:** 600 CENTRAL ROTARY CHARGES FUND | | **$185,950** |
| **Purpose:** Subsidize Operating Expenditures of Central Garage Rotary Charges Fund. | | |
| **FROM:** 147 UNCLAIMED MONIES FUND | **$1,000** | |
| **TO:** 100 GENERAL FUND | | **$1,000** |
| **Purpose:** Payment of Unclaimed Funds back to the 100 General Fund. | | |
| **FROM:** 170 MUNICIPAL INCOME TAX FUND | **$2,166,270** | |
| **TO:** 100 GENERAL FUND | | **$2,166,270** |
| **Purpose:** Net Transfer (62%) of Income Tax Receipts to 100 General Fund. | | |
| **FROM:** 170 MUNICIPAL INCOME TAX FUND | **$586,520** | |
| **TO:** 220 RECREATION FUND | | **$586,520** |
| **Purpose:** Transfer of Income Tax Levy Receipts to 220 Recreation Fund. | | |
| **FROM:** 170 MUNICIPAL INCOME TAX FUND | **$1,327,710** | |
| **TO:** 400 CAPITAL IMPROVEMENT FUND | | **$1,327,710** |
| **Purpose:** Net Transfer (38%) of Income Tax Receipts to 400 CIP Fund. | | |
| **FROM:** 180 KWH TAX COLLECTION (GF) FUND | **$309,500** | |
| **TO:** 100 GENERAL FUND | | **$309,500** |
| **Purpose:** Transfer of Net Balance of KWH Tax Funds into the General Fund. | | |

# 2017 APPROPRIATION BUDGET - TRANSFER OF FUNDS

***RESOLUTION No. 063-16, Passed 12/19/2016***

| BUDGET REVIEW - 2017 TRANSFER OF FUNDS<br>FUND NAME, FROM - TO, PURPOSE | = TRANSFER AMOUNTS =<br>FROM | <br>TO |
|---|---|---|
| **FROM:** 195 LAW LIBRARY FUND | **$11,000** | |
| **TO:** 100 GENERAL FUND | | **$11,000** |
| **Purpose:** Transfer of City Share for Highway Patrol Fine Monies per ORC. | | |
| **FROM:** 203 MUNICIPAL MV LIC. TAX FUND | **$12,360** | |
| **TO:** 310 SA BOND RETIREMENT FUND | | **$12,360** |
| **Purpose:** Debt on State Issue II Zero Interest Loan on Hobson/Reynolds Project. | | |
| **FROM:** 210 EMS TRANSPORT SERVICE FUND | **$26,000** | |
| **TO:** 242 FIRE EQUIPMENT FUND | | **$26,000** |
| **Purpose:** City Share of Township Contract (80% of $90,000/ Yearly) for a Total of $72,000, Funded $26,000 from 210 Fund & $46,000 from 400 Fund. | | |
| **FROM:** 240 HOTEL-MOTEL TAX FUND | **$42,000** | |
| **TO:** 100 GENERAL FUND | | **$42,000** |
| **Purpose:** City's Net Share of Total Collections (50%) on a 6% Rate, per Ordinance to 100 General Func | | |
| **FROM:** 400 CAPITAL IMPROVEMENT FUND | **$56,570** | |
| **TO:** 300 GENERAL BOND RETIREMENT FUND | | **$56,570** |
| **Purpose:** Retirement of General Bond Obligation Debt. | | |
| **FROM:** 400 CAPITAL IMPROVEMENT FUND | **$46,000** | |
| **TO:** 242 FIRE EQUIPMENT FUND | | **$46,000** |
| **Purpose:** City Share of Township Contract (80% of $90,000/ Yearly) for a Total of $72,000, Funded $26,000 from 210 Fund & $46,000 from 400 Fund. | | |
| **FROM:** 400 CAPITAL IMPROVEMENT FUND | **$25,000** | |
| **TO:** 401 CIP FUNDING RESERVE FUND | | **$25,000** |
| **Purpose:** Funding Reserves for Current and Future Capital Purchases. | | |
| **FROM:** 500 ELECTRIC REVENUE FUND | **$519,000** | |
| **TO:** 180 KWH TAX COLLECTION (GF) FUND | | **$519,000** |
| **Purpose:** Transfer to 180 kWH (GF Equivalent) Tax Fund, 100 General Fund share of kWH Tax. | | |
| **FROM:** 500 ELECTRIC REVENUE FUND | **$357,500** | |
| **TO:** 503 ELECTRIC DEVELOPMENT FUND | | **$357,500** |
| **Purpose:** Funding Reserves for Current and Future Capital Purchases. | | |

# 2017 APPROPRIATION BUDGET - TRANSFER OF FUNDS

***RESOLUTION No. 063-16, Passed 12/19/2016***

| BUDGET REVIEW - 2017 TRANSFER OF FUNDS<br>FUND NAME, FROM - TO, PURPOSE | = TRANSFER AMOUNTS =<br>FROM | <br>TO |
|---|---|---|
| **FROM:** 510 WATER REVENUE FUND | **$686,000** | |
| **TO:** 511 WATER DEPR. FUND | | **$686,000** |
| **Purpose:** Funding Reserves for Current and Future Capital Purchases. | | |
| **FROM:** 510 WATER REVENUE FUND | **$212,820** | |
| **TO:** 512 WATER DEBT RESERVE FUND | | **$212,820** |
| **Purpose:** Funding for Debt Payments on Water Projects. | | |
| **FROM:** 510 WATER REVENUE FUND | **$19,320** | |
| **TO:** 513 WATER OWDA BOND RETIREMENT FUND | | **$19,320** |
| **Purpose:** Funding for OWDA Debt Payments on Water Projects. | | |
| **FROM:** 510 WATER REVENUE FUND | **$29,900** | |
| **TO:** 519 WATER PLANT RENOVATION & IMPRMNT. FUND | | **$29,900** |
| **Purpose:** Funding for Debt Service on New Water Plant Fund. | | |
| **FROM:** 520 SEWER (WWT) REVENUE FUND | **$87,950** | |
| **TO:** 523 OWDA SA BOND RETIREMENT FUND | | **$87,950** |
| **Purpose:** Funding for OWDA Debt Payments on Sewer Projects. | | |
| **FROM:** 520 SEWER (WWT) REVENUE FUND | **$1,727,600** | |
| **TO:** 521 SEWER REPLACEMENT & IMP. FUND | | **$1,727,600** |
| **Purpose:** Funding Reserves for Current and Future Capital Purchases. | | |
| **FROM:** 520 SEWER (WWT) REVENUE FUND | **$466,390** | |
| **TO:** 522 SEWER UTILITY RESERVE FUND | | **$466,390** |
| **Purpose:** Funding for Capital and Debt Payments. | | |
| **FROM:** 560 SANITATION REVENUE FUND | **$40,000** | |
| **TO:** 561 SANITATION DEPRECIATION RES. FUND | | **$40,000** |
| **Purpose:** Funding Reserves for Current and Future Capital Purchases. | | |
| **TOTALS - FROM** | **9,015,470** | |
| **TOTALS - TO** | | **9,015,470** |

TAB

**Fund & Other Summaries**
**Revenue & Expense**
**Chart Comparisons**

## 2017 ESTIMATED FUND BALANCE SUMMARY - BUDGETED REVENUES TO EXPENDITURES w/BALANCES - 2017

| FUND NO. | FUND DESCRIPTION | A BUDGETED ESTIMATED REVENUES | B BUDGETED TRANSFERS IN | C (A + B) TOTAL RECEIPTS | D BUDGETED ESTIMATED EXPENSES | E BUDGETED TRANSFERS OUT | F MAJOR CNTS & CAPITAL ITEMS | G (D+ E+F) TOTAL EXPENSES | H (C - G) REV.><EXP. | I UNENC.CASH BALANCE 1/1/2017 | J (I + or - H) CASH BAL. 12/31/2017 |
|---|---|---|---|---|---|---|---|---|---|---|---|
| 100 | General Fund | 3,717,940 | 2,529,770 | 6,247,710 | 5,666,600 | 259,060 | 705,870 | 6,631,530 | ***-383,820*** | 1,290,411 | 906,591 |
| 101 | General Fund Reserve Balance Fund | 0 | 0 | 0 | 0 | 0 | 100,000 | 100,000 | ***-100,000*** | 105,400 | 5,400 |
| 123 | Special Events Fund | 0 | 11,500 | 11,500 | 0 | 0 | 11,500 | 11,500 | ***0*** | 327 | 327 |
| 130 | Economic Development Fund | 0 | 29,790 | 29,790 | 0 | 0 | 37,400 | 37,400 | ***-7,610*** | 7,614 | 4 |
| 147 | Unclaimed Monies Fund | 1,000 | 0 | 1,000 | 1,000 | 1,000 | | 2,000 | ***-1,000*** | 7,342 | 6,342 |
| 170 | Municipal Income Tax Fund | 4,400,000 | 0 | 4,400,000 | 301,930 | 4,080,500 | 17,570 | 4,400,000 | ***0*** | 598 | 598 |
| 180 | kWH Tax Collection (GF) Fund | 0 | 519,000 | 519,000 | 205,500 | 309,500 | | 515,000 | ***4,000*** | 0 | 4,000 |
| 195 | Law Library Fund | 22,000 | 0 | 22,000 | 0 | 11,000 | 11,000 | 22,000 | ***0*** | 0 | 0 |
| 200 | Street (SCM&R) Fund | 402,820 | 30,020 | 432,840 | 327,690 | 0 | 154,120 | 481,810 | ***-48,970*** | 111,292 | 62,322 |
| 201 | State Highway Fund Imp. Fund | 30,040 | 0 | 30,040 | 0 | 0 | 31,200 | 31,200 | ***-1,160*** | 4,886 | 3,726 |
| 202 | Mun. (50%) MV License Tax Fund | 22,390 | 0 | 22,390 | 0 | 0 | 30,000 | 30,000 | ***-7,610*** | 27,067 | 19,457 |
| 203 | Mun. (100%) MV License Tax Fund | 43,420 | 0 | 43,420 | 15,000 | 12,360 | 169,000 | 196,360 | ***-152,940*** | 353,259 | 200,319 |
| 204 | County MV License Per. Tax Fund | 44,050 | 0 | 44,050 | 0 | 0 | 56,500 | 56,500 | ***-12,450*** | 14,886 | 2,436 |
| 210 | EMS Transport Service Fund | 403,000 | 0 | 403,000 | 402,900 | 26,000 | 53,900 | 482,800 | ***-79,800*** | 81,207 | 1,407 |
| 220 | Recreation Fund | 302,890 | 586,520 | 889,410 | 828,230 | 0 | 97,280 | 925,510 | ***-36,100*** | 396,256 | 360,156 |
| 227 | Napoleon Cemetery Trust Fund | 3,000 | 0 | 3,000 | 6,000 | 0 | | 6,000 | ***-3,000*** | 71,053 | 68,053 |
| 240 | Hotel/Motel Tax Fund | 84,000 | 0 | 84,000 | 0 | 42,000 | 42,000 | 84,000 | ***0*** | 0 | 0 |
| 242 | Fire Equipment Fund | 23,330 | 72,000 | 95,330 | 0 | 0 | 184,000 | 184,000 | ***-88,670*** | 530,277 | 441,607 |
| 243 | Fire Loss Claim Fund | 0 | 0 | 0 | 20,000 | 0 | | 20,000 | ***-20,000*** | 20,000 | 0 |
| 261 | CDBG Program Income Fund | 0 | 0 | 0 | 0 | | 10,490 | 10,490 | ***-10,490*** | 16,272 | 5,782 |
| 270 | Indigent Drivers Alcohol Treat. Fund | 7,660 | 0 | 7,660 | 0 | 0 | 25,000 | 25,000 | ***-17,340*** | 66,623 | 49,283 |
| 271 | Law Enforcement & Education Fund | 1,040 | 0 | 1,040 | 3,000 | 0 | 1,400 | 4,400 | ***-3,360*** | 4,311 | 951 |
| 272 | Court Computerization Fund | 29,230 | 0 | 29,230 | 10,000 | 0 | 40,220 | 50,220 | ***-20,990*** | 126,019 | 105,029 |
| 273 | Law Enforcement Trust Fund | 10 | 0 | 10 | 500 | 0 | 500 | 1,000 | ***-990*** | 1,103 | 113 |
| 274 | Mandatory Drug Fine Fund | 1,160 | 0 | 1,160 | 3,000 | 0 | 500 | 3,500 | ***-2,340*** | 16,265 | 13,925 |
| 275 | Municipal Probation Service Fund | 20,650 | 0 | 20,650 | 6,770 | 0 | 9,700 | 16,470 | ***4,180*** | 68,068 | 72,248 |
| 276 | Law Enforcement Block Grt.Fund | 0 | 0 | 0 | 0 | 0 | | 0 | ***0*** | 0 | 0 |
| 277 | Probation Officer Grant Fund | 49,290 | 0 | 49,290 | 49,290 | 0 | | 49,290 | ***0*** | 4,247 | 4,247 |
| 278 | Court Special Projects Fund | 65,000 | 0 | 65,000 | 69,380 | 0 | | 69,380 | ***-4,380*** | 231,480 | 227,100 |
| 279 | Handicap Parking Fines Fund | 0 | 0 | 0 | 0 | 0 | 1,100 | 1,100 | ***-1,100*** | 1,100 | 0 |
| 280 | Certified Police Training Fund | 0 | 0 | 0 | 5,500 | 0 | | 5,500 | ***-5,500*** | 11,684 | 6,184 |
| 281 | Indigent Drvs.Intrlck.Alchl.Mon.Fund | 4,800 | 0 | 4,800 | -5,000 | 0 | 10,000 | 5,000 | ***-200*** | 42,500 | 42,300 |
| 287 | Probation Imp. &Incentive Grant Fund | 9,450 | 0 | 9,450 | -2,290 | 0 | 20,000 | 17,710 | ***-8,260*** | 15,475 | 7,215 |

## 2017 ESTIMATED FUND BALANCE SUMMARY - BUDGETED REVENUES TO EXPENDITURES w/BALANCES - 2017

| FUND NO. | FUND DESCRIPTION | A BUDGETED ESTIMATED REVENUES | B BUDGETED TRANSFERS IN | C (A + B) TOTAL RECEIPTS | D BUDGETED ESTIMATED EXPENSES | E BUDGETED TRANSFERS OUT | F MAJOR CNTS & CAPITAL ITEMS | G (D+ E+F) TOTAL EXPENSES | H (C - G) REV.><EXP. | I UNENC.CASH BALANCE 1/1/2017 | J (I + or - H) CASH BAL. 12/31/2017 |
|---|---|---|---|---|---|---|---|---|---|---|---|
| 290 | Police Pension Fund | 84,510 | 0 | 84,510 | 84,510 | 0 | | 84,510 | ***0*** | 127 | 127 |
| 291 | Fire Pension Fund | 42,250 | 0 | 42,250 | 42,250 | 0 | | 42,250 | ***0*** | 63 | 63 |
| 295 | IRS 125 Employee Benefits Fund | 0 | 1,800 | 1,800 | 500 | 0 | 2,200 | 2,700 | ***-900*** | 3,256 | 2,356 |
| 300 | General Bond Retirement Fund | 0 | 56,570 | 56,570 | 57,530 | 0 | | 57,530 | ***-960*** | 13,652 | 12,692 |
| 310 | S.A. Bond Retirement Fund | 36,590 | 12,360 | 48,950 | 46,940 | 0 | 1,500 | 48,440 | ***510*** | 587,179 | 587,689 |
| 400 | Capital Improvement Fund | 197,000 | 1,327,710 | 1,524,710 | 0 | 127,570 | 2,329,040 | 2,456,610 | ***-931,900*** | 1,598,393 | 666,493 |
| 401 | CIP Funding Reserve Fund | 0 | 25,000 | 25,000 | 0 | 0 | | 0 | ***25,000*** | 147,437 | 172,437 |
| 410 | Fire Facility Traning Grant Fund | 209,330 | 0 | 209,330 | 0 | 0 | 209,330 | 209,330 | ***0*** | 74 | 74 |
| 420 | Downtown Pocket Park Fund | 0 | 0 | 0 | 0 | 0 | | 0 | ***0*** | 0 | 0 |
| 438 | Scott St. Imp. Project Fund | 0 | 0 | 0 | 0 | 0 | | 0 | ***0*** | 0 | 0 |
| 500 | Electric Operating Revenue Fund | 15,796,030 | 0 | 15,796,030 | 15,763,390 | 876,500 | 433,300 | 17,073,190 | ***-1,277,160*** | 4,328,340 | 3,051,180 |
| 501 | Electric Utility Reserve Fund | 0 | 0 | 0 | 0 | 0 | | 0 | ***0*** | 0 | 0 |
| 502 | Electric Uty. Replacement & Imp. Func | 0 | 0 | 0 | 0 | 0 | | 0 | ***0*** | 0 | 0 |
| 503 | Electric Development Fund | 47,970 | 357,500 | 405,470 | 0 | 0 | 357,500 | 357,500 | ***47,970*** | 4,368,948 | 4,416,918 |
| 510 | Water Revenue Fund | 3,514,340 | 0 | 3,514,340 | 2,574,030 | 948,040 | 394,370 | 3,916,440 | ***-402,100*** | 1,872,470 | 1,470,370 |
| 511 | Water Depreciation Reserve Fund | 303,380 | 686,000 | 989,380 | 0 | 0 | 686,000 | 686,000 | ***303,380*** | 305,750 | 609,130 |
| 512 | Water Debt Reserve Fund | 4,110 | 212,820 | 216,930 | 212,820 | 0 | | 212,820 | ***4,110*** | 224,978 | 229,088 |
| 513 | Water OWDA Debt Retirement Fd. | 3,070 | 19,320 | 22,390 | 22,100 | 0 | 100 | 22,200 | ***190*** | 19,350 | 19,540 |
| 519 | Water Plant Ren.&Imp.Prj.Fund | 19,976,760 | 29,900 | 20,006,660 | 4,001,000 | 0 | 16,481,100 | 20,482,100 | ***-475,440*** | 498,056 | 22,616 |
| 520 | Sewer (WWT) Revenue Fund | 3,581,130 | 0 | 3,581,130 | 2,651,810 | 2,281,940 | 427,790 | 5,361,540 | ***-1,780,410*** | 2,370,885 | 590,475 |
| 521 | Sewer (WWT) Rep& Imp. Fund | 337,120 | 1,727,600 | 2,064,720 | -60,000 | 0 | 2,162,500 | 2,102,500 | ***-37,780*** | 1,160,048 | 1,122,268 |
| 522 | Sewer (WWT) Uty. Reserve Fund | 5,330 | 466,390 | 471,720 | 451,390 | 0 | | 451,390 | ***20,330*** | 306,077 | 326,407 |
| 523 | OWDA S.A. Debt Ret. Sewer Fund | 17,740 | 87,950 | 105,690 | 104,380 | 0 | 700 | 105,080 | ***610*** | 78,624 | 79,234 |
| 560 | Sanitation (Refuse) Revenue Fund | 899,650 | 0 | 899,650 | 653,090 | 40,000 | 228,140 | 921,230 | ***-21,580*** | 990,044 | 968,464 |
| 561 | Sanitation (Refuse) Dep. Res. Fund | 1,860 | 40,000 | 41,860 | 0 | 0 | 5,000 | 5,000 | ***36,860*** | 183,148 | 220,008 |
| 580 | Meter Dep. (Electric & Water) Fund | 20,000 | 0 | 20,000 | 30,000 | 0 | | 30,000 | ***-10,000*** | 471,340 | 461,340 |
| 600 | Central Rotary Charges Fund | 117,740 | 185,950 | 303,690 | 308,940 | 0 | 7,110 | 316,050 | ***-12,360*** | 27,388 | 15,028 |
| | **TOTALS** | **54,884,080** | **9,015,470** | **63,899,550** | **34,859,680** | **9,015,470** | **25,545,930** | **69,421,080** | **-5,521,530** | **23,182,649** | **17,661,119** |

## 2016 - ACTUAL FUND BALANCE SUMMARY - REVENUES TO EXPENDITURES w/BALANCES - 2016

| FUND NO. | FUND DESCRIPTION | A ACTUAL REVENUES | B ACTUAL TRANSFERS IN | C (A + B) TOTAL RECEIPTS | D ACTUAL EXPENSES | E ACTUAL TRANSFERS OUT | F PR.YR.-C.O. & OPEN PO'S 12/31/2016 | G (D+ E+F) TOTAL CO + EXPENSES | H (C - G) REV.><EXP. | I CASH BALANCE 1/1/2016 | J (I + or - H) UNENC.BAL. 12/31/2016 |
|---|---|---|---|---|---|---|---|---|---|---|---|
| 100 | General Fund | 3,283,754 | 2,827,369 | 6,111,123 | 5,583,147 | 197,760 | 141,824 | 5,922,731 | ***188,392*** | 1,102,019 | 1,290,411 |
| 101 | General Fund Reserve Balance Fund | 0 | | 0 | 0 | | 0 | 0 | ***0*** | 105,400 | 105,400 |
| 123 | Special Events Fund | 0 | 11,500 | 11,500 | 11,369 | | 0 | 11,369 | ***131*** | 196 | 327 |
| 130 | Economic Development Fund | 10,041 | 32,610 | 42,651 | 44,041 | | 0 | 44,041 | ***-1,390*** | 9,004 | 7,614 |
| 147 | Unclaimed Monies Fund | 1,814 | | 1,814 | 391 | 1,525 | 0 | 1,916 | ***-102*** | 7,444 | 7,342 |
| 170 | Municipal Income Tax Fund | 4,906,698 | | 4,906,698 | 322,473 | 4,583,827 | 0 | 4,906,300 | ***398*** | 200 | 598 |
| 180 | kWH Tax Collection (GF) Fund | 0 | 515,950 | 515,950 | 186,895 | 329,055 | 0 | 515,950 | ***0*** | 0 | 0 |
| 195 | Law Library Fund | 33,010 | | 33,010 | 16,505 | 16,505 | 0 | 33,010 | ***0*** | 0 | 0 |
| 200 | Street (SCM&R) Fund | 400,556 | | 400,556 | 405,369 | | 10,012 | 415,381 | ***-14,825*** | 126,117 | 111,292 |
| 201 | State Highway Fund Imp. Fund | 30,091 | | 30,091 | 35,204 | | 0 | 35,204 | ***-5,113*** | 9,999 | 4,886 |
| 202 | Mun. (50%) MV License Tax Fund | 23,298 | | 23,298 | 25,986 | | 0 | 25,986 | ***-2,688*** | 29,755 | 27,067 |
| 203 | Mun. (100%) MV License Tax Fund | 49,255 | | 49,255 | 5,880 | 12,360 | 0 | 18,240 | ***31,015*** | 322,244 | 353,259 |
| 204 | County MV License Per. Tax Fund | 49,388 | | 49,388 | 31,704 | | 18,500 | 50,204 | ***-816*** | 15,702 | 14,886 |
| 210 | EMS Transport Service Fund | 340,274 | | 340,274 | 247,727 | 26,000 | 7,142 | 280,869 | ***59,405*** | 21,802 | 81,207 |
| 220 | Recreation Fund | 290,412 | 654,608 | 945,020 | 834,618 | | 5,059 | 839,677 | ***105,343*** | 290,913 | 396,256 |
| 227 | Napoleon Cemetery Trust Fund | 3,020 | | 3,020 | 5,195 | | 200 | 5,395 | ***-2,375*** | 73,428 | 71,053 |
| 240 | Hotel/Motel Tax Fund | 88,337 | | 88,337 | 44,168 | 44,169 | 0 | 88,337 | ***0*** | 0 | 0 |
| 242 | Fire Equipment Fund | 4,751 | 72,000 | 76,751 | 10,041 | | 0 | 10,041 | ***66,710*** | 463,567 | 530,277 |
| 243 | Fire Loss Claim Fund | 20,000 | | 20,000 | 0 | | 0 | 0 | ***20,000*** | 0 | 20,000 |
| 261 | CDBG Program Income Fund | 5,772 | | 5,772 | 41,275 | | 0 | 41,275 | ***-35,503*** | 51,775 | 16,272 |
| 270 | Indigent Drivers Alcohol Treat. Fund | 5,655 | | 5,655 | 2,500 | | 0 | 2,500 | ***3,155*** | 63,468 | 66,623 |
| 271 | Law Enforcement & Education Fund | 902 | | 902 | 1,130 | | 113 | 1,243 | ***-341*** | 4,652 | 4,311 |
| 272 | Court Computerization Fund | 43,612 | | 43,612 | 10,181 | | 3,600 | 13,781 | ***29,831*** | 96,188 | 126,019 |
| 273 | Law Enforcement Trust Fund | 11 | | 11 | 0 | | 0 | 0 | ***11*** | 1,092 | 1,103 |
| 274 | Mandatory Drug Fine Fund | 1,896 | | 1,896 | 5,558 | | 0 | 5,558 | ***-3,662*** | 19,927 | 16,265 |
| 275 | Municipal Probation Service Fund | 29,684 | | 29,684 | 10,724 | | 0 | 10,724 | ***18,960*** | 49,108 | 68,068 |
| 276 | Law Enforcement Block Grt.Fund | 0 | | 0 | 15,283 | | 0 | 15,283 | ***-15,283*** | 15,283 | 0 |
| 277 | Probation Officer Grant Fund | 50,590 | | 50,590 | 50,591 | | 0 | 50,591 | ***-1*** | 4,248 | 4,247 |
| 278 | Court Special Projects Fund | 84,821 | | 84,821 | 65,725 | | 0 | 65,725 | ***19,096*** | 212,384 | 231,480 |
| 279 | Handicap Parking Fines Fund | 0 | | 0 | 0 | | 0 | 0 | ***0*** | 1,100 | 1,100 |
| 280 | Certified Police Training Fund | 4,620 | | 4,620 | 0 | | 0 | 0 | ***4,620*** | 7,064 | 11,684 |
| 281 | Indigent Drvs.Intrlck.Alchl.Mon.Fund | 5,415 | | 5,415 | 0 | | 0 | 0 | ***5,415*** | 37,085 | 42,500 |
| 287 | Probation Imp. &Incentive Grant Fund | 32,838 | | 32,838 | 19,037 | | 8,072 | 27,109 | ***5,729*** | 9,746 | 15,475 |

## 2016 - ACTUAL FUND BALANCE SUMMARY - REVENUES TO EXPENDITURES w/BALANCES - 2016

| FUND NO. | FUND DESCRIPTION | A ACTUAL REVENUES | B ACTUAL TRANSFERS IN | C (A + B) TOTAL RECEIPTS | D ACTUAL EXPENSES | E ACTUAL TRANSFERS OUT | F PR.YR.-C.O. & OPEN PO'S 12/31/2016 | G (D+ E+F) TOTAL CO + EXPENSES | H (C - G) REV.><EXP. | I CASH BALANCE 1/1/2016 | J (I + or - H) UNENC.BAL. 12/31/2016 |
|---|---|---|---|---|---|---|---|---|---|---|---|
| 290 | Police Pension Fund | 86,172 | | 86,172 | 86,055 | | 0 | 86,055 | ***117*** | 10 | 127 |
| 291 | Fire Pension Fund | 43,080 | | 43,080 | 43,017 | | 0 | 43,017 | ***63*** | 0 | 63 |
| 295 | IRS 125 Employee Benefits Fund | 9 | 1,800 | 1,809 | 2,375 | | 0 | 2,375 | ***-566*** | 3,822 | 3,256 |
| 300 | General Bond Retirement Fund | 4,026 | 55,250 | 59,276 | 74,375 | | 0 | 74,375 | ***-15,099*** | 28,751 | 13,652 |
| 310 | S.A. Bond Retirement Fund | 63,553 | 12,360 | 75,913 | 60,445 | | 0 | 60,445 | ***15,468*** | 571,711 | 587,179 |
| 400 | Capital Improvement Fund | 733,061 | 1,593,653 | 2,326,714 | 1,289,637 | 129,050 | 340,501 | 1,759,188 | ***567,526*** | 1,030,867 | 1,598,393 |
| 401 | CIP Funding Reserve Fund | 0 | 25,000 | 25,000 | 23,000 | | 0 | 23,000 | ***2,000*** | 145,437 | 147,437 |
| 410 | Fire Facility Traning Grant Fund | 26,964 | 2,800 | 29,764 | 29,025 | | 665 | 29,690 | ***74*** | 0 | 74 |
| 420 | Downtown Pocket Park Fund | 21,903 | | 21,903 | 25,972 | | 0 | 25,972 | ***-4,069*** | 4,069 | 0 |
| 438 | Scott St. Imp. Project Fund | 243,860 | | 243,860 | 0 | 243,860 | 0 | 243,860 | ***0*** | 0 | 0 |
| 500 | Electric Operating Revenue Fund | 16,318,184 | 971,936 | 17,290,120 | 14,898,375 | 1,015,950 | 49,779 | 15,964,104 | ***1,326,016*** | 3,002,324 | 4,328,340 |
| 501 | Electric Utility Reserve Fund | 5,025 | | 5,025 | 0 | 505,746 | 0 | 505,746 | ***-500,721*** | 500,721 | 0 |
| 502 | Electric Uty. Replacement & Imp. Func | 4,632 | | 4,632 | 0 | 466,189 | 0 | 466,189 | ***-461,557*** | 461,557 | 0 |
| 503 | Electric Development Fund | 43,793 | 500,000 | 543,793 | 195,801 | | 292,673 | 488,474 | ***55,319*** | 4,313,629 | 4,368,948 |
| 510 | Water Revenue Fund | 3,249,488 | | 3,249,488 | 2,368,668 | 390,890 | 57,932 | 2,817,490 | ***431,998*** | 1,440,472 | 1,872,470 |
| 511 | Water Depreciation Reserve Fund | 3,529 | 127,220 | 130,749 | 190,940 | | 14,787 | 205,727 | ***-74,978*** | 380,728 | 305,750 |
| 512 | Water Debt Reserve Fund | 2,431 | 210,570 | 213,001 | 210,569 | | 0 | 210,569 | ***2,432*** | 222,546 | 224,978 |
| 513 | Water OWDA Debt Retirement Fd. | 3,409 | 34,810 | 38,219 | 42,502 | | 0 | 42,502 | ***-4,283*** | 23,633 | 19,350 |
| 519 | Water Plant Ren.&Imp.Prj.Fund | 3,916,227 | 18,290 | 3,934,517 | 3,713,357 | | 1,401,897 | 5,115,254 | ***-1,180,737*** | 1,678,793 | 498,056 |
| 520 | Sewer (WWT) Revenue Fund | 4,117,474 | 143,310 | 4,260,784 | 2,007,985 | 2,477,160 | 30,742 | 4,515,887 | ***-255,103*** | 2,625,988 | 2,370,885 |
| 521 | Sewer (WWT) Rep& Imp. Fund | 300,081 | 1,933,290 | 2,233,371 | 1,643,946 | | 335,448 | 1,979,394 | ***253,977*** | 906,071 | 1,160,048 |
| 522 | Sewer (WWT) Uty. Reserve Fund | 3,006 | 450,100 | 453,106 | 451,378 | | 0 | 451,378 | ***1,728*** | 304,349 | 306,077 |
| 523 | OWDA S.A. Debt Ret. Sewer Fund | 20,730 | 93,770 | 114,500 | 102,497 | | 0 | 102,497 | ***12,003*** | 66,621 | 78,624 |
| 560 | Sanitation (Refuse) Revenue Fund | 880,028 | | 880,028 | 731,427 | 40,000 | 1,407 | 772,834 | ***107,194*** | 882,850 | 990,044 |
| 561 | Sanitation (Refuse) Dep. Res. Fund | 1,497 | 40,000 | 41,497 | 0 | | 2,000 | 2,000 | ***39,497*** | 143,651 | 183,148 |
| 580 | Meter Dep. (Electric & Water) Fund | 44,719 | | 44,719 | 21,842 | | 0 | 21,842 | ***22,877*** | 448,463 | 471,340 |
| 600 | Central Rotary Charges Fund | 123,640 | 151,850 | 275,490 | 278,327 | | 14,687 | 293,014 | ***-17,524*** | 44,912 | 27,388 |
| | **TOTALS** | **40,061,036** | **10,480,046** | **50,541,082** | **36,524,232** | **10,480,046** | **2,737,040** | **49,741,318** | **799,764** | **22,382,885** | **23,182,649** |

## 2017 - "FINAL" APPROPRIATION BUDGET - REVENUE SUMMARY COMPARISON OF MAJOR SOURCES

| REVENUE CATEGORY | 2014 ACTUAL | % of Total | 2015 ACTUAL | % of Total | 2016 ACTUAL | % of Total | 2017 BUDGETED | % of Total |
|---|---|---|---|---|---|---|---|---|
| **REVENUES AND RECEIPTS:** | | | | | | | | |
| Municipal Income Tax | 4,002,571 | 8.91% | 4,233,916 | 9.42% | 4,906,698 | 9.71% | 4,400,000 | 6.89% |
| Property & Ldg. Taxes, Special Assmnts | 602,185 | 1.34% | 607,268 | 1.35% | 585,567 | 1.16% | 543,870 | 0.85% |
| Franchise, State & Intergovernmental | 2,360,118 | 5.25% | 2,692,859 | 5.99% | 2,794,746 | 5.53% | 2,213,910 | 3.46% |
| Charges for Service (Non-Enterprise) | 997,844 | 2.22% | 954,610 | 2.12% | 963,927 | 1.91% | 1,045,450 | 1.64% |
| Court Fines and Forfeitures | 389,737 | 0.87% | 330,135 | 0.73% | 393,480 | 0.78% | 334,100 | 0.52% |
| Interest, Licenses, Misc. & Other | 425,835 | 0.95% | 320,647 | 0.71% | 378,121 | 0.75% | 269,230 | 0.42% |
| | | 19.54% | | 20.34% | | 19.83% | | 13.78% |
| *Total Non-Enterprise Revenues* | *8,778,290* | 19.54% | *9,139,435* | 20.34% | *10,022,539* | 19.83% | *8,806,560* | 13.78% |
| *Charges for Service & Other Revenue (Enterprise Funds) -* | | | | | | | | |
| *Electric* | 16,049,019 | 35.72% | 15,249,994 | 33.95% | 15,738,165 | 31.14% | 15,208,470 | 23.80% |
| *Water* | 3,302,189 | 7.35% | 3,304,751 | 7.36% | 3,252,181 | 6.43% | 3,758,850 | 5.88% |
| *Sewer* | 3,411,715 | 7.59% | 3,842,646 | 8.55% | 4,101,023 | 8.11% | 3,568,140 | 5.58% |
| *Sanitation* | 862,858 | 1.92% | 865,350 | 1.93% | 869,978 | 1.72% | 842,020 | 1.32% |
| | | 52.59% | | 51.78% | | 47.41% | | 36.58% |
| *Total Charges for Services (Enterprise)* | *23,625,781* | 52.59% | *23,262,741* | 51.78% | *23,961,347* | 47.41% | *23,377,480* | 36.58% |
| | | 72.13% | | 72.13% | | 67.24% | | 50.37% |
| **Sub-Total Revenues & Receipts** | **32,404,071** | 72.13% | **32,402,176** | 72.13% | **33,983,886** | 67.24% | **32,184,040** | 50.37% |
| **DEBT SALES & LOAN FUNDS:** | | | | | | | | |
| Note & Bond Sales, Loan Funds | 2,500,000 | 5.56% | 2,519,125 | 5.61% | 3,904,026 | 7.72% | 19,950,000 | 31.22% |
| | | 5.56% | | 5.61% | | 7.72% | | 31.22% |
| **Sub-Total Debt Sales & Loan Receipts** | **2,500,000** | 5.56% | **2,519,125** | 5.61% | **3,904,026** | 7.72% | **19,950,000** | 31.22% |
| **NON-GOVERNMENTAL REVENUES:** | | | | | | | | |
| Reimbursements | 2,214,426 | 4.93% | 2,196,610 | 4.89% | 2,173,124 | 4.30% | 2,750,040 | 4.30% |
| Transfers-In from Funds | 7,808,099 | 17.38% | 7,804,931 | 17.37% | 10,480,046 | 20.74% | 9,015,470 | 14.11% |
| | | 22.31% | | 22.26% | | 25.04% | | 18.41% |
| **Sub-Total Non-Governmental** | **10,022,525** | 22.31% | **10,001,541** | 22.26% | **12,653,170** | 25.04% | **11,765,510** | 18.41% |
| **GRAND TOTAL - REVENUES** | **44,926,596** | 100.00% | **44,922,842** | 100.00% | **50,541,082** | 100.00% | **63,899,550** | 100.00% |

## 2017 REVENUES & RECEIPTS CHART
## Estimated Revenues & Receipts
## Thousands ($63,899)

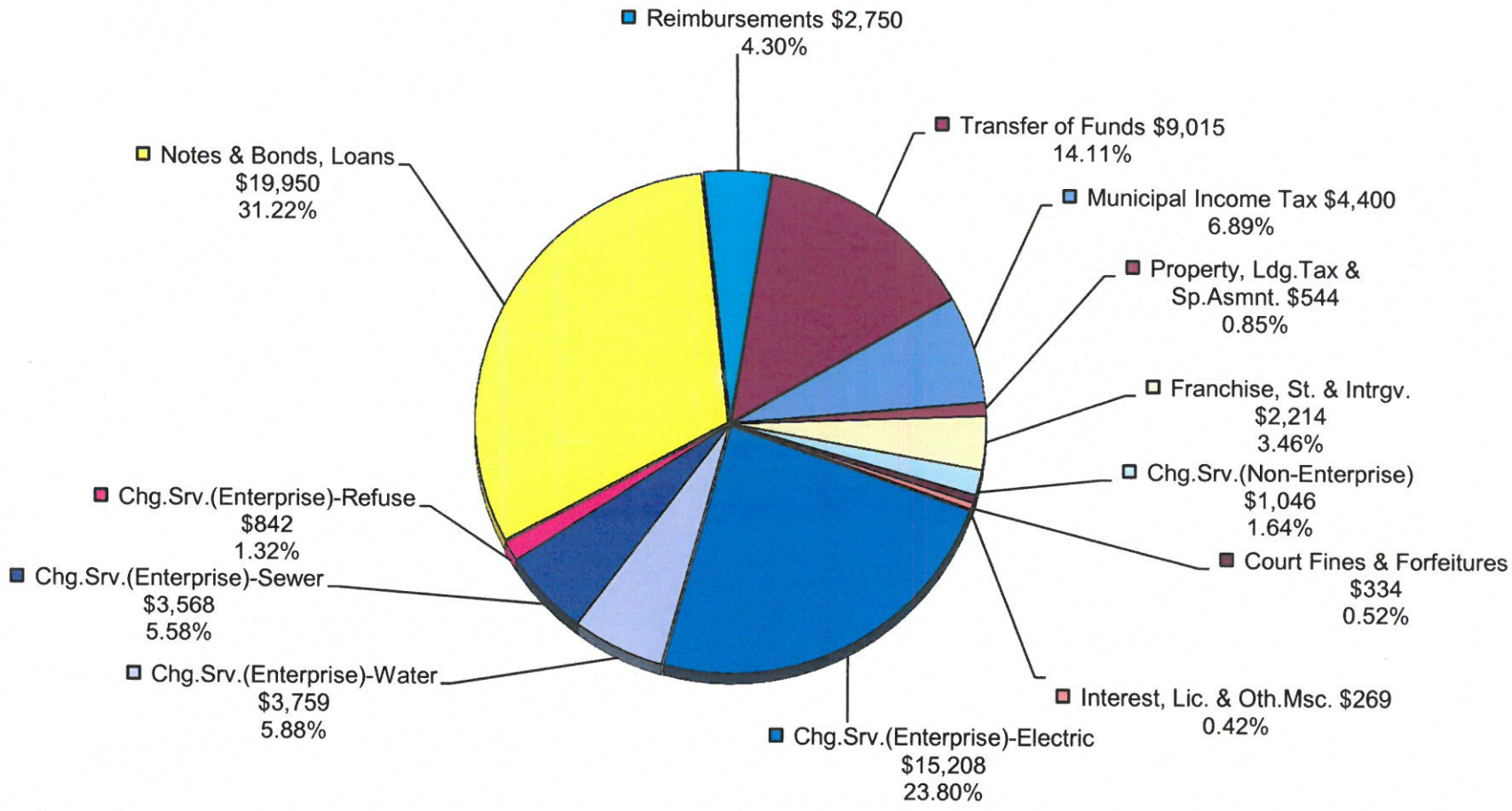

## 2016 REVENUES & RECEIPTS CHART
## Actual Revenues & Receipts
## Thousands ($50,541)

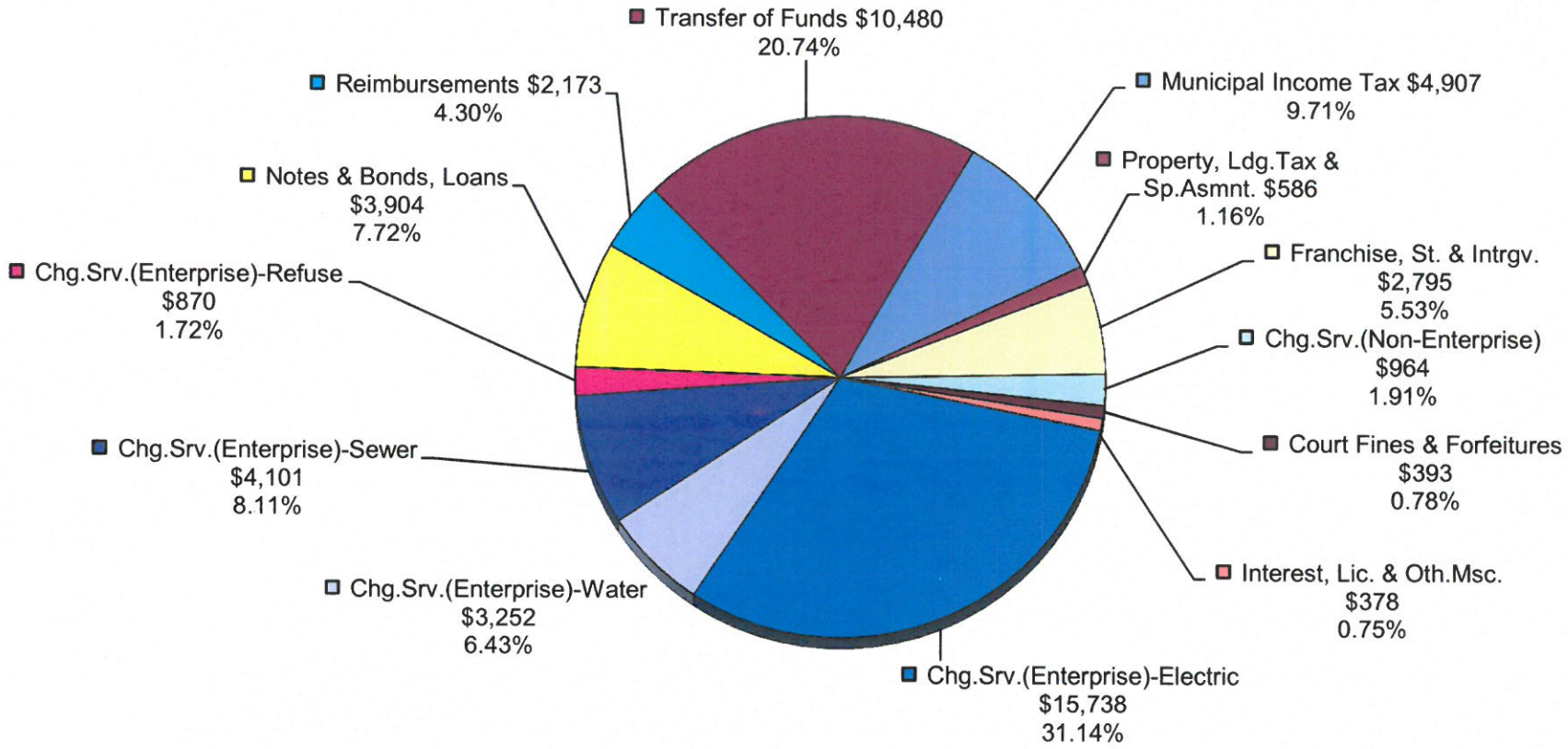

## 2017 "FINAL" APPROPRIATION BUDGET - EXPENDITURE SUMMARY COMPARISON BY CATEGORY

| EXPENDITURE CATEGORY | 2014 ACTUAL | % of Total | 2015 ACTUAL | % of Total | 2016 ACTUAL | % of Total | 2017 BUDGETED | % of Total |
|---|---|---|---|---|---|---|---|---|
| **PERSONAL SERVICES:** | | | | | | | | |
| Salaries and Wages | 6,252,945 | 14.09% | 6,303,228 | 14.19% | 6,448,897 | 13.72% | 6,980,850 | 10.06% |
| Fringe Benefits | 2,238,630 | 5.04% | 2,322,311 | 5.23% | 2,295,299 | 4.88% | 2,833,870 | 4.08% |
| | | *19.13%* | | *19.42%* | | *18.60%* | | *14.14%* |
| **Sub-Total Personal Services** | **8,491,575** | *19.13%* | **8,625,539** | *19.42%* | **8,744,196** | *18.60%* | **9,814,720** | *14.14%* |
| **OTHER:** | | | | | | | | |
| Operating Expenses | 5,367,725 | 12.10% | 4,291,751 | 9.66% | 4,673,482 | 9.94% | 5,813,620 | 8.37% |
| Purchased Power Costs | 12,769,107 | 28.77% | 11,491,151 | 25.87% | 12,258,844 | 26.08% | 13,200,000 | 19.01% |
| Capital Improvement Accounts | 3,286,550 | 7.41% | 5,581,625 | 12.57% | 4,266,033 | 9.08% | 23,033,110 | 33.18% |
| Debt Service-Principal & Interest | 4,441,984 | 10.01% | 4,418,870 | 9.95% | 4,408,553 | 9.38% | 5,794,120 | 8.35% |
| | | *58.28%* | | *58.06%* | | *54.48%* | | *68.91%* |
| **Sub-Total Other** | **25,865,366** | *58.28%* | **25,783,397** | *58.06%* | **25,606,912** | *54.48%* | **47,840,850** | *68.91%* |
| **NON-GOVERNMENTAL EXPENDITURES** | | | | | | | | |
| Reimbursements | 2,214,426 | 4.99% | 2,196,610 | 4.95% | 2,173,124 | 4.62% | 2,750,040 | 3.96% |
| Transfers-Out of Funds | 7,808,099 | 17.59% | 7,804,931 | 17.57% | 10,480,046 | 22.30% | 9,015,470 | 12.99% |
| | | *22.58%* | | *22.52%* | | *26.92%* | | *16.95%* |
| **Sub-Total Non-Governmental** | **10,022,525** | *22.58%* | **10,001,541** | *22.52%* | **12,653,170** | *26.92%* | **11,765,510** | *16.95%* |
| **GRAND TOTAL - EXPENDITURES** | **44,379,466** | 100.00% | **44,410,477** | 100.00% | **47,004,278** | 100.00% | **69,421,080** | 100.00% |

## 2017 EXPENDITURES CHART
## Approved Budget - All Categories
## Thousands ($69,421)

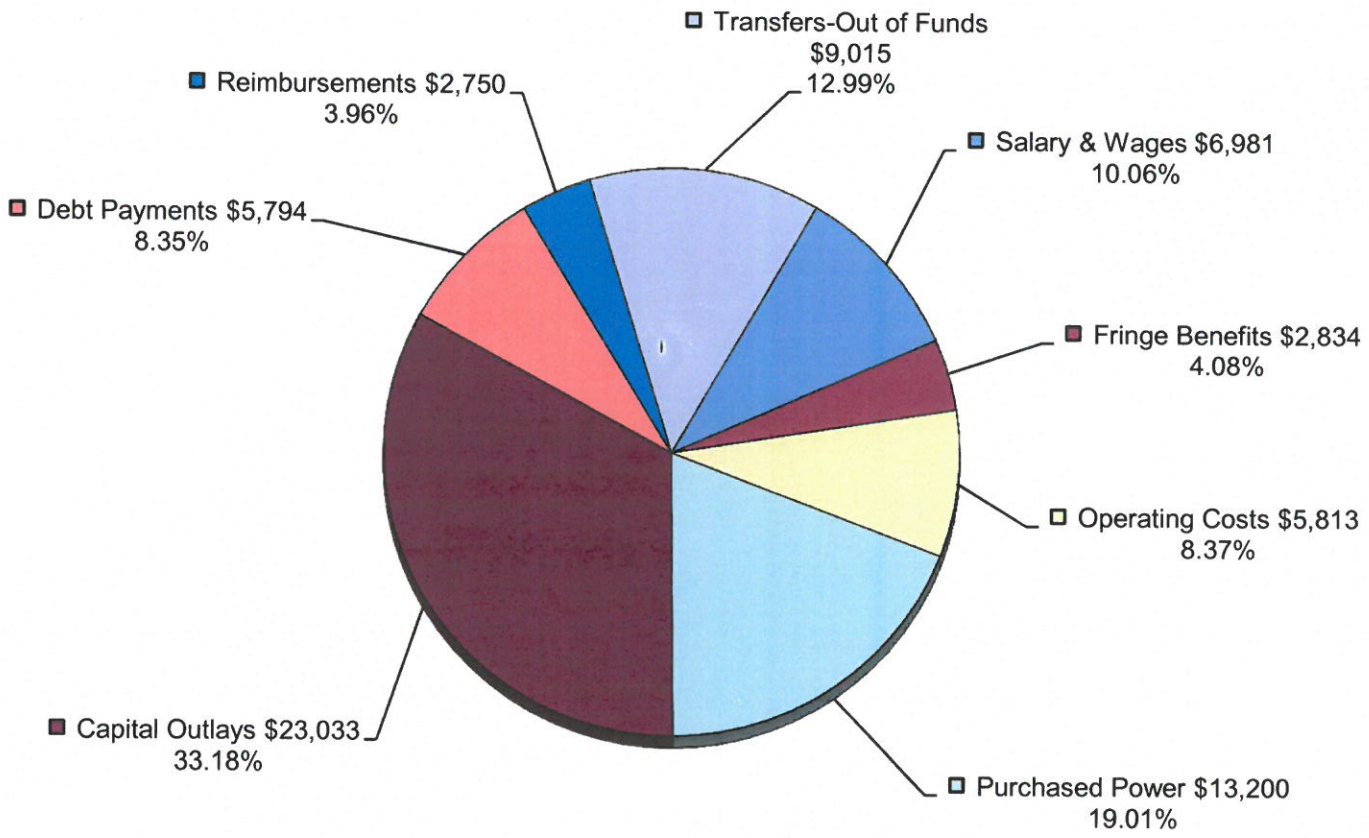

## 2016 EXPENDITURES CHART
## Actual Expenses - All Categories
## Thousands ($47,004)

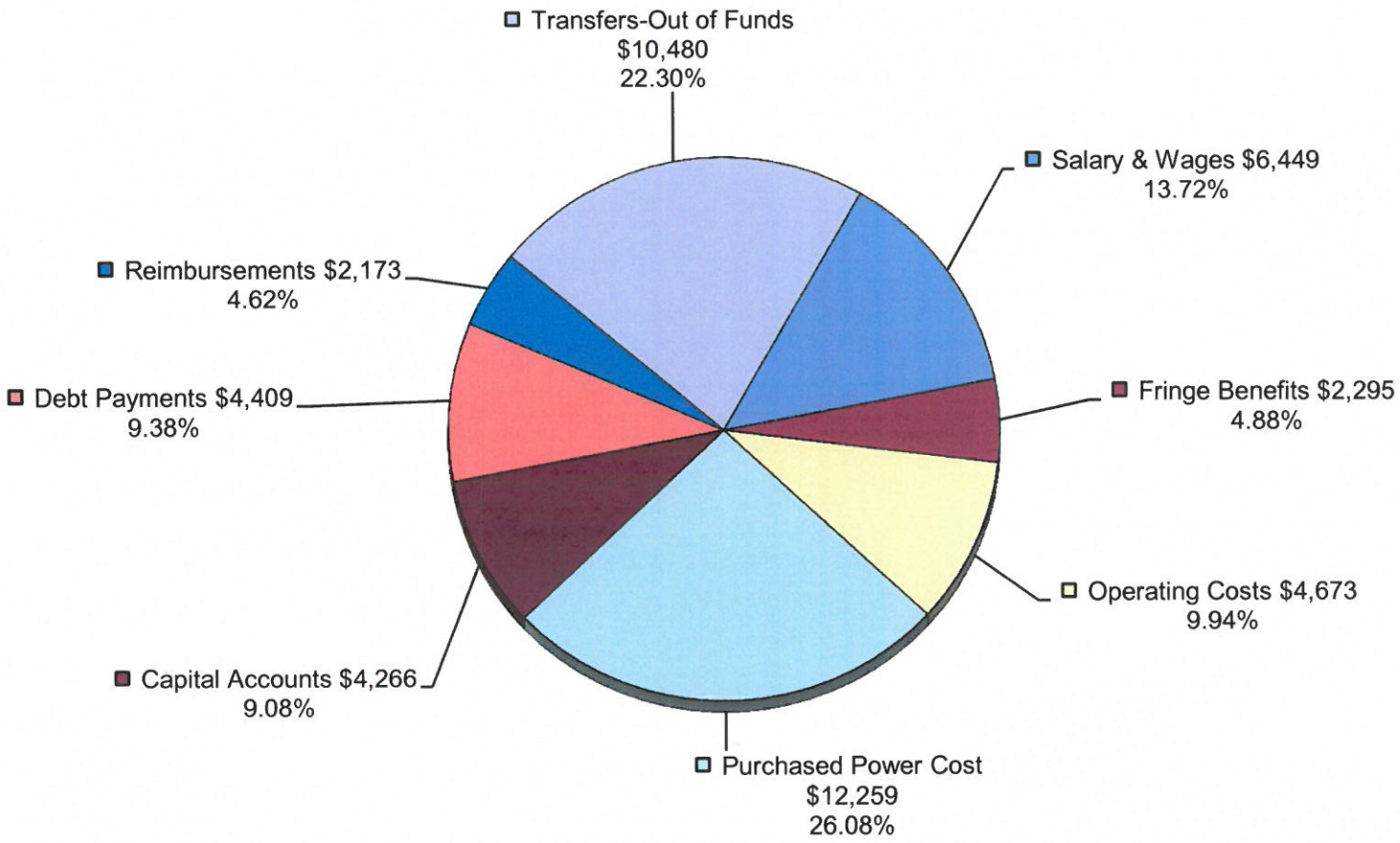

## General Operations & Enterprise Funds
## Revenue to Expense Comparison
(Excludes Debt Service, Reimbursements and Transfers)

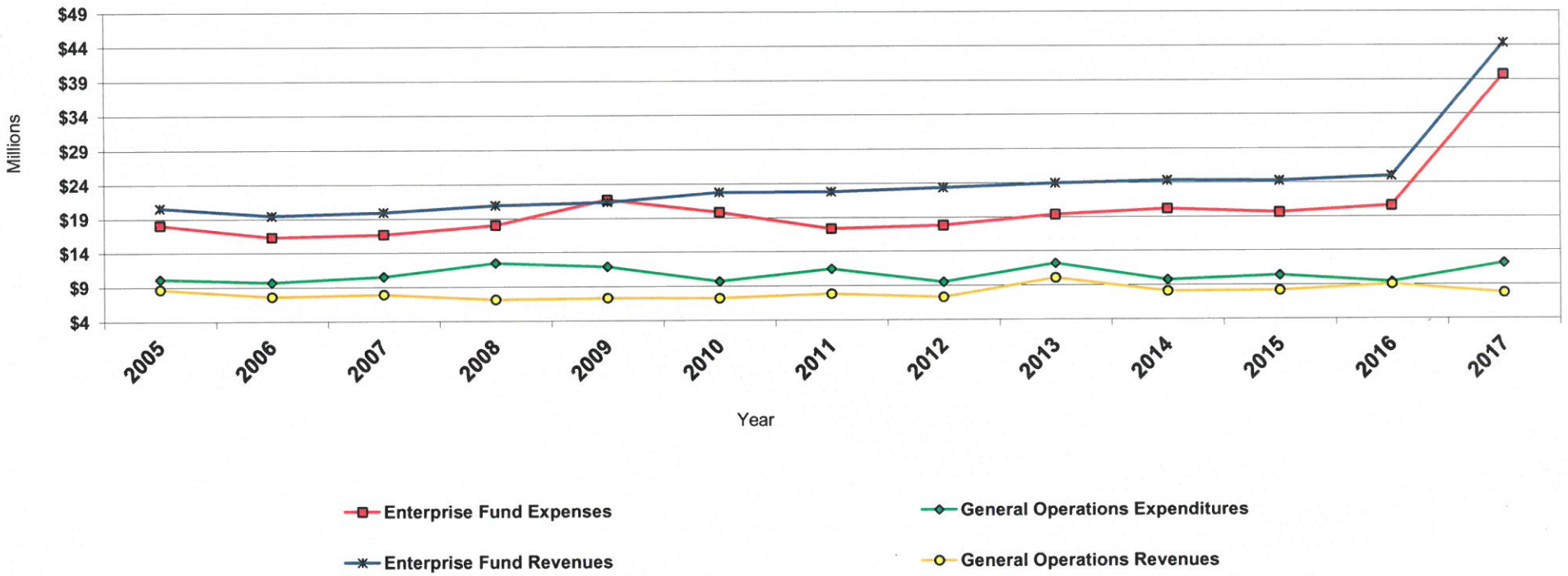

SUMMARY

## 2017 BUDGET ADJUSTMENTS SUMMARY

| =ACCOUNT NUM.#= FUND | DEPT | ACCT | FUND SOURCE, COST CENTER (Dept), CATEGORY ACCOUNT DESCRIPTION | 2017 REQUESTED BUDGET | Adjusted +/- Accounts Council | 2017 NET ACCT BUDGET | 2017 BUDGET ADJUSTMENT DESCRIPTIONS |
|---|---|---|---|---|---|---|---|
| **COUNCIL - ADDITIONAL REQUESTE CONSIDERATION AND ADJUSTMENTS to 2017 REQUESTED BUDGETS:** | | | | | | | |
| | | | **100 GENERAL FUND** | | | | |
| 100. | 1100. | 53350 | Service Fees-Consultation Fees | 0 | *10,000* | 10,000 | Council-Approved Additional Request for Strategic Plan Consultant |
| 100. | 1370. | 52000 | Travel, Training and Education | 700 | *2,000* | | Council-Approved Additional Request for Collective Bargaining Training |
| 100. | 1370. | 52000 | Travel, Training and Education | | *600* | 3,300 | Council-Approved Additional Request for City Wide Staff Training (Training on Sexual Harassment, Hostile Work Environment, etc.) |
| 100. | 1370. | 53350 | Service Fees-Consultation Fees | 0 | *7,100* | 7,100 | Council-Approved Additional Request for Legal Service on Negotiations |
| 100. | 1520. | 51100-51700 | Salary & Fringes | 0 | *0* | 0 | Council-No Action on Additional Request for Salary Inc. to Utility Suprv. |
| 100. | 9900. | 59550 | TR-TO 130 Econ.Dev.Fund | 26,390 | *3,400* | 29,790 | Council-Approved Additional Request for Contract to CIC, inc. Transfer |
| | | | **Total - 100 General Fund** | *27,090* | *23,100* | *50,190* | |
| | | | **130 ECONOMIC DEVELOPMENT FUND** | | | | |
| 130. | 3500. | 53300 | Service Fees-Professional | 34,000 | *3,400* | 37,400 | Council Directed & Approved Additional Request for Contract to CIC |
| | | | **Total - 130 Economic Dev. Fund** | *34,000* | *3,400* | *37,400* | |
| | | | **400 CAPITAL IMPROVEMENT FUND** | | | | |
| 400. | 1100 | 57200 | Buildings & Improvements | 0 | *20,000* | 20,000 | Council-Approved Additional Request for Monument City Entrance Signs |
| 400. | 2100. | 57000 | Machinery and Equipment | 81,500 | *36,500* | 118,000 | Council-Approved Additional Request for Patrol Car Computer Upgrades |
| | | | **Total - 400 Capital Improvement Fund** | *81,500* | *56,500* | *138,000* | |
| | | | **520 SEWER REVENUE FUND** | | | | |
| 520. | 6300. | 51100-51700 | Salary & Fringes | 117,150 | *169,840* | 286,990 | Council-Approved Additional Request two (2) Persons for Succession Plng |
| 520 | 9900 | 59855 | TR-TO 521 Sewer Utility & Imp. Fund | 1,377,600 | *350,000* | 1,727,600 | Council-Approved Addl.Req.for Set-Aside Funding on WWT Plant & Equip. (Plant - $250,000, Equipment - $100,000) |
| | | | **Total - 520 Sewer Revenue Fund** | *1,494,750* | *519,840* | *2,014,590* | |
| | | | **TOTAL ADJUSTMENTS** | 1,637,340 | 602,840 | 2,240,180 | |

TAB

**Debt Listing & Schedule**
**Fund, Project, Year**
**Principal & Interest**

# SCHEDULE OF LISTED DEBT PRINCIPAL - CITY OF NAPOLEON, OHIO - Updated to 11/09/2016

| DATE ISSUED/ FINAL MATURITY DATE | GENERAL DESCRIPTION OF DEBT ISSUED AND PROJECTS FUNDED BY DEBT | MATURIY FINAL YEAR Primary Fund Src. | ORIGINAL ISSUE $ BY ISSUE & PROJECT | CUMULATIVE PRINCIPAL (-) REDUCTIONS & (+)ADDS to 12/31/16 | NET PRINCIPAL BALANCE as of 12/31/2016 | 2017 PRINCIPAL (-) REDUCTIONS (+) ADDITIONS | PROJECTED PRINCIPAL BALANCE as of 12/31/2017 |
|---|---|---|---|---|---|---|---|
| **LONG TERM DEBT LISTING with proposed NEW NOTES or LONG TERM DEBT -** | | | | | | | |
| **General Obligation Bonds:** | | | | | | | |
| 07/29/2004 | GO Capital Facilities Bonds, Series 2004 | 2024 | $1,000,000 | -$495,000 | $505,000 | -$55,000 | $450,000 |
| *12/01/2024* | **Project: > Raw Waterline to Wauseon Reservoir(Cty.Shr.)** | *510 Water* | | | | | |
| 07/28/2005 | Various Purpose Improvment & Refunding Bonds, Series 2005 | 2019 & 2025 | $2,140,000 | -$1,410,000 | $730,000 | -$150,000 | $580,000 |
| | **Projects:** | | | | | | |
| *12/01/2025* | **> Northcrest Drive Rebuild and Paving** | *400 CIP* | *$390,000* | *-$180,000* | *$210,000* | *-$20,000* | *$190,000* |
| *12/01/2025* | **> Melody Lane & SR-424 Re-paving (Cty.Shr.-State Prj.)** | *400 CIP* | *$300,000* | *-$140,000* | *$160,000* | *-$15,000* | *$145,000* |
| *12/01/2019* | **> Water Intake-Issued1994; Refinanced in 2005 (Mat.2019)** | *510 Water* | *$1,450,000* | *-$1,090,000* | *$360,000* | *-$115,000* | *$245,000* |
| 07/20/2010 | Capital Facilities Bonds, Series 2010 | 2025 | $760,000 | -$260,000 | $500,000 | -$50,000 | $450,000 |
| *12/01/2025* | **Project: > New Court Purchase & Renovations** | *278 Crt.Imp.* | | | | | |
| **Enterprise Funds - Revenue Bonds:** | | | | | | | |
| 07/23/2008 | Water System Revenue Bond, Series 2008 | 2028 | $3,505,000 | -$1,080,000 | $2,425,000 | -$160,000 | $2,265,000 |
| *12/01/2028* | **Projects:** | | | | | | |
| | **> MEIX System Only -Water (67.74%)** | *510 Water* | *$2,374,350* | *-$731,611* | *$1,642,739* | *-$108,387* | *$1,534,352* |
| | **> Water Tower and Water Lines -Water (32.26%)** | *510 Water* | *$1,130,650* | *-$348,389* | *$782,261* | *-$51,613* | *$730,648* |
| 07/20/2010 | Water System Revenue Bond, Series 2010 | 2040 | $845,000 | -$90,000 | $755,000 | -$15,000 | $740,000 |
| *12/01/2040* | **Projects:** | | | | | | |
| | **> W.Washington & Avon Imp.Prj.-Water (64%)** | *510 Water* | *$540,800* | *-$57,600* | *$483,200* | *-$9,600* | *$473,600* |
| | **> Woodlawn Ave.Recnst.Prj.-Water (36%)** | *510 Water* | *$304,200* | *-$32,400* | *$271,800* | *-$5,400* | *$266,400* |
| 07/20/2010 | Sewer System Imp. & Refunding Revenue Bonds, Series 2010A | 2040 | $3,850,000 | -$1,760,000 | $2,090,000 | -$290,000 | $1,800,000 |
| *12/01/2040* | **Projects:** | | | | | | |
| | **> 1998 Sewer Refunding "WWT Plant Exp."-Sewer (53%)** | *520 Sewer* | *$2,040,500* | *-$932,800* | *$1,107,700* | *-$153,700* | *$954,000* |
| | **> Woodlawn Ave.Recnst.Prj.-Sewer (47%)** | *520 Sewer* | *$1,809,500* | *-$827,200* | *$982,300* | *-$136,300* | *$846,000* |
| 07/20/2010 | Sewer System Imp.Revenue Bonds, Series 2010B (1), (2) | 2040 | $2,535,000 | -$250,000 | $2,285,000 | -$50,000 | $2,235,000 |
| *12/01/2040* | **Project: > W.Washington & Avon Imp.Prj.-Sewer** | *520 Sewer* | | | | | |
| | **<- Taxable Rates prior to Federal Subsidy Rebate on Interest Payments** | | | | | | |
| | **<- Net Rates after 45% Federal Subsidy Rebate on Interest Payments** | | | | | | |

NOTES: (1) - Taxable Recovery Zone Economic Development Bonds (RZEDB's), with a 45% Federal Subsidy on Interest Payments.
(2) - Net Interest Rate after Federal Subsidy Rebate payments. These payments were reduced due to Federal Sequestration.

# SCHEDULE OF LISTED DEBT PRINCIPAL - CITY OF NAPOLEON, OHIO - Updated to 11/09/2016

| DATE ISSUED/ FINAL MATURITY DATE | GENERAL DESCRIPTION OF DEBT ISSUED AND PROJECTS FUNDED BY DEBT | MATURIY FINAL YEAR Primary Fund Src. | ORIGINAL ISSUE $ BY ISSUE & PROJECT | CUMULATIVE PRINCIPAL (-) REDUCTIONS & (+)ADDS to 12/31/16 | NET PRINCIPAL BALANCE as of 12/31/2016 | 2017 PRINCIPAL (-) REDUCTIONS (+) ADDITIONS | PROJECTED PRINCIPAL BALANCE as of 12/31/2017 |
|---|---|---|---|---|---|---|---|
| 07/24/2012 | Sewer System Imp.Revenue Bonds, Series 2012 (1) | 2042 | $1,100,000 | -$80,000 | $1,020,000 | -$25,000 | $995,000 |
| 12/01/2042 | **Projects:** | | | | | | |
| *(Projected)* | **> Clairmont Ave. Reconstruction Project (24.58%)** | *520 Sewer* | *$270,380* | *-$19,664* | *$250,716* | *-$6,144* | *$244,572* |
| *(New Issue)* | **> Haley I & I Reduction Project (75.42%)** | *520 Sewer* | *$829,620* | *-$60,336* | *$769,284* | *-$18,856* | *$750,428* |
| NOTES: (1) - New Issue in 2012 for Sewer Portion Only of Projects Listed. | | | | | | | |
| **Special Assessments - General Obligation Bonds:** | | | | | | | |
| 10/01/1996 | Front and Jefferson Street Improvements | 2016 | $185,000 | -$185,000 | $0 | $0 | $0 |
| 12/01/2016 | **Project: > Front and Jefferson Street Improvements** | *310 SA Fd.* | | | | | |
| 07/01/1998 | Street Improvement Bonds, Series 1998 | 2018 | $235,000 | -$195,000 | $40,000 | -$20,000 | $20,000 |
| 12/01/2018 | **Projects:** | | | | | | |
| | **> Fair, Tyler and Sycamore Street Improvments** | *310 SA Fd.* | *$78,000* | *-$68,000* | *$10,000* | *-$5,000* | *$5,000* |
| | **> Hobson and Reynolds Street Improvements** | *310 SA Fd.* | *$157,000* | *-$127,000* | *$30,000* | *-$15,000* | *$15,000* |
| 06/15/2000 | Street and Sewer Improvement Bonds, Series 2000 | 2020 | $144,000 | -$101,000 | $43,000 | -$10,000 | $33,000 |
| 12/01/2020 | **Projects:** | | | | | | |
| | **> W. Main, Welsted and Vine Street Improvements** | *310 SA Fd.* | *$29,000* | *-$21,000* | *$8,000* | *-$2,000* | *$6,000* |
| | **> Palmer Ditch Sewer Improvements** | *310 SA Fd.* | *$115,000* | *-$80,000* | *$35,000* | *-$8,000* | *$27,000* |
| **Ohio Public Works Commission (OPWC) Loans:** | | | | | | | |
| 07/01/1998 | OPWC State Issue II Funds - 0% Interest Loans-1998 | 2017 | $247,015 | -$234,664 | $12,351 | -$12,351 | $0 |
| 01/01/2017 | **Project: > Hobson and Reynolds Street Improvements** | *203 MV Fd.* | | | | | |
| 01/16/2008 | OPWC State Issue I Funds - 0% Interest Loans - 2008 | 2029 | $500,000 | -$200,000 | $300,000 | -$25,000 | $275,000 |
| 01/01/2029 | **Project: > Woodlawn Avenue Improvement Project** | *520 Sewer* | | | | | |
| 07/01/2000 | OPWC State Issue II Funds - 0% Interest Loans - 2000 | 2020 | $73,686 | -$62,633 | $11,053 | -$3,684 | $7,369 |
| 01/01/2020 | **Project: > Railroad St. Sewer Separation Project** | *520 Sewer* | | | | | |
| **Ohio Water & Sewer Rotary Commission (OWSRC) Deferred Loans - Sewer Loans:** | | | | | | | |
| 06/15/2000 | OWSRC Rotary Sewer Loan - 2000 | 2012 | $81,457 | -$33,397 | $48,060 | $0 | $48,060 |
| 01/01/2012 | **Project: > Palmer Ditch Sewer Improvments (1)** | *310 SA Fd.* | | | | | |
| | Deferred Assessment Ag-District for 5 Years, renewed in 2012. | *520 Sewer* | | | | | |
| NOTES: (1) - Principal Balance Due in 2017, unless AG District Renewed. Potential for Payoff or Rolling to an Assessment by 2017. | | | | | | | |

# SCHEDULE OF LISTED DEBT PRINCIPAL - CITY OF NAPOLEON, OHIO - Updated to 11/09/2016

| DATE ISSUED/ *FINAL MATURITY DATE* | GENERAL DESCRIPTION OF DEBT ISSUED AND PROJECTS FUNDED BY DEBT | MATURIY FINAL YEAR *Primary Fund Src.* | ORIGINAL ISSUE $ BY ISSUE & PROJECT | CUMULATIVE PRINCIPAL (-) REDUCTIONS & (+)ADDS to 12/31/16 | NET PRINCIPAL BALANCE as of 12/31/2016 | 2017 PRINCIPAL (-) REDUCTIONS (+) ADDITIONS | PROJECTED PRINCIPAL BALANCE as of 12/31/2017 |
|---|---|---|---|---|---|---|---|
| 07/28/2005 | OWSRC Rotary Sewer Loan - 2005 | 2012 | $419,563 | -$244,327 | $175,236 | $0 | $175,236 |
| *01/01/2012* | **Project: > North Pointe Sewer Infrastructure Imps. (1)** | *310 SA Fd.* | | | | | |
| | Deferred Assessment Ag-District for 5 Years, renewed in 2012. | *520 Sewer* | | | | | |
| NOTES: (1) - Principal Balance Due in 2017, unless AG District Renewed. Potential for Payoff or Rolling to an Assessment by 2017. | | | | | | | |
| **Ohio Water & Sewer Rotary Commission (OWSRC) Deferred Loans - Water Loans:** | | | | | | | |
| 07/28/2005 | OWSRC Rotary Water Loan - 2005 | 2012 | $158,166 | -$94,627 | $63,539 | $0 | $63,539 |
| *01/01/2012* | **Project: > North Pointe Water Infrastructure Imps. (1)** | *310 SA Fd.* | | | | | |
| | Deferred Assessment Ag-District for 5 Years, renewed in 2012. | *510 Water* | | | | | |
| NOTES: (1) - Principal Balance Due in 2017, unless AG District Renewed. Potential for Payoff or Rolling to an Assessment by 2017. | | | | | | | |
| **Water Pollution Control Loan Fund (WPCLF) Loans:** | | | | | | | |
| 10/30/2008 | Water Pollution Control Loan Fund (WPCLF) - 2008 (1,2) | 2030 | $7,644,894 | -$2,135,565 | $5,509,329 | -$368,519 | $5,140,810 |
| *12/01/2030* | **Project: > EQ Basin Storm Water Retention Project** | *520 Sewer* | | | | | |
| NOTES: (1) - Loan Applied for $300,000 for Design, final Approved Amount of $51,999 was Rolled Into 20 Year Loan, See Note 2. Planning Costs for $75,000 were paid directly from City Funds. | | | | | | | |
| (2) - Loan Applied for $8,376,900 for Construction, Net Loan Amount Approved $8,002,845 includes Designed Loan, See Note 1, approval received 10/30/2008. Final Disbursed Loan Amoun | | | | | | | |
| **Ohio Water Development Authority (OWDA) - Water Loans:** | | | | | | | |
| 07/01/1992 | OWDA Water Infrastr.Prj.Debt-1992 (Issued/Malinta) | 2016 | $457,026 | -$457,026 | $0 | $0 | $0 |
| *07/01/2016* | **Project: > Malinta Waterline Project (1,2)** | *510 Water* | | | | | |
| NOTES: (1) - OWDA Debt issued to the Village of Malinta, Ohio, payments listed are the City's Contracted Share of the project, payments made directly to Malinta, Ohio. | | | | | | | |
| (2) - Rate Reduced in 2003 by OWDA to 7.0%. | | | | | | | |
| 07/28/2005 | OWDA Water Infrastr.Prj.Debt-2005 (Assessed Prj.) (1) | 2025 | $299,594 | -$139,563 | $160,031 | -$15,846 | $144,185 |
| *07/01/2025* | **Project: > North Pointe Water Infrastr.Project** | *510 Water* | | | | | |
| NOTES: (1) - OWDA Debt issued to the City, project partially Assessed. | | | | | | | |
| **Ohio Water Development Authority (OWDA) - Sewer Loans:** | | | | | | | |
| 07/28/2005 | OWDA Sewer Infrastr.Prj. Debt-2005 (Assessed Prj.) (1) | 2025 | $1,415,401 | -$659,356 | $756,045 | -$74,865 | $681,180 |
| *07/01/2025* | **Projects:** | *523 SA-OWDA* | | | | | |
| | **> North Pointe Sewer Infrastructure Projects (57.60%)** | *520 Sewer* | *$815,401* | *-$374,203* | *$441,198* | *-$43,122* | *$398,076* |
| | **> E. Maumee Sanitary Sewer & Pump Station Prj. (42.40%)** | *520 Sewer* | *$600,000* | *-$285,153* | *$314,847* | *-$31,743* | *$283,104* |
| NOTES: (1) - OWDA Debt issued to the City, project partially Assessed. | | | | | | | |
| **** TOTAL - LONG TERM DEBT - BALANCES ON ALL OUTSTANDING DEBT ->*** | | | ***$27,595,802*** | ***-$10,167,158*** | ***$17,428,644*** | ***-$1,325,265*** | ***$16,103,379*** |
| | | *Verification Total ->* | *$27,595,802* | *-$10,167,158* | *$17,428,644* | *-$1,325,265* | *$16,103,379* |

# SCHEDULE OF LISTED DEBT PRINCIPAL - CITY OF NAPOLEON, OHIO - Updated to 11/09/2016

| DATE ISSUED/ FINAL MATURITY DATE | GENERAL DESCRIPTION OF DEBT ISSUED AND PROJECTS FUNDED BY DEBT | MATURIY FINAL YEAR Primary Fund Src. | ORIGINAL ISSUE $ BY ISSUE & PROJECT | CUMULATIVE PRINCIPAL (-) REDUCTIONS & (+)ADDS to 12/31/16 | NET PRINCIPAL BALANCE as of 12/31/2016 | 2017 PRINCIPAL (-) REDUCTIONS (+) ADDITIONS | PROJECTED PRINCIPAL BALANCE as of 12/31/2017 |
|---|---|---|---|---|---|---|---|
| **SHORT TERM DEBT LISTING and/or PROPOSED NEW SHORT TERM DEBT - Current General Obligation (GO) Notes - (Current 2016 and Proposed 2017):** | | | | | | | |
| ***2015 Issue*** | ***GO Notes - Issued in 2015, Notes Rolled to 2016*** | | | | | | |
| 03/04/2015 | Rebuild Water Plant Capital Facilities Notes, Series 2015 | 2016 | $2,500,000 | -$2,500,000 | $0 | $0 | $0 |
| *Maturity* | ***Projects Funded:*** | | | | | | |
| *03/03/2016* | **> Rebuild Water Plant Build Prj.-Design (519 Project Fd.)** | *510 Water* | *$2,500,000* | *-$2,500,000* | *$0* | *$0* | *$0* |
| ***2016 Issue*** | ***GO Notes - Issued in 2016, Notes Projected to Roll into DEFA WSRLA Funding in 2017*** | | | | | | |
| 03/02/2016 | Rebuild Water Plant Capital Facilities Notes, Series 2016 | 2017 | $0 | $2,500,000 | $2,500,000 | -$2,500,000 | $0 |
| *Maturity* | ***Projects Funded:*** | | | | | | |
| *03/02/2017* | **> Rebuild Water Plant Build Prj.-Design (519 Project Fd.)** | *510 Water* | *$0* | *$2,500,000* | *$2,500,000* | *-$2,500,000* | *$0* |
| ***2016 Issue*** | ***Additional GO Notes - Issued in 2016, Notes Projected to Roll into DEFA WSRLA Funding in 2017*** | | | | | | |
| 10/13/2016 | Rebuild Water Plant Capital Facilities Notes, Series 2016B | 2017 | $0 | $1,400,000 | $1,400,000 | -$1,400,000 | $0 |
| *Maturity* | ***Projects Funded:*** | | | | | | |
| *03/02/2017* | **> Rebuild Water Plant Build Prj.-Const.(519 Project Fd.)** | *510 Water* | *$0* | *$1,400,000* | *$1,400,000* | *-$1,400,000* | *$0* |
| ***2017 Issue*** | ***Potential DEFA WSRLA Funding - Issued in 2017 at $17,050,000*** | | | | | | |
| 01/01/2017 | Rebuild Water Plant-DEFA WSRLA EPA FUNDING 2018 | 2017 | $0 | $0 | $0 | $17,050,000 | $17,050,000 |
| *Est.Maturity* | ***Projects Funded: (Issue Includes $3,900,000 of Notes)*** | | | | | | |
| *10/01/2048* | **> Rebuild Water Plant Build Prj.-Const. (519 Project Fd.)** | *510 Water* | *$0* | *$0* | *$0* | *$17,050,000* | *$17,050,000* |
| | ***** TOTAL - SHORT TERM DEBT - CURRENT AND PROPOSED DEBT ->*** | | ***$2,500,000*** | ***$1,400,000*** | ***$3,900,000*** | ***$13,150,000*** | ***$17,050,000*** |
| | *Verification Total ->* | | $2,500,000 | $1,400,000 | $3,900,000 | $13,150,000 | $17,050,000 |
| | ****** GRAND TOTAL - BALANCE ON ALL ISSUED AND "NEW" PROPOSED DEBT ->*** | | ***$30,095,802*** | ***-$8,767,158*** | ***$21,328,644*** | ***$11,824,735*** | ***$33,153,379*** |
| | *Verification Total ->* | | $30,095,802 | -$8,767,158 | $21,328,644 | $11,824,735 | $33,153,379 |

SPECIAL NOTE: SCHEDULE OF DEBT - DOES NOT list the following Long Term Obligations for the City -
1- DOES NOT list the AMP-Ohio Joint Venture's Debt (JV-2, JV-5 & JV-6), and take-or-pay contracts, paid through Purchased Power Cost contract billings.
2- DOES NOT list the Compensated Absences or Pension Liabilities reported in the CAFR under long-term debt.

## CITY OF NAPOLEON, OHIO - 2016 ACTUAL & (2017 to 2048) PROJECTED - DEBT AMORTIZATION SCHEDULE by FUND (Revised 11/09/2016)

| Funding Type / Project ID No. | Listing by Funding Source Order: (Fund) Number & Name / Description of Bond | Original Issue Date/ Principal $ Cnty.Asmt.Cd. | Current Debt Issue Date/ Net Issue $ Day Basis | Coupon Int.% Int.$-Int.Prm.$ Net Int.$ & % Maturity Date | | Prior Budget Year 2016 | Current Budget Year 2017 | Projected Budget Year 2018 | Projected Budget Year 2019 | Projected Budget Year 2020 | Projected Budget Year 2021 | Projected Budget Year 2022 | Projected Budget Year 2023 | Projected Budget Year 2024 | Projected Budget Year 2025 |
|---|---|---|---|---|---|---|---|---|---|---|---|---|---|---|---|
| | **(278) Court Special Projects Fund** | | | | | | | | | | | | | | |
| GO | New Court Purchase & Renovations | 07/20/2010 | Variable | 2.0000% | B | $545,000 | $500,000 | $450,000 | $400,000 | $350,000 | $295,000 | $240,000 | $185,000 | $125,000 | $65,000 |
| BONDS | General Obligation Bond | $760,000 | Interest Rate | 4.0000% | P-B | $45,000 | $50,000 | $50,000 | $50,000 | $55,000 | $55,000 | $55,000 | $60,000 | $60,000 | $65,000 |
| | Capital Facilities Bonds, Series 2010 | | Incldes.Discnt. | 06/01/20xx | I-B | $10,363 | $9,688 | $8,875 | $8,000 | $7,000 | $5,900 | $4,800 | $3,700 | $2,500 | $1,300 |
| | - Final Payment in 2025 | | & Issue Cost | 12/01/20xx | I-B | $10,363 | $9,688 | $8,875 | $8,000 | $7,000 | $5,900 | $4,800 | $3,700 | $2,500 | $1,300 |
| | *Funded from 278 Court Imp.Fund by Fines & Costs.* | | Maturity Date-> | ***12/01/2025*** | R-C | *3.0000%* | *3.2500%* | *3.5000%* | *4.0000%* | *4.0000%* | *4.0000%* | *4.0000%* | *4.0000%* | *4.0000%* | *4.0000%* |
| | *Variations in Interest Payments and Rate % due to rounding.* | | | | R-N | *3.8029%* | *3.8752%* | *3.9444%* | *4.0000%* | *4.0000%* | *4.0000%* | *4.0000%* | *4.0000%* | *4.0000%* | *4.0000%* |
| | **Sub-Total (278) Court Special Projects Fund** | | | | | | | | | | | | | | |
| | **Debt Principal Balance - 01/01/20xx** | | | | B | **$545,000** | **$500,000** | **$450,000** | **$400,000** | **$350,000** | **$295,000** | **$240,000** | **$185,000** | **$125,000** | **$65,000** |
| | **Principal - 278.1800.58000 Principal Payment - GO Bonds** | | | | P-B | **$45,000** | **$50,000** | **$50,000** | **$50,000** | **$55,000** | **$55,000** | **$55,000** | **$60,000** | **$60,000** | **$65,000** |
| | **Interest - 278.1800.58500 Interest Payment - GO Bonds** | | | | I-B | **$20,726** | **$19,376** | **$17,750** | **$16,000** | **$14,000** | **$11,800** | **$9,600** | **$7,400** | **$5,000** | **$2,600** |
| | **Total - Principal & Interest** | | | | T | **$65,726** | **$69,376** | **$67,750** | **$66,000** | **$69,000** | **$66,800** | **$64,600** | **$67,400** | **$65,000** | **$67,600** |
| | **(300) General Bond Retirement Fund** | | | | | | | | | | | | | | |
| | **(519) Water Plant Ren.&Imp.Prj.Fund** | 03/02/2016 | NOTES | NOTES | | | | | | | | | | | |
| GO | Water Plant "Rebuild" Capital Project | $2,500,000 | **03/02/2016** | 1.0000% | B | $0 | $0 | $0 | $0 | $0 | $0 | $0 | $0 | $0 | $0 |
| NOTES | Capital Facilities Notes-DESIGN, Series 2016 -> | | **$2,500,000** | $25,000.00 | P-N | $0 | $0 | $0 | $0 | $0 | $0 | $0 | $0 | $0 | $0 |
| | | | ***Less Premium->*** | *-$3,550.00* | I-N | $19,125 | $3,550 | $0 | $0 | $0 | $0 | $0 | $0 | $0 | $0 |
| | *New Amount Issued 2013, Rolled from 2014 to 2018.* | | *Net Interest->* | $21,450.00 | P-B | $0 | $0 | $0 | $0 | $0 | $0 | $0 | $0 | $0 | $0 |
| | ***Projected Water Plant Re-build 2016 to 2018.*** | | Note Maturity-> | ***03/02/2017*** | I-B | $0 | $0 | $0 | $0 | $0 | $0 | $0 | $0 | $0 | $0 |
| | ***Funded from 510 Water Revenues.*** | | 360 | | R-C | *0.0000%* | *0.8580%* | *0.0000%* | *0.0000%* | *0.0000%* | *0.0000%* | *0.0000%* | *0.0000%* | *0.0000%* | *0.0000%* |
| | ***(Full Projected Funding for Plant Rebuild in 2017)*** | | | | | | | | | | | | | | |
| | **(519) Water Plant Ren.&Imp.Prj.Fund** | 09/29/2016 | NOTES | NOTES | | | | | | | | | | | |
| GO | Water Plant "Rebuild" Capital Project | $1,400,000 | **09/29/2016** | 1.5000% | B | $0 | $0 | $0 | $0 | $0 | $0 | $0 | $0 | $0 | $0 |
| NOTES | Capital Facilities Notes, Series 2016B-> Raw Wt.-UV | | **$1,400,000** | $8,925.00 | P-N | $0 | $0 | $0 | $0 | $0 | $0 | $0 | $0 | $0 | $0 |
| | | | ***Less Premium->*** | *-$476.00* | I-N | $0 | $476 | $0 | $0 | $0 | $0 | $0 | $0 | $0 | $0 |
| | *New Amount Issued in 2016, Rolled in 2017.* | | *Net Interest->* | $8,449.00 | P-B | $0 | $0 | $0 | $0 | $0 | $0 | $0 | $0 | $0 | $0 |
| | ***Water Plant Raw Water UV Build, 2016 & 2017.*** | | Note Maturity-> | ***03/02/2017*** | I-B | $0 | $0 | $0 | $0 | $0 | $0 | $0 | $0 | $0 | $0 |
| | ***Funded from 510 Water Revenues.*** | | 360 | | R-C | *0.0000%* | *0.0000%* | *0.0000%* | *0.0000%* | *0.0000%* | *0.0000%* | *0.0000%* | *0.0000%* | *0.0000%* | *0.0000%* |
| | ***(Full Projected Funding for Plant Rebuild in 2017)*** | | | | | | | | | | | | | | |
| GO | Northcrest Drive Rebuild Street Bonds | 07/28/2005 | Variable | 3.0000% | B | $230,000 | $210,000 | $190,000 | $170,000 | $150,000 | $130,000 | $105,000 | $80,000 | $55,000 | $30,000 |
| BONDS | General Obligation Bond | $390,000 | Interest Rate | 5.0000% | P-B | $20,000 | $20,000 | $20,000 | $20,000 | $20,000 | $25,000 | $25,000 | $25,000 | $25,000 | $30,000 |
| | Various Purpose Imp.&Refunding Bonds, Ser. 2005 | | Incld.Discnt. | 06/01/20xx | I-B | $5,750 | $5,250 | $4,750 | $4,250 | $3,750 | $3,250 | $2,625 | $2,000 | $1,375 | $750 |
| | - Final Payment in 2025 | | & Issue Cost | 12/01/20xx | I-B | $5,750 | $5,250 | $4,750 | $4,250 | $3,750 | $3,250 | $2,625 | $2,000 | $1,375 | $750 |
| | ***Funded from the 400 CIP Fund.*** | | Maturity Date-> | ***12/01/2025*** | R-C | *5.0000%* | *5.0000%* | *5.0000%* | *5.0000%* | *5.0000%* | *5.0000%* | *5.0000%* | *5.0000%* | *5.0000%* | *5.0000%* |
| | ***Variations in Interest Payments and Rate % due to rounding.*** | | | | R-N | *5.0000%* | *5.0000%* | *5.0000%* | *5.0000%* | *5.0000%* | *5.0000%* | *5.0000%* | *5.0000%* | *5.0000%* | *5.0000%* |
| GO | Melody Ln.& SR424 Street Projects | 07/28/2005 | Variable | 3.0000% | B | $175,000 | $160,000 | $145,000 | $130,000 | $115,000 | $100,000 | $80,000 | $60,000 | $40,000 | $20,000 |
| BONDS | General Obligation Bond | $300,000 | Interest Rate | 5.0000% | P-B | $15,000 | $15,000 | $15,000 | $15,000 | $15,000 | $20,000 | $20,000 | $20,000 | $20,000 | $20,000 |
| | Various Purpose Imp.&Refunding Bonds, Ser. 2005 | | Inc.Discnt.Prm | 06/01/20xx | I-B | $4,375 | $4,000 | $3,625 | $3,250 | $2,875 | $2,500 | $2,000 | $1,500 | $1,000 | $500 |
| | - Final Payment in 2025 | | & Issue Cost | 12/01/20xx | I-B | $4,375 | $4,000 | $3,625 | $3,250 | $2,875 | $2,500 | $2,000 | $1,500 | $1,000 | $500 |
| | ***Funded from the 400 CIP Fund.*** | | Maturity Date-> | ***12/01/2025*** | R-C | *5.0000%* | *5.0000%* | *5.0000%* | *5.0000%* | *5.0000%* | *5.0000%* | *5.0000%* | *5.0000%* | *5.0000%* | *5.0000%* |
| | ***Variations in Interest Payments and Rate % due to rounding.*** | | | | R-N | *5.0000%* | *5.0000%* | *5.0000%* | *5.0000%* | *5.0000%* | *5.0000%* | *5.0000%* | *5.0000%* | *5.0000%* | *5.0000%* |
| | **Sub-Total (300) General Bond Retirement** | | | | | | | | | | | | | | |
| | **Beginning Balance** | | | | B | **$405,000** | **$370,000** | **$335,000** | **$300,000** | **$265,000** | **$230,000** | **$185,000** | **$140,000** | **$95,000** | **$50,000** |
| | **Principal - 300.8100.58000 Principal Payment - GO Bonds** | | | | P-B | **$35,000** | **$35,000** | **$35,000** | **$35,000** | **$35,000** | **$45,000** | **$45,000** | **$45,000** | **$45,000** | **$50,000** |
| | **Interest - 300.8100.58500 Interest Payment - GO Bonds** | | | | I-B | **$20,250** | **$18,500** | **$16,750** | **$15,000** | **$13,250** | **$11,500** | **$9,250** | **$7,000** | **$4,750** | **$2,500** |
| | **Interest - 300.8100.58600 Interest Payments - GO Notes** | | | | I-N | **$19,125** | **$4,026** | **$0** | **$0** | **$0** | **$0** | **$0** | **$0** | **$0** | **$0** |
| | **Total - Principal & Interest** | | | | T | **$74,375** | **$57,526** | **$51,750** | **$50,000** | **$48,250** | **$56,500** | **$54,250** | **$52,000** | **$49,750** | **$52,500** |

## CITY OF NAPOLEON, OHIO - 2016 ACTUAL & (2017 to 2048) PROJECTED - DEBT AMORTIZATION SCHEDULE by FUND (Revised 11/09/2016)

| Funding Type / Project ID No. | Listing by Funding Source Order: (Fund) Number & Name / Description of Bond | Original Issue Date/ Principal $ / Cnty.Asmt.Cd. | Current Debt Issue Date/ Net Issue $ / Day Basis | Coupon Int.% / Int.$-Int.Prm.$ / Net Int.$ & % / Maturity Date | | Prior Budget Year 2016 | Current Budget Year 2017 | Projected Budget Year 2018 | Projected Budget Year 2019 | Projected Budget Year 2020 | Projected Budget Year 2021 | Projected Budget Year 2022 | Projected Budget Year 2023 | Projected Budget Year 2024 | Projected Budget Year 2025 |
|---|---|---|---|---|---|---|---|---|---|---|---|---|---|---|---|
| | **(310) Special Assess. Bond Retirement Fund** | | | | | | | | | | | | | | |
| SA-GO | | 10/01/1996 | Fixed | 5.90% | B | $15,000 | $0 | $0 | $0 | $0 | $0 | $0 | $0 | $0 | $0 |
| BONDS | Front & Jefferson Street Imps. | $185,000 | Interest Rate | | P-B | $15,000 | $0 | $0 | $0 | $0 | $0 | $0 | $0 | $0 | $0 |
| | Front & Jefferson St. Imps. SA Bnds, Series 1996 | | | 06/01/20xx | I-B | $443 | $0 | $0 | $0 | $0 | $0 | $0 | $0 | $0 | $0 |
| | - Final Payment in 2016 | 1995 Project | | 12/01/20xx | I-B | $442 | $0 | $0 | $0 | $0 | $0 | $0 | $0 | $0 | $0 |
| | *Prop.Owner Assmnt., No Net City Share.* | 203 | Maturity Date-> | ***12/01/2016*** | R-C | *5.9000%* | *0.0000%* | *0.0000%* | *0.0000%* | *0.0000%* | *0.0000%* | *0.0000%* | *0.0000%* | *0.0000%* | *0.0000%* |
| | *Variations in Interest Payments and Rate % due to rounding.* | | | | R-N | *5.9000%* | *0.0000%* | *0.0000%* | *0.0000%* | *0.0000%* | *0.0000%* | *0.0000%* | *0.0000%* | *0.0000%* | *0.0000%* |
| SA-GO | | 07/01/1998 | Variable | 4.50% - | B | $15,000 | $10,000 | $5,000 | $0 | $0 | $0 | $0 | $0 | $0 | $0 |
| BONDS | Fair, Tyler, Sycamore Street Imps. | $78,000 | Interest Rate | 5.125% | P-B | $5,000 | $5,000 | $5,000 | $0 | $0 | $0 | $0 | $0 | $0 | $0 |
| | Street Improvement (SA) Bonds, Series 1998 | | | 06/01/20xx | I-B | $385 | $257 | $129 | $0 | $0 | $0 | $0 | $0 | $0 | $0 |
| | - Final Payment in 2018 | 1997 Project | | 12/01/20xx | I-B | $384 | $256 | $128 | $0 | $0 | $0 | $0 | $0 | $0 | $0 |
| | *Prop.Owner Assmnt., No Net City Share.* | 204 | Maturity Date-> | ***12/01/2018*** | R-C | *5.1250%* | *5.1250%* | *5.1250%* | *0.0000%* | *0.0000%* | *0.0000%* | *0.0000%* | *0.0000%* | *0.0000%* | *0.0000%* |
| | *Variations in Interest Payments and Rate % due to rounding.* | | | | R-N | *5.1267%* | *5.1300%* | *5.1400%* | *0.0000%* | *0.0000%* | *0.0000%* | *0.0000%* | *0.0000%* | *0.0000%* | *0.0000%* |
| SA-GO | | 07/01/1998 | Variable | 4.50% - | B | $40,000 | $30,000 | $15,000 | $0 | $0 | $0 | $0 | $0 | $0 | $0 |
| BONDS | Hobson & Reynolds Street Imps. | $157,000 | Interest Rate | 5.125% | P-B | $10,000 | $15,000 | $15,000 | $0 | $0 | $0 | $0 | $0 | $0 | $0 |
| | Street Improvement (SA) Bonds, Series 1998 | | | 06/01/20xx | I-B | $1,025 | $769 | $385 | $0 | $0 | $0 | $0 | $0 | $0 | $0 |
| | - Final Payment in 2018 | 1997 Project | | 12/01/20xx | I-B | $1,025 | $769 | $384 | $0 | $0 | $0 | $0 | $0 | $0 | $0 |
| | *Prop.Owner Assmnt., No Net City Share.* | 205 | Maturity Date-> | ***12/01/2018*** | R-C | *5.1250%* | *5.1250%* | *5.1250%* | *0.0000%* | *0.0000%* | *0.0000%* | *0.0000%* | *0.0000%* | *0.0000%* | *0.0000%* |
| | *Variations in Interest Payments and Rate % due to rounding.* | | | | R-N | *5.1250%* | *5.1267%* | *5.1267%* | *0.0000%* | *0.0000%* | *0.0000%* | *0.0000%* | *0.0000%* | *0.0000%* | *0.0000%* |
| OPWC | OPWC State Issue II Loan - 0% | 07/01/1998 | OPWC | 0.00% | B | $24,702 | $12,351 | $0 | $0 | $0 | $0 | $0 | $0 | $0 | $0 |
| St.Is.II | Hobson & Reynolds St.Imps.OPWC | $247,015 | Issue II Loan | 07/01/20xx | P-B | $6,176 | $6,176 | $0 | $0 | $0 | $0 | $0 | $0 | $0 | $0 |
| | - Final Payment in 2017 | | 1997 Project | 01/01/20xx | P-B | $6,175 | $6,175 | $0 | $0 | $0 | $0 | $0 | $0 | $0 | $0 |
| | *Net City Share of Assessed Project,* | 205 | Maturity Date-> | ***12/01/2017*** | R-C | *0.0000%* | *0.0000%* | *0.0000%* | *0.0000%* | *0.0000%* | *0.0000%* | *0.0000%* | *0.0000%* | *0.0000%* | *0.0000%* |
| | *0% Interest Loan State, Funded by 203 MV Lic.Fund.* | | | | | | | | | | | | | | |
| SA-GO | | 06/15/2000 | Variable | 5.00% - | B | $10,000 | $8,000 | $6,000 | $4,000 | $2,000 | $0 | $0 | $0 | $0 | $0 |
| BONDS | W. Main, Welsted, Vine Street Imps. | $29,000 | Interest Rate | 5.875% | P-B | $2,000 | $2,000 | $2,000 | $2,000 | $2,000 | $0 | $0 | $0 | $0 | $0 |
| | Street & Sewer Imp. (SA) Bonds, Series 2000 | | *About 20% of* | 06/01/20xx | I-B | $291 | $234 | $177 | $117 | $59 | $0 | $0 | $0 | $0 | $0 |
| | - Final Payment in 2020 | 2000 Project | *$144,000 Iss.* | 12/01/20xx | I-B | $291 | $234 | $176 | $118 | $58 | $0 | $0 | $0 | $0 | $0 |
| | *Prop.Owner Assmnt., No Net City Share.* | 206 | Maturity Date-> | ***12/01/2020*** | R-C | *5.7500%* | *5.8750%* | *5.8750%* | *5.8750%* | *5.8750%* | *0.0000%* | *0.0000%* | *0.0000%* | *0.0000%* | *0.0000%* |
| | *Variations in Interest Payments and Rate % due to rounding.* | | | | R-N | *5.8200%* | *5.8500%* | *5.8833%* | *5.8750%* | *5.8500%* | *0.0000%* | *0.0000%* | *0.0000%* | *0.0000%* | *0.0000%* |
| SA-GO | | 06/15/2000 | Variable | 5.00% - | B | $43,000 | $35,000 | $27,000 | $18,000 | $9,000 | $0 | $0 | $0 | $0 | $0 |
| BONDS | Palmer Ditch Sewer Improvements | $115,000 | Interest Rate | 5.875% | P-B | $8,000 | $8,000 | $9,000 | $9,000 | $9,000 | $0 | $0 | $0 | $0 | $0 |
| | Street & Sewer Imp. (SA) Bonds, Series 2000 | | *About 80% of* | 06/01/20xx | I-B | $1,253 | $1,023 | $793 | $529 | $265 | $0 | $0 | $0 | $0 | $0 |
| | - Final Payment in 2020 | 1998 Project | *$144,000 Iss.* | 12/01/20xx | I-B | $1,253 | $1,023 | $793 | $529 | $264 | $0 | $0 | $0 | $0 | $0 |
| | *Prop.Owner Assmnt., No Net City Share.* | 207 | Maturity Date-> | ***12/01/2020*** | R-C | *5.7500%* | *5.8750%* | *5.8750%* | *5.8750%* | *5.8750%* | *0.0000%* | *0.0000%* | *0.0000%* | *0.0000%* | *0.0000%* |
| | *Variations in Interest Payments and Rate % due to rounding.* | | | | R-N | *5.8279%* | *5.8457%* | *5.8741%* | *5.8778%* | *5.8778%* | *0.0000%* | *0.0000%* | *0.0000%* | *0.0000%* | *0.0000%* |
| OWSRC | Ohio Water-Sewer Rotary Com.Ln.- 0% | 1998 | Est.Asmt.%-> | 0.00% | B | $48,060 | $48,060 | $48,060 | $48,060 | $48,060 | $48,060 | $48,060 | $48,060 | $48,060 | $48,060 |
| SEWER | Palmer Ditch Sewer Imp. OWSRC | $81,457 | Rotary Loan-> | 0.00% Int. | P-B | $0 | $0 | $0 | $0 | $0 | $0 | $0 | $0 | $0 | $0 |
| | *Deferred Assessment, in AG District.* | 1998 Project | | Sewer Loan | I-B | $0 | $0 | $0 | $0 | $0 | $0 | $0 | $0 | $0 | $0 |
| | **NOTE: Principal Balance Due in 2017, unless AG Districts Renewed.** | | | | R-C | *0.0000%* | *0.0000%* | *0.0000%* | *0.0000%* | *0.0000%* | *0.0000%* | *0.0000%* | *0.0000%* | *0.0000%* | *0.0000%* |
| | **Ag Districts Last Renewed in 2012.** | | | | | | | | | | | | | | |
| OWSRC | Ohio Water-Sewer Rotary Com.Ln.- 0% | 2005 | Est.Asmt.%-> | 0.00% | B | $186,196 | $175,236 | $175,236 | $175,236 | $175,236 | $175,236 | $175,236 | $175,236 | $175,236 | $175,236 |
| SEWER | NP Sewer Infrastr.Imps. OWSRC | $419,563 | Rotary Loan-> | 0.00% Int. | P-B | $10,960 | $0 | $0 | $0 | $0 | $0 | $0 | $0 | $0 | $0 |
| | *Deferred Assessment, in AG District.* | 2005 Project | | Sewer Loan | I-B | $0 | $0 | $0 | $0 | $0 | $0 | $0 | $0 | $0 | $0 |
| | **NOTE: Principal Balance Due in 2017, unless AG Districts Renewed.** | | | | R-C | *0.0000%* | *0.0000%* | *0.0000%* | *0.0000%* | *0.0000%* | *0.0000%* | *0.0000%* | *0.0000%* | *0.0000%* | *0.0000%* |
| | **Ag Districts Last Renewed in 2012.** | | | | | | | | | | | | | | |

## CITY OF NAPOLEON, OHIO - 2016 ACTUAL & (2017 to 2048) PROJECTED - DEBT AMORTIZATION SCHEDULE by FUND (Revised 11/09/2016)

| Funding Type / Project ID No. | *Listing by Funding Source Order:* (Fund) Number & Name Description of Bond | Original Issue Date/ Principal $ Cnty.Asmt.Cd. | Current Debt Issue Date/ Net Issue $ Day Basis | Coupon Int.% Int.$-Int.Prm.$ Net Int.$ & % Maturity Date | | Prior Budget Year 2016 | Current Budget Year 2017 | Projected Budget Year 2018 | Projected Budget Year 2019 | Projected Budget Year 2020 | Projected Budget Year 2021 | Projected Budget Year 2022 | Projected Budget Year 2023 | Projected Budget Year 2024 | Projected Budget Year 2025 |
|---|---|---|---|---|---|---|---|---|---|---|---|---|---|---|---|
| *OWSRC* | Ohio Water-Sewer Rotary Com.Ln.- 0% | 2005 | Est.Asmt.%-> | 0.00% | B | *$66,577* | *$63,539* | *$63,539* | *$63,539* | *$63,539* | *$63,539* | *$63,539* | *$63,539* | *$63,539* | *$63,539* |
| *WATER* | NP Water Infrastr.Imps. OWSRC | $158,166 | Rotary Loan-> | 0.00% Int. | P-B | $3,038 | $0 | $0 | $0 | $0 | $0 | $0 | $0 | $0 | $0 |
| | *Deferred Assessment, in AG District.* | 2005 Project | | Water Loan | I-B | $0 | $0 | $0 | $0 | $0 | $0 | $0 | $0 | $0 | $0 |
| | NOTE: Principal Balance Due in 2017, unless AG Districts Renewed. | | | | R-C | *0.0000%* | *0.0000%* | *0.0000%* | *0.0000%* | *0.0000%* | *0.0000%* | *0.0000%* | *0.0000%* | *0.0000%* | *0.0000%* |
| | Ag Districts Last Renewed in 2012. | | | | | | | | | | | | | | |
| | **Sub-Total (310) Sp. Assessment Fund** | | | | | | | | | | | | | | |
| | **Beginning Principal Balance** | | | | B | ***$448,535*** | ***$382,186*** | ***$339,835*** | ***$308,835*** | ***$297,835*** | ***$286,835*** | ***$286,835*** | ***$286,835*** | ***$286,835*** | ***$286,835*** |
| | **Principal - 310.8500.58300 Principal Payment - SA Bonds** | | | | P-B | **$40,000** | **$30,000** | **$31,000** | **$11,000** | **$11,000** | **$0** | **$0** | **$0** | **$0** | **$0** |
| | **Principal - 310.8500.58400 Principal Payment - SA Loans State** | | | | P-B | **$12,351** | **$12,351** | **$0** | **$0** | **$0** | **$0** | **$0** | **$0** | **$0** | **$0** |
| | **Principal - 310.8500.58450 Principal Payment - SA OWSRC State** | | | | P-B | **$13,998** | **$0** | **$0** | **$0** | **$0** | **$0** | **$0** | **$0** | **$0** | **$0** |
| | **Interest - 310.8500.58800 Interest Payment - SA Bonds** | | | | I-B | **$6,792** | **$4,565** | **$2,965** | **$1,293** | **$646** | **$0** | **$0** | **$0** | **$0** | **$0** |
| | **Total - Principal & Interest** | | | | T | **$73,141** | **$46,916** | **$33,965** | **$12,293** | **$11,646** | **$0** | **$0** | **$0** | **$0** | **$0** |
| | **(510) Water Utility Revenue Fund** | | | | | | | | | | | | | | |
| *REV.* | **MIEX & Water Tower & Lines Projects** | 7/23/2008 | Variable | 3.50% - | B | *$1,744,351* | *$1,642,739* | *$1,534,352* | *$1,419,191* | *$1,300,642* | *$1,178,707* | *$1,053,385* | *$921,288* | *$782,418* | *$636,773* |
| *BONDS* | ***MIEX System Only (67.74% Share)*** | **$2,374,350** | Interest Rate | 4.50% | P-B | $101,613 | $108,387 | $115,161 | $118,548 | $121,935 | $125,322 | $132,097 | $138,871 | $145,645 | $149,032 |
| | Water System Revenue Bonds, Series 2008 | | Incld.Discnt. | 06/01/20xx | I-B | $37,205 | $35,173 | $32,937 | $30,490 | $28,045 | $25,530 | $22,945 | $20,221 | $17,270 | $14,175 |
| | - Final Payment in 2028; Issued Amt. | $3,505,000 | & Issue Cost | 12/01/20xx | I-B | $37,205 | $35,173 | $32,937 | $30,490 | $28,045 | $25,530 | $22,945 | $20,221 | $17,270 | $14,175 |
| | ***Funded from 510 Water Revenues in Rates.*** | | Maturity Date-> | ***12/01/2028*** | R-C | *4.0000%* | *4.1250%* | *4.2500%* | *4.1250%* | *4.1250%* | *4.1250%* | *4.1250%* | *4.2500%* | *4.2500%* | *4.4000%* |
| | ***Variations in Interest Payments and Rate % due to rounding.*** | | | | R-N | *4.2658%* | *4.2822%* | *4.2933%* | *4.2968%* | *4.3125%* | *4.3319%* | *4.3565%* | *4.3897%* | *4.4145%* | *4.4521%* |
| *REV.* | **MIEX & Water Tower & Lines Projects** | 7/23/2008 | Variable | 3.50% - | B | *$830,649* | *$782,261* | *$730,648* | *$675,809* | *$619,358* | *$561,293* | *$501,615* | *$438,712* | *$372,582* | *$303,227* |
| *BONDS* | ***Water Tower & Lines (32.26% Share)*** | **$1,130,650** | Interest Rate | 4.50% | P-B | $48,387 | $51,613 | $54,839 | $56,452 | $58,065 | $59,678 | $62,903 | $66,129 | $69,355 | $70,968 |
| | Water System Revenue Bonds, Series 2008 | | Incld.Discnt. | 06/01/20xx | I-B | $17,717 | $16,749 | $15,685 | $14,519 | $13,355 | $12,157 | $10,926 | $9,629 | $8,224 | $6,750 |
| | - Final Payment in 2028; Issued Amt. | $3,505,000 | & Issue Cost | 12/01/20xx | I-B | $17,717 | $16,749 | $15,685 | $14,519 | $13,355 | $12,157 | $10,926 | $9,629 | $8,224 | $6,750 |
| | ***Funded from 510 Water Revenues in Rates.*** | | Maturity Date-> | ***12/01/2028*** | R-C | *4.0000%* | *4.1250%* | *4.2500%* | *4.1250%* | *4.1250%* | *4.1250%* | *4.1250%* | *4.2500%* | *4.2500%* | *4.4000%* |
| | ***Variations in Interest Payments and Rate % due to rounding.*** | | | | R-N | *4.2658%* | *4.2822%* | *4.2933%* | *4.2968%* | *4.3125%* | *4.3319%* | *4.3565%* | *4.3897%* | *4.4145%* | *4.4521%* |
| *REV* | W.Washington&Avon Imp.Prj.-Water (64%) | | | | | | | | | | | | | | |
| *BONDS* | Woodlawn Av.Rcnst.Prj.-Water(36%) | 07/20/2010 | Variable | 2.0000% | B | *$770,000* | *$755,000* | *$740,000* | *$720,000* | *$700,000* | *$675,000* | *$650,000* | *$625,000* | *$600,000* | *$575,000* |
| | Projs.Listed Combined Debt Funding | $845,000 | Interest Rate | 4.6000% | P-B | $15,000 | $15,000 | $20,000 | $20,000 | $25,000 | $25,000 | $25,000 | $25,000 | $25,000 | $25,000 |
| | Water System Revenue Bonds, Series 2010 | | Incld.Discnt. | 06/01/20xx | I-B | $17,879 | $17,654 | $17,410 | $17,060 | $16,560 | $15,935 | $15,310 | $14,685 | $14,060 | $13,435 |
| | - Final Payment in 2040 | | & Issue Cost | 12/01/20xx | I-B | $17,879 | $17,654 | $17,410 | $17,060 | $16,560 | $15,935 | $15,310 | $14,685 | $14,060 | $13,435 |
| | ***Funded from 510 Water Revenues in Rates.*** | | Maturity Date-> | ***12/01/2040*** | R-C | *3.0000%* | *3.2500%* | *3.5000%* | *5.0000%* | *5.0000%* | *5.0000%* | *5.0000%* | *5.0000%* | *5.0000%* | *5.0000%* |
| | ***Variations in Interest Payments and Rate % due to rounding.*** | | | | R-N | *4.6439%* | *4.6766%* | *4.7054%* | *4.7389%* | *4.7314%* | *4.7215%* | *4.7108%* | *4.6992%* | *4.6867%* | *4.6730%* |
| | **Sub-Total (510) Water Utility Revenue Fund** | | | | | | | | | | | | | | |
| | **Beginning Balance** | | | | B | ***$3,345,000*** | ***$3,180,000*** | ***$3,005,000*** | ***$2,815,000*** | ***$2,620,000*** | ***$2,415,000*** | ***$2,205,000*** | ***$1,985,000*** | ***$1,755,000*** | ***$1,515,000*** |
| | **Principal - 510.6200.58050 Principal Payment - Revenue Bonds** | | | | P-B | **$165,000** | **$175,000** | **$190,000** | **$195,000** | **$205,000** | **$210,000** | **$220,000** | **$230,000** | **$240,000** | **$245,000** |
| | **Interest - 510.6200.58550 Interest Payment - Revenue Bonds** | | | | I-B | **$145,602** | **$139,152** | **$132,064** | **$124,139** | **$115,920** | **$107,245** | **$98,364** | **$89,070** | **$79,108** | **$68,720** |
| | **Total - Principal & Interest** | | | | T | **$310,602** | **$314,152** | **$322,064** | **$319,139** | **$320,920** | **$317,245** | **$318,364** | **$319,070** | **$319,108** | **$313,720** |
| | **(512) Water Debt Reserve Fund** | *Original Issue* | *06/29/1994* | | | | | | | | | | | | |
| *GO* | Water Intake Construction Project | $1,825,000 | Variable | 3.0000% | B | *$470,000* | *$360,000* | *$245,000* | *$125,000* | *$0* | *$0* | *$0* | *$0* | *$0* | *$0* |
| *BONDS* | Various Purpose Imp.&Refunding Bonds, Ser. 2005 | | Interest Rate | 5.0000% | P-B | $110,000 | $115,000 | $120,000 | $125,000 | $0 | $0 | $0 | $0 | $0 | $0 |
| | - Final Payment in 2019 | 07/28/2005 | Incld.Discnt. | 06/01/20xx | I-B | $11,750 | $9,000 | $6,125 | $3,125 | $0 | $0 | $0 | $0 | $0 | $0 |
| | *- Refinanced in 2005 - $1,450,000.* | $1,450,000 | & Issue Cost | 12/01/20xx | I-B | $11,750 | $9,000 | $6,125 | $3,125 | $0 | $0 | $0 | $0 | $0 | $0 |
| | ***Funded from 510 Water Revenues in Rates.*** | | Maturity Date-> | ***12/01/2019*** | R-C | *5.0000%* | *5.0000%* | *5.0000%* | *5.0000%* | *0.0000%* | *0.0000%* | *0.0000%* | *0.0000%* | *0.0000%* | *0.0000%* |
| | ***Variations in Interest Payments and Rate % due to rounding.*** | | | | R-N | *5.0000%* | *5.0000%* | *5.0000%* | *5.0000%* | *0.0000%* | *0.0000%* | *0.0000%* | *0.0000%* | *0.0000%* | *0.0000%* |

## CITY OF NAPOLEON, OHIO - 2016 ACTUAL & (2017 to 2048) PROJECTED - DEBT AMORTIZATION SCHEDULE by FUND (Revised 11/09/2016)

| Funding Type / Project ID No. | *Listing by Funding Source Order:* (Fund) Number & Name / Description of Bond | Original Issue Date/ Principal $ / Cnty.Asmt.Cd. | Current Debt Issue Date/ Net Issue $ / Day Basis | Coupon Int.% / Int.$-Int.Prm.$ / Net Int.$ & % / Maturity Date | | Prior Budget Year 2016 | Current Budget Year 2017 | Projected Budget Year 2018 | Projected Budget Year 2019 | Projected Budget Year 2020 | Projected Budget Year 2021 | Projected Budget Year 2022 | Projected Budget Year 2023 | Projected Budget Year 2024 | Projected Budget Year 2025 |
|---|---|---|---|---|---|---|---|---|---|---|---|---|---|---|---|
| *GO* | Wauseon Reservoir Raw Waterline Prj. | 07/29/2004 | Variable | 2.5000% | B | *$555,000* | *$505,000* | *$450,000* | *$395,000* | *$335,000* | *$275,000* | *$210,000* | *$145,000* | *$75,000* | *$0* |
| *BONDS* | GO Capitcal Facilities Bonds, Series 2004 | | Interest Rate | 5.1250% | P-B | $50,000 | $55,000 | $55,000 | $60,000 | $60,000 | $65,000 | $65,000 | $70,000 | $75,000 | $0 |
| | Original Note Issue in 2001 -> | $1,300,000 | Incld.Discnt. | 06/01/20xx | I-B | $13,535 | $12,410 | $11,172 | $9,935 | $8,585 | $7,047 | $5,382 | $3,716 | $1,922 | $0 |
| | Final GO Bond Issue in 2004 -> | $1,000,000 | & Issue Cost | 12/01/20xx | I-B | $13,535 | $12,410 | $11,172 | $9,935 | $8,585 | $7,047 | $5,382 | $3,716 | $1,922 | $0 |
| | - Final Payment in 2024 | | Maturity Date-> | ***12/01/2024*** | R-C | *4.5000%* | *4.5000%* | *4.5000%* | *4.5000%* | *5.1250%* | *5.1250%* | *5.1250%* | *5.1250%* | *5.1250%* | *0.0000%* |
| | ***Funded from 510 Water Revenues in Rates.*** | | | | R-N | *4.8775%* | *4.9149%* | *4.9653%* | *5.0304%* | *5.1254%* | *5.1251%* | *5.1257%* | *5.1255%* | *5.1253%* | *0.0000%* |
| | ***Variations in Interest Payments and Rate % due to rounding.*** | | | | | | | | | | | | | | |
| | **Sub-Total (512) Water Debt Reserve Fund** | | | | | | | | | | | | | | |
| | **Beginning Balance** | | | | B | ***$1,025,000*** | ***$865,000*** | ***$695,000*** | ***$520,000*** | ***$335,000*** | ***$275,000*** | ***$210,000*** | ***$145,000*** | ***$75,000*** | ***$0*** |
| | **Principal - 512.8300.58000 Principal Payment - GO Bonds** | | | | P-B | **$160,000** | **$170,000** | **$175,000** | **$185,000** | **$60,000** | **$65,000** | **$65,000** | **$70,000** | **$75,000** | **$0** |
| | **Interest - 512.8300.58500 Interest Payment - GO Bonds** | | | | I-B | **$50,570** | **$42,820** | **$34,594** | **$26,120** | **$17,170** | **$14,094** | **$10,764** | **$7,432** | **$3,844** | **$0** |
| | **Total - Principal & Interest** | | | | T | **$210,570** | **$212,820** | **$209,594** | **$211,120** | **$77,170** | **$79,094** | **$75,764** | **$77,432** | **$78,844** | **$0** |
| | **(513) Water OWDA Bond Retirement Fund** | | | | | | | | | | | | | | |
| *OWDA* | OWDA Water Infstr.Imp., Series 1992 | 07/01/1992 | Fixed | 7.00% | B | *$19,475* | *$0* | *$0* | *$0* | *$0* | *$0* | *$0* | *$0* | *$0* | *$0* |
| *City Shr.* | Malinta Waterline Build Project | $457,026 | Interest Rate | 07/01/20xx | P-B | $19,475 | $0 | $0 | $0 | $0 | $0 | $0 | $0 | $0 | $0 |
| *In Rates* | - Final Payment in 2016 | OWDA | Subsidy | 01/01/20xx | P-B | $0 | $0 | $0 | $0 | $0 | $0 | $0 | $0 | $0 | $0 |
| | ***- NOTE: Village of Malinta Pays the*** | | Applied | 07/01/20xx | I-B | $1,363 | $0 | $0 | $0 | $0 | $0 | $0 | $0 | $0 | $0 |
| | ***Debt, this is contracted City Share (37.57%).*** | | | 01/01/20xx | I-B | $0 | $0 | $0 | $0 | $0 | $0 | $0 | $0 | $0 | $0 |
| | ***Funded from 510 Water Revenues in Rates.*** | | Maturity Date-> | ***01/01/2016*** | R-C | *7.0000%* | *0.0000%* | *0.0000%* | *0.0000%* | *0.0000%* | *0.0000%* | *0.0000%* | *0.0000%* | *0.0000%* | *0.0000%* |
| | ***Variations in Interest Payments and Rate % due to rounding, Principal Paid Bi-Annually.*** | | | | R-N | *6.9987%* | *0.0000%* | *0.0000%* | *0.0000%* | *0.0000%* | *0.0000%* | *0.0000%* | *0.0000%* | *0.0000%* | *0.0000%* |
| *OWDA* | OWDA Water Infstr.Imp., Series 2005 | 07/28/2005 | Fixed | 4.4900% | B | *$175,188* | *$160,031* | *$144,185* | *$127,619* | *$110,301* | *$92,196* | *$73,270* | *$53,484* | *$32,800* | *$11,177* |
| *City Shr.* | N.Pointe Water Main Infrastucture | $299,594 | Interest Rate | 07/01/20xx | P-B | $7,495 | $7,835 | $8,191 | $8,563 | $8,952 | $9,358 | $9,783 | $10,227 | $10,691 | $11,177 |
| *Partially* | - Final Payment in 2025 | OWDA | | 01/01/20xx | P-B | $7,663 | $8,011 | $8,375 | $8,755 | $9,153 | $9,568 | $10,003 | $10,457 | $10,932 | $0 |
| *Assessed* | ***Debt listed is Partially Assessed, to Property Owners.*** | | | 07/01/20xx | I-B | $3,504 | $3,201 | $2,884 | $2,552 | $2,206 | $1,844 | $1,465 | $1,070 | $656 | $224 |
| | ***Balance Funded from the City.*** | | | 01/01/20xx | I-B | $3,354 | $3,044 | $2,720 | $2,381 | $2,027 | $1,657 | $1,270 | $865 | $442 | $0 |
| | ***Funded from 510 Water Revenues in Rates.*** | | Maturity Date-> | ***07/01/2025*** | R-C | *4.4900%* | *4.4900%* | *4.4900%* | *4.4900%* | *4.4900%* | *4.4900%* | *4.4900%* | *4.4900%* | *4.4900%* | *4.4900%* |
| | ***Variations in Interest Payments and Rate % due to rounding, Principal Paid Bi-Annually.*** | | | | R-N | *3.9147%* | *3.9024%* | *3.8867%* | *3.8654%* | *3.8377%* | *3.7973%* | *3.7328%* | *3.6179%* | *3.3476%* | *2.0041%* |
| | **Sub-Total (513) Water OWDA Bond Retirement Fund** | | | | | | | | | | | | | | |
| | **Beginning Balance** | | | | B | ***$194,663*** | ***$160,031*** | ***$144,185*** | ***$127,619*** | ***$110,301*** | ***$92,196*** | ***$73,270*** | ***$53,484*** | ***$32,800*** | ***$11,177*** |
| | **Principal - 513.8300.58200 Principal Payment - OWDA Bonds** | | | | P-B | **$34,633** | **$15,846** | **$16,566** | **$17,318** | **$18,105** | **$18,926** | **$19,786** | **$20,684** | **$21,623** | **$11,177** |
| | **Interest - 513.8300.58700 Interest Payment - OWDA Bonds** | | | | I-B | **$8,221** | **$6,245** | **$5,604** | **$4,933** | **$4,233** | **$3,501** | **$2,735** | **$1,935** | **$1,098** | **$224** |
| | **Total - Principal & Interest** | | | | T | **$42,854** | **$22,091** | **$22,170** | **$22,251** | **$22,338** | **$22,427** | **$22,521** | **$22,619** | **$22,721** | **$11,401** |
| | **(519) Water Plant Ren.&Imp.Prj.Fund** | 03/02/2016 | NOTES | NOTES | | | | ***PROJECTED TO ROLL NOTE INTO DEFA WSRLA FUNDING.*** | | | | | | | |
| *GO* | Water Plant "Rebuild" Capital Project | $2,500,000 | **03/02/2016** | 1.0000% | B | *$2,500,000* | *$2,500,000* | $0 | $0 | $0 | $0 | $0 | $0 | $0 | $0 |
| *NOTES* | Capital Facilities Notes-DESIGN, Series 2016 -> | | **$2,500,000** | $25,000.00 | P-N | $2,500,000 | $2,500,000 | $0 | $0 | $0 | $0 | $0 | $0 | $0 | $0 |
| | | | *Less Premium->* | *-$3,550.00* | I-N | $12,039 | $21,450 | $0 | $0 | $0 | $0 | $0 | $0 | $0 | $0 |
| | *New Amount Issued 2013, Rolled from 2014 to 2018.* | | *Net Interest->* | $21,450.00 | P-B | $0 | $0 | $0 | $0 | $0 | $0 | $0 | $0 | $0 | $0 |
| | ***Projected Water Plant Re-build 2016 to 2018.*** | | Note Maturity-> | ***03/02/2017*** | I-B | $0 | $0 | $0 | $0 | $0 | $0 | $0 | $0 | $0 | $0 |
| | ***Funded from 510 Water Revenues.*** | | 360 | | R-C | *1.2500%* | *1.5000%* | *0.0000%* | *0.0000%* | *0.0000%* | *0.0000%* | *0.0000%* | *0.0000%* | *0.0000%* | *0.0000%* |
| | ***(Full Projected Funding for Plant Rebuild in 2017)*** | | | | R-N | *0.4829%* | *0.8580%* | *0.0000%* | *0.0000%* | *0.0000%* | *0.0000%* | *0.0000%* | *0.0000%* | *0.0000%* | *0.0000%* |
| | ***(Project Final Funding from Water Revenue Funds as Debt!)*** | | | | | | | | | | | | | | |
| | **NOTE: In 2018, plan is to Roll the 2016 Note of $2,500,000 and $1,400,000 into the DEFA WSRLA funding.** | | | | | | | | | | | | | | |

## CITY OF NAPOLEON, OHIO - 2016 ACTUAL & (2017 to 2048) PROJECTED - DEBT AMORTIZATION SCHEDULE by FUND (Revised 11/09/2016)

| Funding Type / Project ID No. | Listing by Funding Source Order: (Fund) Number & Name / Description of Bond | Original Issue Date/ Principal $ / Cnty.Asmt.Cd. | Current Debt Issue Date/ Net Issue $ / Day Basis | Coupon Int.% Int.$-Int.Prm.$ / Net Int.$ & % / Maturity Date | | Prior Budget Year 2016 | Current Budget Year 2017 | Projected Budget Year 2018 | Projected Budget Year 2019 | Projected Budget Year 2020 | Projected Budget Year 2021 | Projected Budget Year 2022 | Projected Budget Year 2023 | Projected Budget Year 2024 | Projected Budget Year 2025 |
|---|---|---|---|---|---|---|---|---|---|---|---|---|---|---|---|
| | (519) Water Plant Ren.&Imp.Prj.Fund | 09/29/2016 | NOTES | NOTES | | | | PROJECTED TO ROLL NOTE INTO DEFA WSRLA FUNDING. | | | | | | | |
| GO | Water Plant "Rebuild" Capital Project | $1,400,000 | 09/29/2016 | 1.5000% | B | $1,400,000 | $1,400,000 | $0 | $0 | $0 | $0 | $0 | $0 | $0 | $0 |
| NOTES | Capital Facilities Notes, Series 2016B-> Raw Wt.-UV | | $1,400,000 | $8,925.00 | P-N | $0 | $1,400,000 | $0 | $0 | $0 | $0 | $0 | $0 | $0 | $0 |
| | | | Less Premium-> | -$476.00 | I-N | $0 | $8,449 | $0 | $0 | $0 | $0 | $0 | $0 | $0 | $0 |
| | New Amount Issued in 2016, Rolled in 2017. | | Net Interest-> | $8,449.00 | P-B | $0 | $0 | $0 | $0 | $0 | $0 | $0 | $0 | $0 | $0 |
| | Water Plant Raw Water UV Build, 2016 & 2017. | | Note Maturity-> | 03/02/2017 | I-B | $0 | $0 | $0 | $0 | $0 | $0 | $0 | $0 | $0 | $0 |
| | Funded from 510 Water Revenues. | | 360 | | R-C | 0.0000% | 1.5000% | 0.0000% | 0.0000% | 0.0000% | 0.0000% | 0.0000% | 0.0000% | 0.0000% | 0.0000% |
| | (Full Projected Funding for Plant Rebuild in 2017) | | | | R-N | 0.0000% | 1.4200% | 0.0000% | 0.0000% | 0.0000% | 0.0000% | 0.0000% | 0.0000% | 0.0000% | 0.0000% |
| | (Project Final Funding from Water Revenue Funds as Debt!) | | | | | | | | | | | | | | |
| | NOTE: In 2018, plan is to Roll the 2016 Note of $2,500,000 and $1,400,000 into the DEFA WSRLA funding. | | | | | | | | | | | | | | |
| DEFA | (519) Water Plant Ren.&Imp.Prj.Fund | 01/01/2017 | WSRLA Iss. | 1/1/2017 | | | | PROJECTED DEFA WSRLA FUNDING ISSUED 2017, 1ST PAYMENT 2019. | | | | | | | |
| WSRLA | Water Plant "Rebuild" Capital Project | $17,050,000 | $17,050,000 | 1.0000% | B | $0 | $0 | $17,050,000 | $17,050,000 | $16,559,845 | $16,064,788 | $15,564,781 | $15,059,773 | $14,549,715 | $14,034,557 |
| FUNDS | WSRLA FUNDS-BUILD, Series 2016 -> | | Interest Rate | 1.0000% | P-B | $0 | $0 | $0 | $490,155 | $495,057 | $500,007 | $505,008 | $510,058 | $515,158 | $520,310 |
| | | | Incld.Discnt. | 01/01/20xx | I-B | $0 | $0 | $0 | $170,500 | $165,599 | $160,648 | $155,648 | $150,598 | $145,497 | $140,346 |
| | Projected Water Plant Re-build Funding. | | & Issue Cost | 07/01/20xx | I-B | $0 | $0 | $0 | $0 | $0 | $0 | $0 | $0 | $0 | $0 |
| | Projected Water Plant Re-build, Issue 2017, 1st Pmt. 2019. | | Maturity Date-> | 01/01/2048 | R-C | 0.0000% | 0.0000% | 0.0000% | 1.0000% | 1.0000% | 1.0000% | 1.0000% | 1.0000% | 1.0000% | 1.0000% |
| | Funded from 510 Water Revenues. | | | | R-N | 0.0000% | 0.0000% | 0.0000% | 1.0000% | 1.0000% | 1.0000% | 1.0000% | 1.0000% | 1.0000% | 1.0000% |
| | (Full Projected Funding for Plant Rebuild in 2017) | | | | | | | | | | | | | | |
| | (Project Final Funding from Water Revenue Funds as Debt, includes Notes $2,500,000 and $1,400,000!) | | | | | | | | | | | | | | |
| | Sub-Total (519) Water Plant Ren.& Imp.Prj.Fund | | | | | | | | | | | | | | |
| | Beginning Balance | | | | B | $3,900,000 | $3,900,000 | $17,050,000 | $17,050,000 | $16,559,845 | $16,064,788 | $15,564,781 | $15,059,773 | $14,549,715 | $14,034,557 |
| | Principal - 519.6200.58100 Principal Payment - GO Notes | | | | P-N | $2,500,000 | $3,900,000 | $0 | $0 | $0 | $0 | $0 | $0 | $0 | $0 |
| | Interest - 519.6200.58600 Interest Payment - GO Notes | | | | I-N | $12,039 | $29,899 | $0 | $0 | $0 | $0 | $0 | $0 | $0 | $0 |
| | Principal - 519.6200.58000 Principal Payment - GO Bonds | | | | P-B | $0 | $0 | $0 | $490,155 | $495,057 | $500,007 | $505,008 | $510,058 | $515,158 | $520,310 |
| | Interest - 519.6200.58500 Interest Payment - GO Bonds | | | | I-B | $0 | $0 | $0 | $170,500 | $165,599 | $160,648 | $155,648 | $150,598 | $145,497 | $140,346 |
| | Total - Principal & Interest | | | | T | $2,512,039 | $3,929,899 | $0 | $660,655 | $660,656 | $660,655 | $660,656 | $660,656 | $660,655 | $660,656 |
| | (520) Sewer Utility Revenue Fund | | Orig. Issue | 7/1/1998 | | | | | | | | | | | |
| REV | 1998 Sewer Refunding(WWT Plant Exp)-Sewer (53%) | | $3,480,000 | | | | | | | | | | | | |
| BONDS | Woodlawn Av.Rcnst.Prj.-Sewer(47%) | 07/20/2010 | Variable | 2.0000% | B | $2,365,000 | $2,090,000 | $1,800,000 | $1,505,000 | $1,465,000 | $1,420,000 | $1,375,000 | $1,330,000 | $1,280,000 | $1,230,000 |
| | Projs.Listed Combined Debt Funding | $3,850,000 | Interest Rate | 4.6000% | P-B | $275,000 | $290,000 | $295,000 | $40,000 | $45,000 | $45,000 | $45,000 | $50,000 | $50,000 | $50,000 |
| | Sew.Sys.Imp. & Refunding Rev.Bonds, Series 2010A | | Incld.Discnt. | 06/01/20xx | I-B | $46,915 | $42,790 | $38,078 | $32,915 | $32,115 | $31,215 | $30,315 | $29,415 | $28,415 | $27,415 |
| | - Final Payment in 2040 | | & Issue Cost | 12/01/20xx | I-B | $46,915 | $42,790 | $38,078 | $32,915 | $32,115 | $31,215 | $30,315 | $29,415 | $28,415 | $27,415 |
| | Funded from 520 Sewer Revenues in Rates. | | Maturity Date-> | 12/01/2040 | R-C | 3.0000% | 3.2500% | 3.5000% | 4.0000% | 4.0000% | 4.0000% | 4.0000% | 4.0000% | 4.0000% | 4.0000% |
| | Variations in Interest Payments and Rate % due to rounding. | | | | R-N | 3.9674% | 4.0947% | 4.2309% | 4.3741% | 4.3843% | 4.3965% | 4.4095% | 4.4233% | 4.4398% | 4.4577% |
| REV | Recovery Zone Economic Development Bonds (RZEDB, Federal Taxable Bonds) | | | | | | | | | | | | | | |
| BONDS | W.Washington & Avon Imp. Prj. | 07/20/2010 | Variable | 6.0000% | B | $2,335,000 | $2,285,000 | $2,235,000 | $2,180,000 | $2,125,000 | $2,070,000 | $2,010,000 | $1,945,000 | $1,880,000 | $1,810,000 |
| Non- | Sewer Revenue Bond | $2,535,000 | Interest Rate | 7.5000% | P-B | $50,000 | $50,000 | $55,000 | $55,000 | $55,000 | $60,000 | $65,000 | $65,000 | $70,000 | $70,000 |
| Tax | Sewer System Improvement Revenue Bonds, Series 2010B | | | 06/01/20xx | I-B | $84,632 | $83,132 | $81,632 | $79,982 | $78,332 | $76,682 | $74,507 | $72,150 | $69,794 | $67,257 |
| Exempt | - Final Payment in 2040 | | | 12/01/20xx | I-B | $84,632 | $83,132 | $81,632 | $79,982 | $78,332 | $76,682 | $74,507 | $72,150 | $69,794 | $67,257 |
| | Less: FEDERAL SUBSIDY OF 45% ON RZEDB's | | SUB-TOTAL TAXABLE INTEREST | | | $169,264 | $166,264 | $163,264 | $159,964 | $156,664 | $153,364 | $149,014 | $144,300 | $139,588 | $134,514 |
| | First Half - Federal Subsidy to Interest Only. | | | 06/01/20xx | I-B | -$38,084 | -$37,409 | -$36,734 | -$35,992 | -$35,249 | -$34,507 | -$33,528 | -$32,468 | -$31,407 | -$30,266 |
| | Second Half - Federal Subsidy to Interest Only. | | | 12/01/20xx | I-B | -$38,084 | -$37,409 | -$36,734 | -$35,992 | -$35,249 | -$34,507 | -$33,528 | -$32,468 | -$31,407 | -$30,266 |
| | ADD: +REDUCED SUBSIDY DUE TO SEQUESTRATION | | | 06-12/01/20xx | I-B | $5,484 | $5,387 | $5,290 | $5,183 | $5,076 | $4,969 | $4,828 | $4,675 | $4,523 | $4,358 |
| Funded from 520 Sewer Revenues in Rates. | SUB-TOTAL FEDERAL SUBSIDY AT 45% - (1,2) | | | | | -$70,684 | -$69,431 | -$68,178 | -$66,801 | -$65,422 | -$64,045 | -$62,228 | -$60,261 | -$58,291 | -$56,174 |
| | NET-TOTAL INTEREST PAID (LESS: 45% PLUS: SEQUESTRATION) BY CITY FOR YEAR | | | | | $98,580 | $96,833 | $95,086 | $93,163 | $91,242 | $89,319 | $86,786 | $84,039 | $81,297 | $78,340 |
| | Taxable Interest - Coupon Rate | | Maturity Date-> | 12/01/2040 | R-C | 6.0000% | 6.0000% | 6.0000% | 6.0000% | 6.0000% | 7.2500% | 7.2500% | 7.2500% | 7.2500% | 7.2500% |
| | Net Interest - Coupon Rate (After 45% Subsidy) | | Discnt. & Issue Cost | | R-N | 4.2218% | 4.2378% | 4.2544% | 4.2735% | 4.2937% | 4.3149% | 4.3177% | 4.3208% | 4.3243% | 4.3282% |

NOTES: (1) - Taxable Recovery Zone Economic Development Bonds (RZEDB's), with a 45% Federal Subsidy on Interest Payments.

(2) - Net Interest Rate after Federal Subsidy Rebate payments. These payments have been reduced due to Federal Sequestration.

## CITY OF NAPOLEON, OHIO - 2016 ACTUAL & (2017 to 2048) PROJECTED - DEBT AMORTIZATION SCHEDULE by FUND (Revised 11/09/2016)

| Funding Type / Project ID No. | *Listing by Funding Source Order:* (Fund) Number & Name Description of Bond | Original Issue Date/ Principal $ Cnty.Asmt.Cd. | Current Debt Issue Date/ Net Issue $ Day Basis | Coupon Int.% Int.$-Int.Prm.$ Net Int.$ & % Maturity Date | | Prior Budget Year 2016 | Current Budget Year 2017 | Projected Budget Year 2018 | Projected Budget Year 2019 | Projected Budget Year 2020 | Projected Budget Year 2021 | Projected Budget Year 2022 | Projected Budget Year 2023 | Projected Budget Year 2024 | Projected Budget Year 2025 |
|---|---|---|---|---|---|---|---|---|---|---|---|---|---|---|---|
| *REV* | Clairmont Ave.Recnst.Proj.(24.575%) | NOTES: | $1,100,000 | *BONDS 30Yr* | | | | | | | | | | | |
| *BONDS* | Haley I&I Redtn.Project (75.425%) | 02/15/2011 | ***07/24/2012*** | 2.5000% | B | *$1,040,000* | *$1,020,000* | *$995,000* | *$970,000* | *$945,000* | *$920,000* | *$895,000* | *$865,000* | *$835,000* | *$805,000* |
| | Projs.Listed Combined Debt Funding | $1,200,000 | Fixed Interest | 4.0000% | P-B | $20,000 | $25,000 | $25,000 | $25,000 | $25,000 | $25,000 | $30,000 | $30,000 | $30,000 | $30,000 |
| | Sewer System Imp.Revenue Bonds, Series 2012 | | Rates by Year | 06/01/20xx | I-B | $19,300 | $19,050 | $18,737 | $18,425 | $18,112 | $17,769 | $17,425 | $16,900 | $16,375 | $15,850 |
| | - Final Payment in 2042 | | | 12/01/20xx | I-B | $19,300 | $19,050 | $18,738 | $18,425 | $18,113 | $17,769 | $17,425 | $16,900 | $16,375 | $15,850 |
| | ***Funded from 520 Sewer Revenues in Rates.*** | | Maturity Date-> | ***12/01/2042*** | R-C | *2.5000%* | *2.5000%* | *2.5000%* | *2.5000%* | *2.7500%* | *2.7500%* | *3.5000%* | *3.5000%* | *3.5000%* | *3.5000%* |
| | ***Variations in Interest Payments and Rate % due to rounding.*** | | | | R-N | *3.7115%* | *3.7353%* | *3.7663%* | *3.7990%* | *3.8333%* | *3.8628%* | *3.8939%* | *3.9075%* | *3.9222%* | *3.9379%* |
| | Sub-Total (520) Sewer Revenue Fund | | | | | | | | | | | | | | |
| | Beginning Balance | | | | B | ***$5,740,000*** | ***$5,395,000*** | ***$5,030,000*** | ***$4,655,000*** | ***$4,535,000*** | ***$4,410,000*** | ***$4,280,000*** | ***$4,140,000*** | ***$3,995,000*** | ***$3,845,000*** |
| | Principal - 520.6300.58050 Principal Payment - Revenue Bonds | | | | P-B | **$345,000** | **$365,000** | **$375,000** | **$120,000** | **$125,000** | **$130,000** | **$140,000** | **$145,000** | **$150,000** | **$150,000** |
| | Interest - 520.6300.58550 Interest Payment - Revenue Bonds | | | | I-B | **$231,010** | **$220,513** | **$208,717** | **$195,843** | **$191,697** | **$187,287** | **$182,266** | **$176,669** | **$170,877** | **$164,870** |
| | Total - Principal & Interest | | | | T | **$576,010** | **$585,513** | **$583,717** | **$315,843** | **$316,697** | **$317,287** | **$322,266** | **$321,669** | **$320,877** | **$314,870** |
| | (522) Sewer Debt Reserve Fund | | | | | | | | | | | | | | |
| *OPWC* | OPWC State Issue I Loan - 0% | 1/16/2008 | OPWC | 0.00% | B | *$325,000* | *$300,000* | *$275,000* | *$250,000* | *$225,000* | *$200,000* | *$175,000* | *$150,000* | *$125,000* | *$100,000* |
| *St.Is.I* | Woodlawn Ave.Imp.Prj.-OPWC Loan | $500,000 | Issue I Loan | 07/01/20xx | P-B | $12,500 | $12,500 | $12,500 | $12,500 | $12,500 | $12,500 | $12,500 | $12,500 | $12,500 | $12,500 |
| | - Final Payment in 2029 | 2008 Project | | 01/01/20xx | P-B | $12,500 | $12,500 | $12,500 | $12,500 | $12,500 | $12,500 | $12,500 | $12,500 | $12,500 | $12,500 |
| | ***Funded from 520 Sewer Revenues in Rates.*** | | Maturity Date-> | ***12/01/2029*** | R-C | *0.0000%* | *0.0000%* | *0.0000%* | *0.0000%* | *0.0000%* | *0.0000%* | *0.0000%* | *0.0000%* | *0.0000%* | *0.0000%* |
| | ***0% Interest Loan. Funded from 520 Sewer Rev. in Rates.*** | | | | | | | | | | | | | | |
| *OPWC* | OPWC State Issue II Loan - 0% | 07/01/2000 | OPWC | 0.00% | B | *$14,738* | *$11,053* | *$7,369* | *$3,685* | *$0* | *$0* | *$0* | *$0* | *$0* | *$0* |
| *St.Is.II* | Railroad St.-Sewer Separation Project | $73,686 | Issue II Loan | 07/01/20xx | P-B | $1,843 | $1,842 | $1,842 | $1,843 | $0 | $0 | $0 | $0 | $0 | $0 |
| | - Final Payment in 2020 | 2000 Project | | 01/01/20xx | P-B | $1,842 | $1,842 | $1,842 | $1,842 | $0 | $0 | $0 | $0 | $0 | $0 |
| | ***0% Interest Loan. Funded from 520 Sewer Rev. in Rates.*** | | Maturity Date-> | ***12/01/2020*** | R-C | *0.0000%* | *0.0000%* | *0.0000%* | *0.0000%* | *0.0000%* | *0.0000%* | *0.0000%* | *0.0000%* | *0.0000%* | *0.0000%* |
| | | | WPCLF | | | | | | | | | | | | |
| *WPCLF* | WPCLF (EPA) Low Interest Loan | 10/30/2008 | Low Int.Loan | 1.0000% | B | *$5,874,191* | *$5,509,329* | *$5,140,810* | *$4,768,596* | *$4,392,650* | *$4,012,935* | *$3,629,414* | *$3,242,048* | *$2,850,799* | *$2,455,627* |
| *LOAN* | WWT EQ Basin Improvement Project | $8,002,845 | <-Original | 07/01/20xx | P-B | $181,976 | $183,800 | $185,643 | $187,504 | $189,384 | $191,282 | $193,200 | $195,137 | $197,093 | $199,069 |
| *Fed-EPA* | - Final Payment in 2030 | **$7,644,894** | **<-Final Loan** | 01/01/20xx | P-B | $182,886 | $184,719 | $186,571 | $188,442 | $190,331 | $192,239 | $194,166 | $196,112 | $198,079 | $200,064 |
| *Adm.by* | ***Funded from 520 Sewer Rev. in Rates.*** | | | 07/01/20xx | I-B | $29,371 | $27,547 | $25,704 | $23,843 | $21,963 | $20,065 | $18,147 | $16,210 | $14,254 | $12,278 |
| *State-OH* | ***Variations in Interest Payments and Rate % due to rounding.*** | | | 01/01/20xx | I-B | $28,461 | $26,627 | $24,776 | $22,905 | $21,016 | $19,108 | $17,181 | $15,235 | $13,269 | $11,283 |
| | ***State of Ohio Administrates Loan Through OWDA.*** | | Maturity Date-> | ***12/01/2030*** | R-C | *1.0000%* | *1.0000%* | *1.0000%* | *1.0000%* | *1.0000%* | *1.0000%* | *1.0000%* | *1.0000%* | *1.0000%* | *1.0000%* |
| | | | | | R-N | *0.9845%* | *0.9833%* | *0.9819%* | *0.9803%* | *0.9784%* | *0.9762%* | *0.9734%* | *0.9699%* | *0.9654%* | *0.9595%* |
| | Sub-Total (522) Sewer Debt Reserve Fund | | | | | | | | | | | | | | |
| | Beginning Balance | | | | B | ***$6,213,929*** | ***$5,820,382*** | ***$5,423,179*** | ***$5,022,281*** | ***$4,617,650*** | ***$4,212,935*** | ***$3,804,414*** | ***$3,392,048*** | ***$2,975,799*** | ***$2,555,627*** |
| | Principal - 522.8800.58400 Principal Payment - Federal & State Loans | | | | P-B | **$28,685** | **$28,684** | **$28,684** | **$28,685** | **$25,000** | **$25,000** | **$25,000** | **$25,000** | **$25,000** | **$25,000** |
| | Principal - 522.8800.58470 Principal Payment - Federal EPA (WPCLF) Loans | | | | P-B | **$364,862** | **$368,519** | **$372,214** | **$375,946** | **$379,715** | **$383,521** | **$387,366** | **$391,249** | **$395,172** | **$399,133** |
| | Interest - 522.8800.58970 Interest Payment - Federal EPA (WPCLF) Loans | | | | I-B | **$57,832** | **$54,174** | **$50,480** | **$46,748** | **$42,979** | **$39,173** | **$35,328** | **$31,445** | **$27,523** | **$23,561** |
| | Total - Principal & Interest | | | | T | **$451,379** | **$451,377** | **$451,378** | **$451,379** | **$447,694** | **$447,694** | **$447,694** | **$447,694** | **$447,695** | **$447,694** |

## CITY OF NAPOLEON, OHIO - 2016 ACTUAL & (2017 to 2048) PROJECTED - DEBT AMORTIZATION SCHEDULE by FUND (Revised 11/09/2016)

| Funding Type / Project ID No. | *Listing by Funding Source Order:* (Fund) Number & Name Description of Bond | Original Issue Date/ Principal $ Cnty.Asmt.Cd. | Current Debt Issue Date/ Net Issue $ Day Basis | Coupon Int.% Int.$-Int.Prm.$ Net Int.$ & % Maturity Date | | Prior Budget Year 2016 | Current Budget Year 2017 | Projected Budget Year 2018 | Projected Budget Year 2019 | Projected Budget Year 2020 | Projected Budget Year 2021 | Projected Budget Year 2022 | Projected Budget Year 2023 | Projected Budget Year 2024 | Projected Budget Year 2025 |
|---|---|---|---|---|---|---|---|---|---|---|---|---|---|---|---|
| | **(523) Sewer OWDA Bond Retirement** | | | | | | | | | | | | | | |
| *OWDA* | OWDA Water Infstr.Imp., Series 2005 | 07/28/2005 | Fixed | | | | | | | | | | | | |
| *City Shr.* | N.Pnt.Sewer Infra.Prjs.(OWDA) - 57.61% | $815,401 | Interest Rate | 4.4900% | B | *$827,658* | *$756,045* | *$681,180* | *$602,917* | *$521,100* | *$435,568* | *$346,153* | *$252,678* | *$154,960* | *$52,804* |
| *Partially* | E.Mmee Sw&Pmp.Stn.(OWDA)- 42.39% | $600,000 | Org.Issue $ | 07/01/20xx | P-B | $35,409 | $37,017 | $38,697 | $40,454 | $42,291 | $44,211 | $46,219 | $48,317 | $50,511 | $52,804 |
| *Assessed* | - Final Payment in 2025 | | $1,415,401 | 01/01/20xx | P-B | $36,204 | $37,848 | $39,566 | $41,363 | $43,241 | $45,204 | $47,256 | $49,402 | $51,645 | $0 |
| | ***Debt listed is Partially Assessed, to Property Owners.*** | | | 07/01/20xx | I-B | $16,553 | $15,121 | $13,624 | $12,058 | $10,422 | $8,712 | $6,923 | $5,054 | $3,099 | $1,056 |
| | ***Balance Funded from the City.*** | | | 01/01/20xx | I-B | $15,845 | $14,381 | $12,850 | $11,249 | $9,576 | $7,827 | $5,999 | $4,087 | $2,089 | $0 |
| | ***Funded from 520 Sewer Revenues in Rates.*** | | Maturity Date-> | ***07/01/2025*** | R-C | *4.4900%* | *4.4900%* | *4.4900%* | *4.4900%* | *4.4900%* | *4.4900%* | *4.4900%* | *4.4900%* | *4.4900%* | *4.4900%* |
| | ***Variations in Interest Payments and Rate % due to rounding.*** | | | | R-N | *3.9144%* | *3.9021%* | *3.8865%* | *3.8657%* | *3.8377%* | *3.7971%* | *3.7330%* | *3.6176%* | *3.3480%* | *1.9998%* |
| | Sub-Total (523) Sewer OWDA Bond Retirement | | | | | | | | | | | | | | |
| | Beginning Balance | | | | B | ***$827,658*** | ***$756,045*** | ***$681,180*** | ***$602,917*** | ***$521,100*** | ***$435,568*** | ***$346,153*** | ***$252,678*** | ***$154,960*** | ***$52,804*** |
| | Principal - 523.8600.58200 Principal Payment - OWDA Bonds | | | | P-B | $71,613 | $74,865 | $78,263 | $81,817 | $85,532 | $89,415 | $93,475 | $97,719 | $102,156 | $52,804 |
| | Interest - 523.8600.58700 Interest Payment - OWDA Bonds | | | | I-B | $32,398 | $29,502 | $26,474 | $23,307 | $19,998 | $16,539 | $12,922 | $9,141 | $5,188 | $1,056 |
| | Total - Principal & Interest | | | | T | $104,011 | $104,367 | $104,737 | $105,124 | $105,530 | $105,954 | $106,397 | $106,860 | $107,344 | $53,860 |
| | GRAND TOTALS - ALL CITY DEBT | | | | | | | | | | | | | | |
| | Beginning Year Balance (OUTSTANDING PRINCIPAL) | | | | B | ***$22,644,785*** | ***$21,328,644*** | ***$33,153,379*** | ***$31,801,652*** | ***$30,211,731*** | ***$28,717,322*** | ***$27,195,453*** | ***$25,639,818*** | ***$24,045,109*** | ***$22,416,000*** |
| | NOTE PRINCIPAL - Paid Down, Rolled Into Next Year, or Rolled Into Bonds | | | | P-N | $2,500,000 | $3,900,000 | $0 | $0 | $0 | $0 | $0 | $0 | $0 | $0 |
| | BOND or LOAN PRINCIPAL - Paid Down or Off | | | | P-B | $1,316,142 | $1,325,265 | $1,351,727 | $1,589,921 | $1,494,409 | $1,521,869 | $1,555,635 | $1,594,710 | $1,629,109 | $1,518,424 |
| | *SUB-TOTAL - PRINCIPAL BONDS & NOTES* | | | | *T* | ***$3,816,142*** | ***$5,225,265*** | ***$1,351,727*** | ***$1,589,921*** | ***$1,494,409*** | ***$1,521,869*** | ***$1,555,635*** | ***$1,594,710*** | ***$1,629,109*** | ***$1,518,424*** |
| | BOND INTEREST - Paid on Debt | | | | I-B | $573,401 | $534,847 | $495,398 | $623,883 | $585,492 | $551,787 | $516,877 | $480,690 | $442,885 | $403,877 |
| | NOTE INTEREST - Paid on Debt | | | | I-N | $31,164 | $33,925 | $0 | $0 | $0 | $0 | $0 | $0 | $0 | $0 |
| | *SUB-TOTAL - INTEREST BONDS & NOTES* | | | | *T* | ***$604,565*** | ***$568,772*** | ***$495,398*** | ***$623,883*** | ***$585,492*** | ***$551,787*** | ***$516,877*** | ***$480,690*** | ***$442,885*** | ***$403,877*** |
| | GRAND TOTAL - ANNUAL DEBT PAYMENTS - Principal & Interest | | | | T | $4,420,707 | $5,794,037 | $1,847,125 | $2,213,804 | $2,079,901 | $2,073,656 | $2,072,512 | $2,075,400 | $2,071,994 | $1,922,301 |
| | *(Grand Total Includes Rolling of NOTE Principal)* | | | | | | | | | | | | | | |

*CODE DESCRIPTIONS:*

- B = Balance of Outstanding Principal Both NOTES and BONDS by Year
- P-N = Principal of NOTES Rolled, or Amount Paid Down on Balance by Year
- P-B = Principal of BONDS or LOANS Paid Down on Balance by Year
- I-B = Annual Interest Paid on BOND Debt by Year
- I-N = Annual Interest Paid on NOTE Debt by Year
- R-C = Coupon Rate of Interest Paid by Year - Both NOTES and BONDS (Less Premiums for NOTES)
- R-N = Net Rate of Interest Paid by Year to Outstanding Principal, Including Advanced Premiums and Other Costs
- T = Total of Both Principal and Interest Paid by Year

## CITY OF NAPOLEON, OHIO - 2016 ACTUAL & (2017 to 2048) PROJECTED - DEBT AMORTIZATION SCHEDULE by FUND (Revised 11/09/2016)

| Funding Type / Project ID No. | *Listing by Funding Source Order:* (Fund) Number & Name Description of Bond | Original Issue Date/ Principal $ Cnty.Asmt.Cd. | Current Debt Issue Date/ Net Issue $ Day Basis | Coupon Int.% Int.$-Int.Prm.$ Net Int.$ & % Maturity Date | Prior Budget Year 2016 | Current Budget Year 2017 | Projected Budget Year 2018 | Projected Budget Year 2019 | Projected Budget Year 2020 | Projected Budget Year 2021 | Projected Budget Year 2022 | Projected Budget Year 2023 | Projected Budget Year 2024 | Projected Budget Year 2025 |
|---|---|---|---|---|---|---|---|---|---|---|---|---|---|---|
| **CITY OF NAPOLEON, OHIO - DEBT PAYMENTS "PROJECTED" NET SOURCE FUNDING OF ORIGINATION by FUND (Revised 11/09/2016)** | | | | | | | | | | | | | | |
| FUND# | SOURCE FUND FUND / PROJECT'S DESCRIPTION | DEBT FUNDING - ORIGINAL SOURCE | | | | | | | | | | | | |
| 203 | **Municipal 100% MV Lic.Tax Fund** | *Sources - Vehicle License Tax Fees* | | | | | | | | | | | | |
| | Hobson & Reynolds St.Imps.OPWC | TR-TO, 310 SA Bond Ret.Fund | | | $12,351 | $12,351 | $0 | $0 | $0 | $0 | $0 | $0 | $0 | $0 |
| Total - | **203 Municipal 100% MV Lic.Tax Fund** | | | | **$12,351** | **$12,351** | **$0** | **$0** | **$0** | **$0** | **$0** | **$0** | **$0** | **$0** |
| 278 | **Court Special Projects Fund** | *Sources - Court Fines, Fees* | | | | | | | | | | | | |
| | New Court Purchase & Renovations | Direct from Fund Sources | | | $65,726 | $69,376 | $67,750 | $66,000 | $69,000 | $66,800 | $64,600 | $67,400 | $65,000 | $67,600 |
| Total - | **278 Court Special Projects Fund** | | | | **$65,726** | **$69,376** | **$67,750** | **$66,000** | **$69,000** | **$66,800** | **$64,600** | **$67,400** | **$65,000** | **$67,600** |
| 300 | **General Bond Retirement Fund** | *Sources - Transfers-In & NOTE Premiums* | | | | | | | | | | | | |
| | Water Plant "Rebuild" Capital Project | NOTE Premium on NOTE Sale | | | $19,125 | $3,550 | $0 | $0 | $0 | $0 | $0 | $0 | $0 | $0 |
| | Water Plant "Rebuild" Capital Project | NOTE Premium on NOTE Sale | | | $0 | $476 | $0 | $0 | $0 | $0 | $0 | $0 | $0 | $0 |
| | Northcrest Drive Rebuild Street Bonds | TR-IN, See 400 CIP Fund | | | $0 | $0 | $0 | $0 | $0 | $0 | $0 | $0 | $0 | $0 |
| | Melody Ln.& SR424 Street Projects | TR-IN, See 400 CIP Fund | | | $0 | $0 | $0 | $0 | $0 | $0 | $0 | $0 | $0 | $0 |
| Total - | **300 General Bond Retirement Fund** | | | | **$19,125** | **$4,026** | **$0** | **$0** | **$0** | **$0** | **$0** | **$0** | **$0** | **$0** |
| 310 | **SA Bond Retirement Fund** | *Sources - Special Assessments & Transfers-In* | | | | | | | | | | | | |
| | Front & Jefferson Street Imps. | Direct from Fund Sources | | | $15,885 | $0 | $0 | $0 | $0 | $0 | $0 | $0 | $0 | $0 |
| | Fair, Tyler, Sycamore Street Imps. | Direct from Fund Sources | | | $5,769 | $5,513 | $5,257 | $0 | $0 | $0 | $0 | $0 | $0 | $0 |
| | Hobson & Reynolds Street Imps. | Direct from Fund Sources | | | $12,050 | $16,538 | $15,769 | $0 | $0 | $0 | $0 | $0 | $0 | $0 |
| | Hobson & Reynolds St.Imps.OPWC | TR-IN, See 203 MV 100% Lic.Tax Fund | | | $0 | $0 | $0 | $0 | $0 | $0 | $0 | $0 | $0 | $0 |
| | W. Main, Welsted, Vine Street Imps. | Direct from Fund Sources | | | $2,582 | $2,468 | $2,353 | $2,235 | $2,117 | $0 | $0 | $0 | $0 | $0 |
| | Palmer Ditch Sewer Improvements | Direct from Fund Sources | | | $10,506 | $10,046 | $10,586 | $10,058 | $9,529 | $0 | $0 | $0 | $0 | $0 |
| | Palmer Ditch Sewer Imp. OWSRC | Deferred Assessments Until Due/Collected | | | $0 | $0 | $0 | $0 | $0 | $0 | $0 | $0 | $0 | $0 |
| | NP Sewer Infrastr.Imps. OWSRC | Deferred Assessments Until Due/Collected | | | $10,960 | $0 | $0 | $0 | $0 | $0 | $0 | $0 | $0 | $0 |
| | NP Water Infrastr.Imps. OWSRC | Deferred Assessments Until Due/Collected | | | $3,038 | $0 | $0 | $0 | $0 | $0 | $0 | $0 | $0 | $0 |
| Total - | **310 SA Bond Retirement Fund** | | | | **$60,790** | **$34,565** | **$33,965** | **$12,293** | **$11,646** | **$0** | **$0** | **$0** | **$0** | **$0** |
| 400 | **Capital Improvement Fund** | *Sources - Income Tax & Federal/State Grants* | | | | | | | | | | | | |
| | Northcrest Drive Rebuild Street Bonds | TR-TO, 300 General Bond Ret.Fd. | | | $31,500 | $30,500 | $29,500 | $28,500 | $27,500 | $31,500 | $30,250 | $29,000 | $27,750 | $31,500 |
| | Melody Ln.& SR424 Street Projects | TR-TO, 300 General Bond Ret.Fd. | | | $23,750 | $23,000 | $22,250 | $21,500 | $20,750 | $25,000 | $24,000 | $23,000 | $22,000 | $21,000 |
| Total - | **400 Capital Improvement Fund** | | | | **$55,250** | **$53,500** | **$51,750** | **$50,000** | **$48,250** | **$56,500** | **$54,250** | **$52,000** | **$49,750** | **$52,500** |
| 510 | **Water Revenue Fund** | *Sources - Utility Service Charges* | | | | | | | | | | | | |
| | MIEX System Only (67.74% Share) | Direct from Fund Sources | | | $176,023 | $178,733 | $181,036 | $179,528 | $178,025 | $176,383 | $177,987 | $179,313 | $180,185 | $177,382 |
| | Water Tower & Lines (32.26% Share) | Direct from Fund Sources | | | $83,821 | $85,111 | $86,208 | $85,490 | $84,775 | $83,992 | $84,756 | $85,387 | $85,803 | $84,468 |
| | W.Wash.&Avon Imp.Prj.-Water (64%) & Woodlawn Av.Rcnst.Prj.-Water(36%) | Direct from Fund Sources | | | $50,758 | $50,308 | $54,820 | $54,120 | $58,120 | $56,870 | $55,620 | $54,370 | $53,120 | $51,870 |
| | Water Intake Construction Project | TR-TO, 512 Water Debt Reserve Fund | | | $133,500 | $133,000 | $132,250 | $131,250 | $0 | $0 | $0 | $0 | $0 | $0 |
| | Wauseon Reservoir Raw Waterline Prj. | TR-TO, 512 Water Debt Reserve Fund | | | $77,070 | $79,820 | $77,344 | $79,870 | $77,170 | $79,094 | $75,764 | $77,432 | $78,844 | $0 |
| | Malinta Waterline Build Project | TR-TO, 513 Water OWDA Bond Ret.Fund | | | $20,838 | $0 | $0 | $0 | $0 | $0 | $0 | $0 | $0 | $0 |
| | N.Pointe Water Main Infrastucture | TR-TO, 513 Water OWDA Bond Ret.Fund | | | $22,016 | $22,091 | $22,170 | $22,251 | $22,338 | $22,427 | $22,521 | $22,619 | $22,721 | $11,401 |
| | Water Plant "Rebuild" Capital Project | TR-TO, 519 Water Plant Ren.&Imp.Fund | | | $12,039 | $29,899 | $0 | $170,500 | $165,599 | $160,648 | $155,648 | $150,598 | $145,497 | $140,346 |
| Total - | **510 Water Revenue Fund** | | | | **$576,065** | **$578,962** | **$553,828** | **$723,010** | **$586,027** | **$579,414** | **$572,297** | **$569,719** | **$566,170** | **$465,467** |

## CITY OF NAPOLEON, OHIO - 2016 ACTUAL & (2017 to 2048) PROJECTED - DEBT AMORTIZATION SCHEDULE by FUND (Revised 11/09/2016)

| Funding Type / Project ID No. | Listing by Funding Source Order: (Fund) Number & Name / Description of Bond | Original Issue Date/ Principal $ / Cnty.Asmt.Cd. | Current Debt Issue Date/ Net Issue $ / Day Basis | Coupon Int.% Int.$-Int.Prm.$ Net Int.$ & % / Maturity Date | Prior Budget Year 2016 | Current Budget Year 2017 | Projected Budget Year 2018 | Projected Budget Year 2019 | Projected Budget Year 2020 | Projected Budget Year 2021 | Projected Budget Year 2022 | Projected Budget Year 2023 | Projected Budget Year 2024 | Projected Budget Year 2025 |
|---|---|---|---|---|---|---|---|---|---|---|---|---|---|---|
| 512 | **Water Debt Reserve Fund** | *Sources - Fund Transfers-In* | | | | | | | | | | | | |
| | Water Intake Construction Project | TR-IN, See 510 Water Fund | | | | | | | | | | | | |
| | Wauseon Reservoir Raw Waterline Prj. | TR-IN, See 510 Water Fund | | | | | | | | | | | | |
| Total - | **512 Water Debt Reserve Fund** | | | | $0 | $0 | $0 | $0 | $0 | $0 | $0 | $0 | $0 | $0 |
| 513 | **Water OWDA Bond Ret. Fund** | *Sources - Fund Transfers-In* | | | | | | | | | | | | |
| | Malinta Waterline Build Project | TR-IN, See 510 Water Fund | | | | | | | | | | | | |
| | N.Pointe Water Main Infrastucture | TR-IN, See 510 Water Fund | | | | | | | | | | | | |
| Total - | **513 Water OWDA Bond Ret. Fund** | | | | $0 | $0 | $0 | $0 | $0 | $0 | $0 | $0 | $0 | $0 |
| 519 | **Water Plant Ren.& Imp.Prj.Fund** | *Sources - Transfers-In, NOTE & BOND Sales* | | | | | | | | | | | | |
| | Water Plant "Rebuild" Capital Project | NOTE Sale | | | $2,500,000 | $3,900,000 | $0 | $490,155 | $495,057 | $500,007 | $505,008 | $510,058 | $515,158 | $520,310 |
| | Water Plant "Rebuild" Capital Project | TR-IN, See 510 Water Fund | | | | | | | | | | | | |
| Total - | **519 Water Plant Ren.& Prj.Fund** | *Totals for 2016 - 2018 Include NOTE Roll-over $->* | | | $2,500,000 | $3,900,000 | $0 | $490,155 | $495,057 | $500,007 | $505,008 | $510,058 | $515,158 | $520,310 |
| 520 | **Sewer Revenue Fund** | *Sources - Utility Service Charges* | | | | | | | | | | | | |
| | Clairmont & Haley Cmb.Revenue Debt | Direct from Fund Sources | | | $58,600 | $63,100 | $62,475 | $61,850 | $61,225 | $60,538 | $64,850 | $63,800 | $62,750 | $61,700 |
| | 1998 Sewer Refunding(WWT Plant Exp)-Sewer (53%) & | | | | | | | | | | | | | |
| | Woodlawn Av.Rcnst.Prj.-Sewer(47%) | Direct from Fund Sources | | | $368,830 | $375,580 | $371,156 | $105,830 | $109,230 | $107,430 | $105,630 | $108,830 | $106,830 | $104,830 |
| | Recovery Zone Economic Development Bonds (RZEDB, Federal Taxable Bonds) | | | | | | | | | | | | | |
| | W.Washington & Avon Imp. Prj. | Direct from Fund Sources | | | $148,580 | $146,833 | $150,086 | $148,163 | $146,242 | $149,319 | $151,786 | $149,039 | $151,297 | $148,340 |
| | Woodlawn Ave.Imp.Prj.-OPWC Loan | TR-TO, 522 Sewer Debt Reserve | | | $25,000 | $25,000 | $25,000 | $25,000 | $25,000 | $25,000 | $25,000 | $25,000 | $25,000 | $25,000 |
| | Railroad St.-Sewer Separation Project | TR-TO, 522 Sewer Debt Reserve | | | $3,685 | $3,684 | $3,684 | $3,685 | $0 | $0 | $0 | $0 | $0 | $0 |
| | WWT EQ Basin Improvement Project | TR-TO, 522 Sewer Debt Reserve | | | $422,694 | $422,693 | $422,694 | $422,694 | $422,694 | $422,694 | $422,694 | $422,694 | $422,695 | $422,694 |
| | N.Pointe Sewer Infra.Prjs.(OWDA) & | | | | | | | | | | | | | |
| | E.Mmee Sw&Pmp.Stn.(OWDA)- 42.39% | TR-TO 523, Sewer OWDA Bond Ret.Fund | | | $89,801 | $90,157 | $90,527 | $90,914 | $91,320 | $91,744 | $92,187 | $92,650 | $93,134 | $39,650 |
| | NOTE: Totals Listed is Gross Debt, Excludes Assessment Credit to 523 Fund. | | | | | | | | | | | | | |
| Total - | **520 Sewer Revenue Fund** | | | | $1,117,190 | $1,127,047 | $1,125,622 | $858,136 | $855,711 | $856,725 | $862,147 | $862,013 | $861,706 | $802,214 |
| 522 | **Sewer Debt Reserve Fund** | *Sources - Transfers-In* | | | | | | | | | | | | |
| | Woodlawn Ave.Imp.Prj.-OPWC Loan | TR-IN, See 520 Sewer Fund | | | | | | | | | | | | |
| | Railroad St.-Sewer Separation Project | TR-IN, See 520 Sewer Fund | | | | | | | | | | | | |
| | WWT EQ Basin Improvement Project | TR-IN, See 520 Sewer Fund | | | | | | | | | | | | |
| Total - | **522 Sewer Debt Reserve Fund** | | | | $0 | $0 | $0 | $0 | $0 | $0 | $0 | $0 | $0 | $0 |
| 523 | **Sewer OWDA Bond Ret. Fund** | *Sources - Special Assessments & Transfers-In* | | | | | | | | | | | | |
| | N.Pnt.Sewer Infra.Prjs.(OWDA) - 57.61% | | | | | | | | | | | | | |
| | E.Mmee Sw&Pmp.Stn.(OWDA)- 42.39% | Direct SA Sources & TR-IN, See 520 Sewer | | | $14,210 | $14,210 | $14,210 | $14,210 | $14,210 | $14,210 | $14,210 | $14,210 | $14,210 | $14,210 |
| | NOTE: Totals in 520 TR-IN is Gross Debt, Excludes Assessment Credit to 523 Fund. | | | | | | | | | | | | | |
| Total - | **523 Sewer OWDA Bond Ret. Fund** | | | | $14,210 | $14,210 | $14,210 | $14,210 | $14,210 | $14,210 | $14,210 | $14,210 | $14,210 | $14,210 |
| | **TOTAL - NET SOURCE FUNDING BY FUND** | | | | $4,420,707 | $5,794,037 | $1,847,125 | $2,213,804 | $2,079,901 | $2,073,656 | $2,072,512 | $2,075,400 | $2,071,994 | $1,922,301 |
| | ***(Totals Include Rolling of NOTE Principal on certain project.)*** | | | | ========== | ========== | ========== | ========== | ========== | ========== | ========== | ========== | ========== | ========== |

TAB

# CIP
# Capital Improvement
# Program Summary

**SUMMARY BY FUNDING SOURCE!**

**"2017 CIP & Major Contract Listing"**

**2017 APPROPRIATION BUDGET - CAPITAL IMPROVEMENT PROGRAM & MAJOR CONTRACT LISTING**

| Department / Category<br>Item Description | # of Un. | >$1,000 MAJOR CONTRACTS & OTHER SERVS. | 57000's MACHINERY & EQUIPMENT | 57200's BUILDINGS& IMPRVMNTS. | 2017 TOTAL REQUESTS | OTHER FUNDS AS LISTED OTHER COMMENTS | ACCOUNT NUMBER |
|---|---|---|---|---|---|---|---|
| **1100 CITY COUNCIL/LEGISLATIVE** | | | | | | | |
| *Major Contracts:* | | | | | | | |
| - OML Membership & OML Lobby Services | -- | 1,500 | | | 1,500 | <- 100 GENERAL FUND | <- 100.1100.52010 Memberships and Dues |
| - Strategic Plan Consultant | -- | 10,000 | | | 10,000 | <- 100 GENERAL FUND | <- 100.1100.53350 Service Fees-Consultation |
| *Improvements-Buildings & Properties:* | | | | | | | |
| - New Monument Entrance Signs to the City | | | | 20,000 | 20,000 | Monument Entrance Signs to City | <- 400.1100.57200 Buildings & Improvements |
| **Total - 1100 City Council/Legislative** | | **11,500** | **0** | **20,000** | **31,500** | | |
| **1300 CITY MANAGER/ADMIN.** | | | | | | | |
| *Major Contracts:* | | | | | | | |
| - Professional Services (Undefined) | -- | 5,000 | | | 5,000 | <- 100 GENERAL FUND | <- 100.1900.53300 Service Fees-Professional Services |
| - County FEMA (Emergency Management Center) | -- | 8,080 | | | 8,080 | <- 100 GENERAL FUND | <- 100.1900.53417 County-FEMA-Share |
| - Senior Center (Miscellaneous Maintenance) | -- | 1,000 | | | 1,000 | <- 100 GENERAL FUND | <- 100.1900.53470 Contracts-Senior Center |
| - School Contract for NCTV | -- | 18,000 | | | 18,000 | <- 100 GENERAL FUND | <- 100.1900.53480 Contracts-Schools |
| - Cnt.Bld.Maint.(Fire Ext., Pest, HVAC, Misc.) | -- | 4,250 | | | 4,250 | <- 100 GENERAL FUND | <- 100.1900.53610 Contract Maintenance-Buildings |
| **- Insurances-Property & Casualty ($133,300) -** | | | | | | | |
| - Insurance-Property & Casualty (Various Funds) | -- | 131,500 | | | 131,500 | <- VARIOUS FUNDS | <- 100-600.1100-6420.53700 Insurance & Bonding |
| - State of Ohio, UST Ins.for Underground Storage Tanks | -- | 1,800 | | | 1,800 | <- 100 GENERAL FUND | <- 100.1900.53700 Insurance & Bonding |
| *Improvements-Buildings & Properties:* | | | | | | | |
| - Metal Entrance Doors w/Frames-City Building West | -- | | | 6,900 | 6,900 | Metal Frame Entrance Doors | <- 400.1300.57200 Buildings & Improvements |
| - Pave City Building Parking Lot | -- | | | 95,000 | 95,000 | Pave City Building Parking Lot | <- 400.1300.57200 Buildings & Improvements |
| **Total - 1300 City Manager/Admin.** | | **169,630** | **0** | **101,900** | **271,530** | | |
| **1370 CITY MANAGER/HUMAN RESOUCES** | | | | | | | |
| *Major Contracts:* | | | | | | | |
| - AAP & Nextivia-Personnel Software | -- | 1,000 | | | 1,000 | <- 100 GENERAL FUND | <- 100.1370.53210 Serv.Cnt.-Computer Software |
| - EAP-Employee Assistance Program (Symmetry) | -- | 2,300 | | | 2,300 | <- 100 GENERAL FUND | <- 100.1900.53300 Service Fees-Professional Services |
| - Drug & Alcohol Testing (Henry Co.Hospital) | -- | 2,000 | | | 2,000 | <- 100 GENERAL FUND | <- 100.1900.53300 Service Fees-Professional Services |
| - Flexible Spending Adm.Srv. (WageWorks) | -- | 2,200 | | | 2,200 | <- 295 IRS 125 EMPLOYE BEN.PL.FU | <- 295.1900.53300 Service Fees-Professional |
| **Total - 1370 City Manager/Human Resources** | | **7,500** | **0** | **0** | **7,500** | | |
| **1400 LAW DIRECTOR/ADMIN.** | | | | | | | |
| *Major Contracts:* | | | | | | | |
| **- Contracted Legal & Codified Services ($67,600) -** | | | | | | | |
| - Contracted Legal Services (Negotiations & Labor) | -- | 7,100 | | | 7,100 | <- 100 GENERAL FUND | <- 100.1370.53350 Service Fees-Consultation Fees |
| - Contracted Legal Services (Prosecutor & Undefined) | -- | 50,000 | | | 50,000 | <- 100 GENERAL FUND | <- 100.1400.53350 Service Fees-Legal Expense |
| - Contracted Legal Services (Undefined) | -- | 3,000 | | | 3,000 | <- 100 GENERAL FUND | <- 100.1900.53300 Service Fees-Professional Services |
| - City Codified Code Services & C50Web Hosting | -- | 6,500 | | | 6,500 | <- 100 GENERAL FUND | <- 100.1900.53300 Service Fees-Professional Services |
| - Contracted Legal Services (Undefined) | -- | 1,000 | | | 1,000 | Contracted Outside Legal Services | <- 520.6300.53360 Service Fees-Legal Expense |
| **- Legal-Bond Counsel ($15,500) -** | | | | | | | |
| - Bond Counsel Services | -- | 2,500 | | | 2,500 | <- 100 GENERAL FUND | <- 100.1900.53361 Serv.Fees-Bond Counsel |
| - Bond Counsel Services | -- | 1,000 | | | 1,000 | Bond Counsel Services | <- 510.6200.53361 Serv.Fees-Bond Counse1 |
| - Bond Counsel Services | -- | 10,000 | | | 10,000 | Bond Counsel Services | <- 519.6200.53361 Serv.Fees-Bond Counse1 |
| - Bond Counsel Services | -- | 2,000 | | | 2,000 | Bond Counsel Services | <- 520.6300.53361 Serv.Fees-Bond Counse1 |
| *Machinery and Equipment:* | | | | | | | |
| - Computers & Machine Upgrades ($2,000/Un) | 1 | | 2,000 | | 2,000 | Comp. & Monitor Upgrades | <- 400.1400.57000 Machinery & Equipment |
| **Total - 1400 Law Director/Admin.** | | **83,100** | **2,000** | **0** | **85,100** | | |

| SUMMARY BY FUNDING SOURCE! | | 2017 APPROPRIATION BUDGET - CAPITAL IMPROVEMENT PROGRAM & MAJOR CONTRACT LISTING | | | | | |
|---|---|---|---|---|---|---|---|
| "2017 CIP & Major Contract Listing" | | >$1,000 | | | | | |
| Department / Category<br>Item Description | # of Un. | MAJOR CONTRACTS & OTHER SERVS. | 57000's MACHINERY & EQUIPMENT | 57200's BUILDINGS& IMPRVMNTS. | 2017 TOTAL REQUESTS | OTHER FUNDS AS LISTED OTHER COMMENTS | ACCOUNT NUMBER |
| **1500 FINANCE/ADMINISTRATIVE** | | | | | | | |
| *Major Contracts:* | | | | | | | |
| - Annual Application Software Sup.(CMI & Others) | -- | 15,890 | | | 15,890 | <- 100 GENERAL FUND | <- 100.1500.53210 Serv.Cnt.-Computer Software |
| - CAFR Report Preparation & Submission | -- | 19,500 | | | 19,500 | <- 100 GENERAL FUND | <- 100.1500.53300 Service Fees-Professional Services |
| - Investment Advisor & Portfolio Management Services | -- | 14,600 | | | 14,600 | <- 100 GENERAL FUND | <- 100.1500.53350 Serv.Fees-Consultation |
| - Annual Audit, Auditor of State of Ohio | -- | 34,000 | | | 34,000 | <- 100 GENERAL FUND | <- 100.1500.53420 Audit Services-State of Ohio |
| **- Postage Machines Rental ($4,680) -** | | | | | | | |
| - Postage Machine Rental | -- | 3,000 | | | 3,000 | <- 100 GENERAL FUND | <- 100.1800.53250 Rents and Leases |
| - Postage Machine Rental | -- | 1,680 | | | 1,680 | <- 100 GENERAL FUND | <- 100.1900.53250 Rents and Leases |
| **- Legal Advertising ($14,000) -** | | | | | | | |
| - Legal Advrtng. w/NWS & Creasant, Other on Vacncy. | -- | 6,000 | | | 6,000 | <- 100 GENERAL FUND | <- 100.1370.53810 Legal Advertising |
| - Legal Pub.& Advrtng. w/NWS & Creasant, Other | -- | 8,000 | | | 8,000 | <- 100 GENERAL FUND | <- 100.1500.53810 Legal Advertising |
| **- Bank Servicing Fees ($14,550) -** | | | | | | | |
| - Bank Servicing Charges (Credit Card, Services,Etc.) | -- | 1,700 | | | 1,700 | <- 100 GENERAL FUND | <- 100.1800.53300 Service Fees-Professional Services |
| - Bank Servicing Charges (Credit Card, Services,Etc.) | -- | 10,400 | | | 10,400 | <- 100 GENERAL FUND | <- 100.1900.53900 Bank Servicing Charges |
| - Bank Servicing Charges (Credit Card, Services,Etc.) | -- | 1,700 | | | 1,700 | <- 220 RECREATION LEVY FUND | <- 220.4200.53900 Bank Servicing Charges |
| - Bank Servicing Charges (Credit Card, Services,Etc.) | -- | 750 | | | 750 | <- 220 RECREATION LEVY FUND | <- 220.4400.53900 Bank Servicing Charges |
| **- County Aud., Recorder & Election Exp.($16,800) -** | | | | | | | |
| - County Auditor, Recorder & Election Expense | -- | 14,000 | | | 14,000 | <- 100 GENERAL FUND | <- 100.1900.53410 County Auditors Fees |
| - County Auditor, Recorder & Election Expense | -- | 500 | | | 500 | <- 100 GENERAL FUND | <- 100.1900.53415 County Recorder Fees |
| - County Auditor, Recorder & Election Expense | -- | 1,500 | | | 1,500 | <- 310 SA BOND RETIREMENT FUNI | <- 310.8500.53410 County Auditors Fees |
| - County Auditor, Recorder & Election Expense | -- | 100 | | | 100 | County Auditor, Recorder & Election E | <- 513.8300.53410 County Auditors Fees |
| - County Auditor, Recorder & Election Expense | -- | 700 | | | 700 | County Auditor, Recorder & Election E | <- 523.8600.53410 County Auditors Fees |
| **- Debt Issue Expenses ($6,100) - (Bond Counsel Fees Listed in Legal)** | | | | | | | |
| - Debt Issuance Costs | -- | 0 | | | 0 | Debt Issuance Costs | <- 510.6200.53365 Serv.Fees-Debt Issue Costs |
| - Debt Issuance Costs | -- | 3,300 | | | 3,300 | Debt Issuance Costs | <- 519.6200.53365 Serv.Fees-Debt Issue Costs |
| - Debt Issuance Costs | -- | 2,800 | | | 2,800 | Debt Issuance Costs | <- 520.6300.53365 Serv.Fees-Debt Issue Costs |
| *Machinery and Equipment:* | | | | | | | |
| - PC Software & Hardware (Var.Undefined) | -- | | 500 | | 500 | PC Hardware & Software (Undefined) | <- 400.1500.57000 Machinery & Equipment |
| - Microfilming Records (Annual Program) | -- | | 600 | | 600 | Archiving Records on Microfilm | <- 400.1500.57000 Machinery & Equipment |
| - Office Chairs and Equipment | -- | | 500 | | 500 | Office Chairs and Equipment | <- 400.1500.57000 Machinery & Equipment |
| - Computer and Monitor Upgrades ($1,000/Un) | 1 | | 1,000 | | 1,000 | Computer & Monitor Upgrades (If Neec | <- 400.1500.57000 Machinery & Equipment |
| - FINX Client Server Upgrade for ACH Payments | -- | | 2,500 | | 2,500 | FINX Upgrade for ACH Payments | <- 400.1500.57000 Machinery & Equipment |
| **- CMI Financial Suites Upgrade Project ($41,540) -** | | | | | | | |
| - Authority Payroll Upgrade | -- | | 23,450 | | 23,450 | Upgd.from Client Server to Authority | <- 400.1500.57000 Machinery & Equipment |
| - Authority Fixed Assets Upgrade | -- | | 10,320 | | 10,320 | Upgd.from Client Server to Authority | <- 400.1500.57000 Machinery & Equipment |
| - Authority Forms Upgrade | -- | | 7,770 | | 7,770 | Upgd.from Client Server to Authority | <- 400.1500.57000 Machinery & Equipment |
| **Total - 1500 Finance/Administrative** | | **140,120** | **46,640** | **0** | **186,760** | | |
| **1510 FINANCE/INCOME TAX** | | | | | | | |
| *Major Contracts:* | | | | | | | |
| - Annual Application Software Sup.(CMI & Other) | -- | 10,770 | | | 10,770 | <- 170 INCOME TAX FUND | <- 170.1510.53210 Serv.Cnt.-Computer Software |
| - Various Prof.Serv.(Court Filings, Skip Tracing, Other) | -- | 3,500 | | | 3,500 | <- 170 INCOME TAX FUND | <- 170.1510.53300 Service Fees-Professional Services |
| *Machinery and Equipment:* | | | | | | | |
| - Computer and Monitor Upgrade ($1,000/Un) | 1 | | 1,000 | | 1,000 | <- 170 INCOME TAX FUND | <- 170.1510.57000 Machinery & Equipment |
| - PC Software & Hardware (Var.Undefined) | -- | | 300 | | 300 | <- 170 INCOME TAX FUND | <- 170.1510.57000 Machinery & Equipment |
| **Total - 1510 Finance/Income Tax** | | **14,270** | **1,300** | **0** | **15,570** | | |

| SUMMARY BY FUNDING SOURCE! "2017 CIP & Major Contract Listing" Department / Category Item Description | # of Un. | >$1,000 MAJOR CONTRACTS & OTHER SERVS. | 57000's MACHINERY & EQUIPMENT | 57200's BUILDINGS& IMPRVMNTS. | 2017 TOTAL REQUESTS | OTHER FUNDS AS LISTED OTHER COMMENTS | ACCOUNT NUMBER |
|---|---|---|---|---|---|---|---|
| **2017 APPROPRIATION BUDGET - CAPITAL IMPROVEMENT PROGRAM & MAJOR CONTRACT LISTING** | | | | | | | |
| **1520 FINANCE/UTILITY BILLING** | | | | | | | |
| *Major Contracts:* | | | | | | | |
| - Annual Application Software Sup.(CMI & Others) | -- | 16,160 | | | 16,160 | <- 100 GENERAL FUND | <- 100.1520.53210 Serv.Cnt.-Computer Software |
| - Outsourced Bill Printing & Mailing Services | -- | 10,800 | | | 10,800 | <- 100 GENERAL FUND | <- 100.1520.53300 Service Fees-Professional Services |
| - Computer Hardware Maint.& CMI Help Desk Support | -- | 2,510 | | | 2,510 | <- 100 GENERAL FUND | <- 100.1520.53540 Cnt.Maint.-Computer Hardware |
| **- Collections Servicing Fees ($11,500) -** | | | | | | | |
| - Collections Serv. Fees (Utility Delqnt.Accts.) | -- | 6,000 | | | 6,000 | <- 100 GENERAL FUND | <- 100.1520.53300 Service Fees-Professional Services |
| - Collections Serv. Fees (Misc. Delqnt.Accts.) | -- | 500 | | | 500 | <- 100 GENERAL FUND | <- 100.1900.53300 Service Fees-Professional Services |
| - Collections Serv.Fees (CCA for Income Taxs) | -- | 1,000 | | | 1,000 | <- 170 INCOME TAX FUND | <- 170.1510.53300 Service Fees-Professional Services |
| - Collections Serv. Fees (EMS Bills Delqnt.Accts.) | -- | 4,000 | | | 4,000 | <- 210 EMS TRANSPORT SRV.FUND | <- 210.2200.53300 Service Fees-Professional Services |
| *Machinery and Equipment:* | | | | | | <-(% Allocated by Fund per Item) | |
| - Computer and Monitor Upgrades ($1,000/Un) | 1 | | 1,000 | | 1,000 | Computer and Monitor Upgrades | <- 500-510-520-560-1520.57000 Machinery & Equipment |
| - Laser Printer Upgrade ($2,000/Un) | 1 | | 2,000 | | 2,000 | Laser Printer Upgrade | <- 500-510-520-560-1520.57000 Machinery & Equipment |
| - Miscellaneous Office and Other Equipment | -- | | 1,000 | | 1,000 | Misc. Office and Other Equipment | <- 500-510-520-560-1520.57000 Machinery & Equipment |
| - PC Software & Hardware (Var.Undefined) | -- | | 400 | | 400 | PC Hardware & Software (Undefined) | <- 500-510-520-560-1520.57000 Machinery & Equipment |
| - Replacement Calculators ($200/Un) | 3 | | 600 | | 600 | Replacement Calculators | <- 500-510-520-560-1520.57000 Machinery & Equipment |
| *Improvements-Buildings & Properties:* | | | | | | | |
| -Miscellaneous Undefined Improvements | -- | | | 1,000 | 1,000 | Misc. Undefined Improvements | <- 500-510-520-560-1520.57200 Buildings & Improvemen |
| **Total - 1520 FINANCE/UTILITY BILLING** | | **40,970** | **5,000** | **1,000** | **46,970** | | |
| **1600 SERVICE/INFORMATION SYSTEMS** | | | | | | | |
| *Major Contracts:* | | | | | | | |
| - Alchemy Software Annual Maintenance | -- | 3,500 | | | 3,500 | <- 100 GENERAL FUND | <- 100.1600.53300 Service Fees-Professional Services |
| - Telephone Sys.,Web Host & DSL Serv., Bright Net | -- | 4,500 | | | 4,500 | <- 100 GENERAL FUND | <- 100.1600.53300 Service Fees-Professional Services |
| - Starwind SAN Software Maint.& Support | -- | 4,500 | | | 4,500 | <- 100 GENERAL FUND | <- 100.1600.53300 Service Fees-Professional Services |
| - Outside Contracted Services to Backup MIS | -- | 5,500 | | | 5,500 | <- 100 GENERAL FUND | <- 100.1600.53300 Service Fees-Professional Services |
| - City Website Maintenance from Upgrade | -- | 2,000 | | | 2,000 | <- 100 GENERAL FUND | <- 100.1600.53300 Service Fees-Professional Services |
| **- Copier Maintenance-Perry ProTech ($23,090) -** | | | | | | | |
| - Scanner & Copier Maint.Contract-Perry ProTech | -- | 350 | | | 350 | <- 100 GENERAL FUND | <- 100.1400.53520 Contract Maintenance-Equipment |
| - Scanner & Copier Maint.Contract-Perry ProTech | -- | 7,500 | | | 7,500 | <- 100 GENERAL FUND | <- 100.1700.53520 Contract Maintenance-Equipment |
| - Copier Agreements-Perry ProTech | -- | 1,200 | | | 1,200 | <- 100 GENERAL FUND | <- 100.1800.53520 Cnt.Maint.-Equipment |
| - Copy Machine Maint.-Perry ProTech | -- | 4,540 | | | 4,540 | <- 100 GENERAL FUND | <- 100.1900.53520 Contract Maintenance-Equipment |
| - Copy Machine Maint.-Perry ProTech | -- | 3,000 | | | 3,000 | <- 100 GENERAL FUND | <- 100.2100.53520 Contract Maintenance-Equipment |
| - Copy Machine Maint.-Perry ProTech | -- | 1,000 | | | 1,000 | <- 170 INCOME TAX FUND | <- 170.1510.53520 Contract Maintenance-Equipment |
| - Copy Machine Maint.-Perry ProTech | -- | 700 | | | 700 | <- 200 SCM&R FUND | <- 200.5100.53300 Service Fees-Professional Services |
| - Copy Machine Maint.-Perry ProTech | -- | 1,300 | | | 1,300 | Copy Machine Mnt.-Perry ProTech | <- 500.6110.53300 Services Fees-Professional Services |
| - Copy Machine Maint.-Perry ProTech | -- | 1,000 | | | 1,000 | Copy Machine Mnt.-Perry ProTech | <- 510.6200.53300 Services Fees-Professional Services |
| - Copy Machine Maint.-Perry ProTech | -- | 1,000 | | | 1,000 | Copy Machine Mnt.-Perry ProTech | <- 510.6210.53300 Services Fees-Professional Services |
| - Copy Machine Maint.-Perry ProTech | -- | 1,000 | | | 1,000 | Copy Machine Mnt.-Perry ProTech | <- 520.6300.53520 Contract Maintenance-Equipment |
| - Copy Machine Maint.-Perry ProTech | -- | 500 | | | 500 | Copy Machine Mnt.-Perry ProTech | <- 560.6400.53300 Service Fees-Professional Services |
| *Machinery and Equipment:* | | | | | | | |
| - Computer & Fiber Optic Sup.&Rep. (Var.-Undefined) | -- | | 14,000 | | 14,000 | <- 100 GENERAL FUND | <- 100.1600.54200 Supplies-Operating Materials |
| - Netwk.Cards, Hardrive & Other Eq.(Var.-Undefined) | -- | | 4,000 | | 4,000 | <- 100 GENERAL FUND | <- 100.1600.54500 Supplies-Other Equipment |
| - Small Tools (Various-Undefined) | -- | | 1,000 | | 1,000 | <- 100 GENERAL FUND | <- 100.1600.54700 Supplies-Small Tools |
| - New City Wide Telephone System | -- | | 54,000 | | 54,000 | New City Wide Telephone System | <- 400.1600.57000 Machinery & Equipment |
| - Upgrades to Servers and Storage Arrays | -- | | 4,000 | | 4,000 | Upgrades Servers & Storage Arrays | <- 400.1600.57000 Machinery & Equipment |
| **Total - 1600 Service/IS Systems** | | **43,090** | **77,000** | **0** | **120,090** | | |

**SUMMARY BY FUNDING SOURCE!**

**2017 APPROPRIATION BUDGET - CAPITAL IMPROVEMENT PROGRAM & MAJOR CONTRACT LISTING**

| "2017 CIP & Major Contract Listing"<br>Department / Category<br>Item Description | # of Un. | >$1,000 MAJOR CONTRACTS & OTHER SERVS. | 57000's MACHINERY & EQUIPMENT | 57200's BUILDINGS& IMPRVMNTS. | 2017 TOTAL REQUESTS | OTHER FUNDS AS LISTED OTHER COMMENTS | ACCOUNT NUMBER |
|---|---|---|---|---|---|---|---|
| **1700 ENGINEERING/CITY ENGINEER** | | | | | | | |
| *Major Contracts:* | | | | | | | |
| - CAD License & Support (CAD $1,200/Un) | 3 | 3,600 | | | 3,600 | <- 100 GENERAL FUND | <- 100.1700.53520 Contract Maintenance-Equipment |
| *Machinery and Equipment:* | | | | | | | |
| - Miscellaneous Tools & Equipment (Undefined) | -- | | 2,000 | | 2,000 | Miscellaneous Tools & Equipment | <- 400.1700.57000 Machinery & Equipment |
| - Upgrade Copy Machine | -- | | 8,000 | | 8,000 | Upgrade Copy Machine | <- 400.1700.57000 Machinery & Equipment |
| - New Survey Equipment | -- | | 35,000 | | 35,000 | New Survey Equipment | <- 400.1700.57000 Machinery & Equipment |
| *Improvements-Buildings & Properties:* | | | | | | | |
| **- Engineering Fees-Various Services ($85,500) -** | | | | | | | |
| - Engineering-Contracted Services/Legal (Undefined) | -- | | | 25,000 | 25,000 | <- 100 GENERAL FUND | <- 100.1700.53310 Service Fees-Engineering & Design |
| - Engineering-Special, Appriasal or Easment Serv. | -- | | | 500 | 500 | <- 100 GENERAL FUND | <- 100.1900.53300 Service Fees-Professional |
| - Survey Services (Undefined) | -- | | | 10,000 | 10,000 | Surveying Services | <- 400.1700.57200 Buildings & Improvements |
| - Surveying Monuments (Static GPS & Installation) | -- | | | 50,000 | 50,000 | Sur.Monmts.(Static GPS & Install.) | <- 400.1700.57200 Buildings & Improvements |
| **Total - 1700 Engineering/ City Engineer** | | **3,600** | **45,000** | **85,500** | **134,100** | | |
| **1800 MUNICIPAL COURT/JUDICIAL** | | | | | | | |
| *Major Contracts:* | | | | | | | |
| - Association Fees (Judge & Court Clerk) | -- | 1,680 | | | 1,680 | <- 100 GENERAL FUND | <- 100.1800.52010 Memberships and Dues |
| - Annual Application Software Sup.(Henschen) | -- | 3,100 | | | 3,100 | <- 100 GENERAL FUND | <- 100.1800.53210 Serv.Cnt.-Computer Software |
| - Mediation / Interpreter Fees | -- | 1,875 | | | 1,875 | <- 100 GENERAL FUND | <- 100.1800.53300 Service Fees-Professional Services |
| - Visiting Judges Contract Fees | -- | 1,200 | | | 1,200 | <- 100 GENERAL FUND | <- 100.1800.53340 Service Fees-Visiting Judges |
| - Court Appointed Attorney & Counsel Fees | -- | 7,000 | | | 7,000 | <- 100 GENERAL FUND | <- 100.1800.53345 Service Fees-Crt.Appointed Attorneys |
| - Camera Maint.& Telephone System Maint. | -- | 2,650 | | | 2,650 | <- 100 GENERAL FUND | <- 100.1800.53520 Cnt.Maint.-Equipment |
| - Snow Removal (9% of County Contract) | -- | 1,600 | | | 1,600 | <- 100 GENERAL FUND | <- 100.1800.53610 Cnt.Maint.-Bldg.&Structures |
| - Sealing of Parking Lot (9% of County Contract) | -- | 900 | | | 900 | <- 100 GENERAL FUND | <- 100.1800.53610 Cnt.Maint.-Bldg.&Structures |
| - County Law Library (1/2 of Allocated Fines & Fees) | -- | 11,000 | | | 11,000 | <- 195 LAW LIBRARY FUND | <- 195.1800.53412 County-Law Library |
| **- Indigent Drivers Programs (Various) ($35,000) -** | | | | | | | |
| - Indigent Driver Alcohol Program | -- | 25,000 | | | 25,000 | <- 270 INDIGENT DRIVERS ALCOHO | <- 270.1800.53441 Contracts-Enforcement & Education |
| - Indigent Driver Interlockl & Alcohol Monitoring Pgm. | -- | 5,000 | | | 5,000 | <- 281 INDIGENT DRV. INTRLCK. & A | <- 281.1800.53441 Contracts-Enforcement & Education |
| - Indigent Driver Interlockl & Alcohol Monitoring Pgm. | -- | 5,000 | | | 5,000 | <- 281 INDIGENT DRV. INTRLCK. & A | <- 281.1800.53441 Contracts-Enforcement & Education |
| **- Probation Office Sec.&Prof.Services ($29,700) -** | | | | | | | |
| - Contracted Sec.Exp.-Probation Serv.Officer Grant | -- | 9,700 | | | 9,700 | <- 275 MUN.PROBATION SERVICE F | <- 275.1810.53300 Service Fees-Professional Services |
| - Contracted Sec.Exp.-Probation Serv.Officer Grant | -- | 9,680 | | | 9,680 | <- 287 PROBATION IMP.&INCTV.FD. | <- 287.1810.53300 Service Fees-Professional Services |
| - Other Professional Cnts.-Probation Serv.Officer Grant | -- | 10,320 | | | 10,320 | <- 287 PROBATION IMP.&INCTV.FD. | <- 287.1810.53300 Service Fees-Professional Services |
| **- Affidavit Maker Software Services ($2,250) -** | | | | | | | |
| - Affidavit Maker Software | -- | 400 | | | 400 | <- 100 GENERAL FUND | <- 100.1400.53820 Publications & Subscriptions |
| - Affidavit Maker Software | -- | 850 | | | 850 | <- 100 GENERAL FUND | <- 100.2100.53210 Serv.Cnt.-Computer Software |
| - Affidavit Maker Software | -- | 1,000 | | | 1,000 | <- 272 COURT COMPUTERIZATION I | <- 272.1800.53540 Contract Maintenance-Software |
| *Machinery and Equipment:* | | | | | | | |
| - Office Chairs, Replace Broken Desk Chairs | -- | | 1,400 | | 1,400 | <- 100 GENERAL FUND | <- 100.1800.54100 Office Supplies |
| - Upgrade to Henschen Software | -- | | 35,620 | | 35,620 | <- 272 COURT COMPUTERIZATION I | <- 272.1800.53540 Contract Maintenance-Software |
| - Computer and Monitor Upgrades ($1,200/Un) | 3 | | 3,600 | | 3,600 | <- 272 COURT COMPUTERIZATION I | <- 272.1800.57000 Machinery & Equipment |
| - Court Safety Review/Audit | -- | | 3,000 | | 3,000 | Court Safety Review/Audit | <- 400.1800.57000 Machinery & Equipment |
| **Total - 1800 Municipal Court/Judicial** | | **97,955** | **43,620** | **0** | **141,575** | | |
| **2100 POLICE/SAFETY SERVICES** | | | | | | | |
| *Major Contracts:* | | | | | | | |
| - MAN Unit Membership | -- | 25,000 | | | 25,000 | <- 100 GENERAL FUND | <- 100.2100.52010 Memberships and Dues |
| - Annual Software Support(CMI,Affidavit,Em.911&Oth.) | -- | 17,700 | | | 17,700 | <- 100 GENERAL FUND | <- 100.2100.53210 Serv.Cnt.-Computer Software |
| - Cnt.Maint.Eq.(Dolby Rec.,Copy Mch.,Radars,Twr.) | -- | 8,500 | | | 8,500 | <- 100 GENERAL FUND | <- 100.2100.53520 Contract Maintenance-Equipment |
| - Cnt.Maint.Radios and Telephones | -- | 5,500 | | | 5,500 | <- 100 GENERAL FUND | <- 100.2100.53530 Contract Maintenance-Radio & Teleph |
| - Computer Hardware Maint.& Support | -- | 2,500 | | | 2,500 | <- 100 GENERAL FUND | <- 100.2100.53540 Cnt.Maint.-Computer Hardware |

| SUMMARY BY FUNDING SOURCE! | | 2017 APPROPRIATION BUDGET - CAPITAL IMPROVEMENT PROGRAM & MAJOR CONTRACT LISTING | | | | | |
|---|---|---|---|---|---|---|---|
| "2017 CIP & Major Contract Listing" | | >$1,000 | | | | | |
| | # | MAJOR | 57000's | 57200's | 2017 | OTHER FUNDS | |
| Department / Category | of | CONTRACTS & | MACHINERY | BUILDINGS& | TOTAL | AS LISTED | |
| Item Description | Un. | OTHER SERVS. | & EQUIPMENT | IMPRVMNTS. | REQUESTS | OTHER COMMENTS | ACCOUNT NUMBER |
| - Building & Grounds Upkeep & Insect Control | -- | 4,100 | | | 4,100 | <- 100 GENERAL FUND | <- 100.2100.53610 Contract Maintenance-Buildings & Str |
| - Uniforms (Cleaning, Repair & Replacements) | -- | 14,000 | | | 14,000 | <- 100 GENERAL FUND | <- 100.2100.54800 Supplies-Uniforms |
| - BAC Datamaster Service Cnt. & Supplies | -- | 900 | | | 900 | <- 271 LAW ENFORCMNT. EDUC.FD | <- 271.2100.53441 Contracts-Enforcement & Education |
| **- LEADS Terminals & Services ($12,300) -** | | | | | | | |
| - Annual Com.Serv.Cnts.(Various-LEADS,CCH,IACP) | -- | 600 | | | 600 | <- 100 GENERAL FUND | <- 100.1400.53820 Publications & Subscriptions |
| - Annual Com.Serv.Cnts.(Various-LEADS,CCH,IACP) | -- | 600 | | | 600 | <- 100 GENERAL FUND | <- 100.1400.56600 Investigation Expense |
| - Annual Com.Serv.Cnts.(Various-LEADS,CCH,IACP) | -- | 600 | | | 600 | <- 100 GENERAL FUND | <- 100.1800.53520 Contract Maintenance-Equipment |
| - Annual Com.Serv.Cnts.(Various-LEADS,CCH,IACP) | -- | 10,500 | | | 10,500 | <- 100 GENERAL FUND | <- 100.2100.53200 Serv.Cnt.-Communications |
| *Machinery and Equipment:* | | | | | | | |
| - Small Tools (Various-Undefined) | -- | | 150 | | 150 | <- 100 GENERAL FUND | <- 100.2100.54700 Supplies-Small Tools |
| - Equipment (Various-Undefined) | -- | | 500 | | 500 | <- 271 LAW ENFORCMNT. EDUC.FD | <- 271.2100.57000 Machinery & Equipment |
| - Equipment (Various-Undefined)-Donated Funds | -- | | 500 | | 500 | <- 273 LAW ENFORCMNT.TRUST FD | <- 273.2100.57000 Machinery & Equipment |
| - Equipment & Misc.Costs (Various-Undefined) | -- | | 500 | | 500 | <- 274 MANDATORY DRUG FINE FD. | <- 274.2100.56000 Miscellaneous Operating Costs |
| - Taser Replacement Units ($2,250/Un) | 2 | | 4,500 | | 4,500 | Taser Replacement Units | <- 400.2100.57000 Machinery & Equipment |
| - Patrol BP Vest Replacements ($1,333/Un) | 3 | | 4,000 | | 4,000 | (Grant - $2,000, City - $2,000) | <- 400.2100.57000 Machinery & Equipment |
| - Vehicle Replacement & Upfit-2 Units ($36,500/Un) | 2 | | 73,000 | | 73,000 | Vehicle Replacemens- 2 Units | <- 400.2100.57000 Machinery & Equipment |
| - Computer & Equipment Ugrades to Police Vehicles | 2 | | 36,500 | | 36,500 | Computer & Equipment Ugrades | <- 400.2100.57000 Machinery & Equipment |
| *Improvements-Buildings & Properties:* | | | | | | | |
| - Metal Entrance Doors 4 Units-Police Building | -- | | | 14,000 | 14,000 | Metal Entrance Doors Police Building | <- 400.2100.57200 Buildings & Improvements |
| **Total - 2100 Police/Safety Services** | | **90,500** | **119,650** | **14,000** | **224,150** | | |
| **2200 FIRE/SAFETY SERVICES** | | | | | | | |
| *Major Contracts:* | | | | | | | |
| - Fire Code Books | -- | 1,000 | | | 1,000 | <- 100 GENERAL FUND | <- 100.2200.52010 Memberships and Dues |
| - NFPA NFC Subscription | -- | 1,300 | | | 1,300 | <- 100 GENERAL FUND | <- 100.2200.52010 Memberships and Dues |
| - Cnt.Maint.Eq.(Radios & Mobile Computers) | -- | 10,500 | | | 10,500 | <- 100 GENERAL FUND | <- 100.2200.53200 Serv.Cnt.-Communications |
| - Lexipol Annual Fee | -- | 3,000 | | | 3,000 | <- 100 GENERAL FUND | <- 100.2200.53300 Service Fees-Professional Services |
| - I Am Responding & Emergency Reporting | -- | 2,900 | | | 2,900 | <- 100 GENERAL FUND | <- 100.2200.53300 Service Fees-Professional Services |
| - Ladder & Pump Testing | -- | 3,000 | | | 3,000 | <- 100 GENERAL FUND | <- 100.2200.53510 Contract Maintenance-Vehicles |
| - Cnt.Maint.Eq.(Bunker Gear, Meters, SCBA) | -- | 7,000 | | | 7,000 | <- 100 GENERAL FUND | <- 100.2200.53520 Contract Maintenance-Equipment |
| - Uniforms (Cleaning, Repair & Replacements) | -- | 11,000 | | | 11,000 | <- 100 GENERAL FUND | <- 100.2200.54800 Supplies-Uniforms |
| - EMS Billing Services Contract (Accumed) | -- | 26,500 | | | 26,500 | <- 210 EMS TRANSPORT SRV.FUND | <- 210.2200.53300 Service Fees-Professional Services |
| - Drug Licenses & Medical Direction Contract | -- | 3,500 | | | 3,500 | <- 210 EMS TRANSPORT SRV.FUND | <- 210.2200.53300 Service Fees-Professional Services |
| - EMS Eq.Maint.(Cot, AED, LifePack & Misc.) | -- | 13,400 | | | 13,400 | <- 210 EMS TRANSPORT SRV.FUND | <- 210.2200.53520 Contract Maintenance-Equipment |
| *Machinery and Equipment:* | | | | | | | |
| - Small Tools (Various-Undefined) | -- | | 4,000 | | 4,000 | <- 100 GENERAL FUND | <- 100.2200.54700 Supplies-Small Tools |
| - EMS Durable Equipment | -- | | 2,500 | | 2,500 | <- 210 EMS TRANSPORT SRV.FUND | <- 210.2200.54225 Supplies-EMS Durable Equipment |
| - Equipment (Various)-(Grant $3,000, City $300) | -- | | 3,300 | | 3,300 | <- 210 EMS TRANSPORT SRV.FUND | <- 210.2200.57000 Machinery & Equipment |
| - Equipment (Various-Undefined) | -- | | 700 | | 700 | <- 210 EMS TRANSPORT SRV.FUND | <- 210.2200.57000 Machinery & Equipment |
| - Fire Hose & Appliance Replacement (Various) | -- | | 5,000 | | 5,000 | <- 242 FIRE EQUIPMENT FUND | <- 242.2200.57000 Machinery & Equipment |
| - Equipment Replacement (Undefined) | -- | | 5,000 | | 5,000 | <- 242 FIRE EQUIPMENT FUND | <- 242.2200.57000 Machinery & Equipment |
| - Appliance Replacement (Undefined) | -- | | 5,000 | | 5,000 | <- 242 FIRE EQUIPMENT FUND | <- 242.2200.57000 Machinery & Equipment |
| - Thermal Imaging Camera | -- | | 8,000 | | 8,000 | <- 242 FIRE EQUIPMENT FUND | <- 242.2200.57000 Machinery & Equipment |
| - Replace Fire Vehicle (807) | -- | | 55,000 | | 55,000 | <- 242 FIRE EQUIPMENT FUND | <- 242.2200.57000 Machinery & Equipment |
| - Replace Fire Vehicle (806) | -- | | 45,000 | | 45,000 | <- 242 FIRE EQUIPMENT FUND | <- 242.2200.57000 Machinery & Equipment |
| - Replacement of Hovercraft | -- | | 60,000 | | 60,000 | <- 242 FIRE EQUIPMENT FUND | <- 242.2200.57000 Machinery & Equipment |
| - Hydrant Strotz Fittings | -- | | 5,000 | | 5,000 | Hydrant Strotz Fittings | <- 400.2200.57000 Machinery & Equipment |
| - Computer and Monitor Upgrades ($1,500/Un) | 2 | | 3,000 | | 3,000 | Computer and Monitor Upgrades | <- 400.2200.57000 Machinery & Equipment |
| - Replace Washer and Dryer | -- | | 1,500 | | 1,500 | Replace Washer and Dryer | <- 400.2200.57000 Machinery & Equipment |
| - Upgrade Copy Machine | -- | | 8,000 | | 8,000 | Upgrade Copy Machine | <- 400.2200.57000 Machinery & Equipment |

| SUMMARY BY FUNDING SOURCE! | | 2017 APPROPRIATION BUDGET - CAPITAL IMPROVEMENT PROGRAM & MAJOR CONTRACT LISTING | | | | | |
|---|---|---|---|---|---|---|---|
| "2017 CIP & Major Contract Listing" | | >$1,000 | | | | | |
| Department / Category | # of | MAJOR CONTRACTS & | 57000's MACHINERY | 57200's BUILDINGS& | 2017 TOTAL | OTHER FUNDS AS LISTED | |
| Item Description | Un. | OTHER SERVS. | & EQUIPMENT | IMPRVMNTS. | REQUESTS | OTHER COMMENTS | ACCOUNT NUMBER |
| **- Std.Rpmnt.Pagers, Turnout Gear,Etc. ($6,000) -** | | | | | | | |
| - Standard Replmt.(Pagers, Turnout, Etc.-Undefined) | -- | | 1,000 | | 1,000 | <- 242 FIRE EQUIPMENT FUND | <- 242.2200.57000 Machinery & Equipment |
| - Standard Replmt.(Pagers, Turnout, Etc.-Undefined) | -- | | 5,000 | | 5,000 | Std.Replmt.(Pgrs, Trnout, Etc.-Undefin | <- 400.2200.57000 Machinery & Equipment |
| *Improvements-Buildings & Properties:* | | | | | | | |
| - Facility Maint.(Undefined Bldg.Project Work) | -- | | | 15,000 | 15,000 | <- 100 GENERAL FUND | <- 100.2200.53610 Contract Maintenance-Facilities |
| - Fire Training Facility | -- | | | 209,330 | 209,330 | <- 410 FIRE TRNG.FAC.GRANT FD. | <- 410.2200.57200 Buildings & Improvements |
| | | | | | | Fire Trng.Facility (Grant $209,330) | |
| **Total - 2200 Fire/Safety Services** | | **83,100** | **217,000** | **224,330** | **524,430** | | |
| **3100 BUILDING INSPECTIONS/ZONING** | | | | | | | |
| *Major Contracts:* | | | | | | | |
| - Annual Application Software Support (Code Pal) | -- | 1,140 | | | 1,140 | <- 100 GENERAL FUND | <- 100.3100.53210 Serv.Cnt.-Computer Software |
| - Certified Department Contract | -- | 1,000 | | | 1,000 | <- 100 GENERAL FUND | <- 100.3100.53300 Service Fees-Professional Services |
| - Napoleon Zoning Code Update | -- | 18,000 | | | 18,000 | <- 100 GENERAL FUND | <- 100.3100.53300 Service Fees-Professional Services |
| - Comprehensive Plan Update | -- | 35,000 | | | 35,000 | <- 100 GENERAL FUND | <- 100.3100.53300 Service Fees-Professional Services |
| - CDBG Program Income (Not to Exceed Bal.in Acct.) | -- | 10,490 | | | 10,490 | <- 261 CDBG PROGRAM INC.FUND | <- 261.3300.53490 Contracts-Grant Services |
| **- Nusiance Abatement Programs ($105,000) -** | | | | | | | |
| - Nusiance Abatement Program | -- | 5,000 | | | 5,000 | <- 100 GENERAL FUND | <- 100.3100.53380 Service Fees-Nusiance Abatement |
| - Nusiance Abatement Program (Plug Number) | -- | 100,000 | | | 100,000 | <- 101 GEN.FD. RESEREVE FUND | <- 101.1900.53380 Service Fees-Nusiance Abatement |
| **Total - 3100 Building Inspections/Zoning** | | **170,630** | **0** | **0** | **170,630** | | |
| **3500 ECONOMIC DEVELOPMENT** | | | | | | | |
| *Major Contracts:* | | | | | | | |
| - Fall Festival-Through Chamber of Commerce | -- | 11,500 | | | 11,500 | <- 123 SPECIAL EVENTS FUND (223 | <- 123.1900.53400 Contract Services |
| - ED Services & Contribution to CIC for Devlpmnt. | -- | 37,400 | | | 37,400 | <- 130 ECON. DEV. FUND (230) | <- 130.3500.53300 Service Fees-Professional Services |
| - Tourist Bureau-Contract with Chamber of Comm. | -- | 42,000 | | | 42,000 | <- 240 HOTEL/MOTEL TAX FUND | <- 240.3800.53320 Service Fees-Tourist Bureau |
| **Total - 3500 Economic Development** | | **90,900** | **0** | **0** | **90,900** | | |
| **4200 RECREATION/GOLF OPERATING** | | | | | | | |
| *Major Contracts:* | | | | | | | |
| - Deep Tine Aerification & Reel & Bedknife Sharping | -- | 1,000 | | | 1,000 | <- 220 RECREATION LEVY FUND | <- 220.4200.53300 Service Fees-Professional Services |
| *Machinery and Equipment:* | | | | | | | |
| - Golf Cart Replacements ($4,125/Un, Add to Fleet) | 4 | | 16,500 | | 16,500 | Golf Cart Yearly Rpl.Pgm.-Cost Net Tr | <- 400.4200.57000 Machinery & Equipment |
| **Total - 4200 Recreation/Golf Operating** | | **1,000** | **16,500** | **0** | **17,500** | | |
| **4300 RECREATION/POOL OPERATING** | | | | | | | |
| *Improvements-Buildings & Properties:* | | | | | | | |
| - Leak Detection and Repairs | -- | | | 5,000 | 5,000 | Leak Detection and Repairs | <- 400.4300.57200 Buildings & Improvements |
| **Total - 4300 Recreation/Pool Operating** | | **0** | **0** | **5,000** | **5,000** | | |
| **4400 RECREATION/PARKS & PROGRAMS** | | | | | | | |
| *Major Contracts:* | | | | | | | |
| - DynaCal(Calendar Scheduling Software) | -- | 800 | | | 800 | <- 100 GENERAL FUND | <- 100.1900.53300 Service Fees-Professional Services |
| - Uniforms and Boots | -- | 1,000 | | | 1,000 | <- 220 RECREATION LEVY FUND | <- 220.4400.53400 Contracts-Services |
| **- Facilities Management Software ($3,400) -** | | | | | | | |
| - Facility Management Software | -- | 900 | | | 900 | <- 220 RECREATION LEVY FUND | <- 220.4100.53300 Service Fees-Professional Services |
| - Facility Management Software | -- | 500 | | | 500 | <- 220 RECREATION LEVY FUND | <- 220.4200.53300 Service Fees-Professional Services |
| - Facility Management Software | -- | 500 | | | 500 | <- 220 RECREATION LEVY FUND | <- 220.4300.53300 Service Fees-Professional Services |
| - Facility Management Software | -- | 1,500 | | | 1,500 | <- 220 RECREATION LEVY FUND | <- 220.4400.53300 Service Fees-Professional Services |

| SUMMARY BY FUNDING SOURCE! | | 2017 APPROPRIATION BUDGET - CAPITAL IMPROVEMENT PROGRAM & MAJOR CONTRACT LISTING | | | | | |
|---|---|---|---|---|---|---|---|
| "2017 CIP & Major Contract Listing" | | >$1,000 | | | | | |
| Department / Category | # of | MAJOR CONTRACTS & | 57000's MACHINERY | 57200's BUILDINGS& | 2017 TOTAL | OTHER FUNDS AS LISTED | |
| Item Description | Un. | OTHER SERVS. | & EQUIPMENT | IMPRVMNTS. | REQUESTS | OTHER COMMENTS | ACCOUNT NUMBER |
| **- Fireworks Display ($22,000) -** | | | | | | | |
| - Fireworks Display-Contracted Prgm. ($12,500) | -- | 12,500 | | | 12,500 | <- 100 GENERAL FUND | <- 100.1900.53300 Service Fees-Professional Services |
| - Fireworks Display-Contracted Prgm. ($ 9,500) | -- | 9,500 | | | 9,500 | <- 220 RECREATION LEVY FUND | <- 220.4400.54200 Supplies-Operating Materials |
| *Machinery and Equipment:* | | | | | | | |
| - Equipment for Parks Mowers | -- | | 1,000 | | 1,000 | <- 220 RECREATION LEVY FUND | <- 220.4400.54500 Supplies-Other Equipment |
| - Restroom Partitions | -- | | 500 | | 500 | <- 220 RECREATION LEVY FUND | <- 220.4400.54500 Supplies-Other Equipment |
| - String Trimmers ($250/Un) | 2 | | 500 | | 500 | <- 220 RECREATION LEVY FUND | <- 220.4400.54500 Supplies-Other Equipment |
| - Pickup Truck - Fleet Replacement | 1 | | 26,000 | | 26,000 | <- 220 RECREATION LEVY FUND | <- 220.4400.57000 Machinery & Equipment |
| - Parks Mower - Mid-mount Zero Turn | 1 | | 17,000 | | 17,000 | <- 220 RECREATION LEVY FUND | <- 220.4400.57000 Machinery & Equipment |
| - Brush Chipper | -- | | 3,000 | | 3,000 | <- 220 RECREATION LEVY FUND | <- 220.4400.57000 Machinery & Equipment |
| - Parks Mower - Mid-mount Zero Turn | 1 | | 17,000 | | 17,000 | Parks Mower-Mid-mount Zero Turn | <- 400.4400.57000 Machinery & Equipment |
| *Improvements-Buildings & Properties:* | | | | | | | |
| - Ball Field Imp.-St.Paul, Oakwood, E.Riverdowns | -- | | | 7,500 | 7,500 | <- 220 RECREATION LEVY FUND | <- 220.4400.57200 Buildings & Improvements |
| - Oakwood Batting Cage Imp.-Concrete | -- | | | 10,000 | 10,000 | <- 220 RECREATION LEVY FUND | <- 220.4400.57200 Buildings & Improvements |
| - Playground Resurfacing | -- | | | 3,000 | 3,000 | <- 220 RECREATION LEVY FUND | <- 220.4400.57200 Buildings & Improvements |
| - Asphalt Crack Sealing-Parking Lots & Drives | -- | | | 3,000 | 3,000 | <- 220 RECREATION LEVY FUND | <- 220.4400.57200 Buildings & Improvements |
| - Boat Dock Deck Replacement-Oberhaus Park | -- | | | 2,000 | 2,000 | <- 220 RECREATION LEVY FUND | <- 220.4400.57200 Buildings & Improvements |
| **Total - 4400 Recreation/Parks & Programs** | | **27,200** | **65,000** | **25,500** | **117,700** | | |
| **4700 CEMETERY/GROUNDS** | | | | | | | |
| *Major Contracts:* | | | | | | | |
| - Tree Trimming & Stone Hauling (Cemeteries) | -- | 1,000 | | | 1,000 | <- 100 GENERAL FUND | <- 100.4700.53300 Service Fees-Professional Services |
| - Indigent Burials ($950/Burial) | 4 | 3,800 | | | 3,800 | <- 100 GENERAL FUND | <- 100.4700.53400 Contract Services |
| *Machinery and Equipment:* | | | | | | | |
| - Small Tools (Various-Undefined) | -- | | 300 | | 300 | <- 100 GENERAL FUND | <- 100.4700.54700 Supplies-Small Tools |
| - Zero Turn Mower 27 hp (Net of Trade) | 1 | | 10,000 | | 10,000 | Zero Turn Mower 27 hp w/Trade | <- 400.4700.57000 Machinery & Equipment |
| **Total - 4700 Cemetery/Grounds** | | **4,800** | **10,300** | **0** | **15,100** | | |
| **5100 - 5120 SERVICE/STREETS SCM&R** | | | | | | | |
| *Major Contracts:* | | | | | | | |
| - Uniforms (Cleaning, Repair & Replacements) | -- | 1,230 | | | 1,230 | <- 200 SCM&R FUND | <- 200.5100.54800 Supplies-Uniforms |
| **- Roadside Mowing-Contracted ($30,000) -** | | | | | | | |
| - Roadside Mowing Contracted Services | -- | 15,000 | | | 15,000 | <- 201 STATE HIGHWAY IMP.FD. | <- 201.5100.53300 Service Fees-Professional Services |
| - Roadside Mowing Contracted Services | -- | 15,000 | | | 15,000 | <- 202 MUN.50% MV LIC.TAX FUND | <- 202.5100.53300 Service Fees-Professional Services |
| **- Janitorial Services & Supplies ($45,565) -** | | | | | | | |
| - Janitorial Services & Supplies (City Building) | -- | 21,590 | | | 21,590 | <- 100 GENERAL FUND | <- 100.1900.53620 Contract Maintenance-Janitorial |
| - Janitorial Services & Supplies/Court Building | -- | 12,175 | | | 12,175 | <- 100 GENERAL FUND | <- 100.1800.53300 Service Fees-Professional Services |
| - Janitorial Services & Supplies (Police Building) | -- | 7,700 | | | 7,700 | <- 100 GENERAL FUND | <- 100.2100.53620 Contract Maintenance-Janitorial |
| - Janitorial Services & Supplies (Operations Building) | -- | 900 | | | 900 | (<- 200 SCM&R FUND | <- 200.5100.53300 Services Fees-Professional Services |
| - Janitorial Services & Supplies (Operations Building) | -- | 900 | | | 900 | (Stripping & Waxing Floors (Acct.Shar | <- 500.6110.53300 Services Fees-Professional Services |
| - Janitorial Services & Supplies (Operations Building) | -- | 1,400 | | | 1,400 | (Stripping & Waxing Floors (Acct.Shar | <- 510.6210.53300 Services Fees-Professional Services |
| - Janitorial Services & Supplies (Operations Building) | -- | 900 | | | 900 | (Stripping & Waxing Floors (Acct.Shar | <- 520.6310.53300 Services Fees-Professional Services |
| **- Ice & Snow Removal ($104,500) -** | | | | | | | |
| - Snow Removal/Hauling Contracted Services | -- | 18,000 | | | 18,000 | <- 200 SCM&R FUND | <- 200.5110.53300 Service Fees-Professional Services |
| - Ice & Snow Removal (Salt Contracts) | -- | 30,000 | | | 30,000 | <- 200 SCM&R FUND | <- 200.5110.54260 Supplies-Ice & Snow Removal |
| - Ice & Snow Removal (Salt Contracts) | -- | 56,500 | | | 56,500 | <- 204 COUNTY MV LIC.TAX FUND | <- 204.5100.54260 Supplies-Ice & Snow Removal |
| *Machinery and Equipment:* | | | | | | | |
| - Small Tools (Various-Undefined) | -- | | 2,000 | | 2,000 | <- 200 SCM&R FUND | <- 200.5100.54700 Supplies-Small Tools |
| - Miscellaneous (Undefined) | -- | | 100 | | 100 | <- 200 SCM&R FUND | <- 200.5100.57000 Machinery & Equipment |
| - New Snow Plow for Backup ($11,000/Un) | 1 | | 11,000 | | 11,000 | <- 200 SCM&R FUND | <- 200.5110.54500 Supplies-Other Equipment |
| - New Street Sweeper ($250,000/Un) | 1 | | 250,000 | | 250,000 | New Street Sweeper | <- 400.5100.57000 Machinery & Equipment |
| - Tablets for Service Trucks-GIS | 1 | | 2,000 | | 2,000 | Tablets for Service Trucks-GIS | <- 400.5100.57000 Machinery & Equipment |

| SUMMARY BY FUNDING SOURCE! "2017 CIP & Major Contract Listing" | # of Un. | >$1,000 MAJOR CONTRACTS & OTHER SERVS. | 57000's MACHINERY & EQUIPMENT | 57200's BUILDINGS& IMPRVMNTS. | 2017 TOTAL REQUESTS | OTHER FUNDS AS LISTED OTHER COMMENTS | ACCOUNT NUMBER |
|---|---|---|---|---|---|---|---|
| **2017 APPROPRIATION BUDGET - CAPITAL IMPROVEMENT PROGRAM & MAJOR CONTRACT LISTING** | | | | | | | |
| Department / Category | | | | | | | |
| Item Description | | | | | | | |
| **- Operations Bldg.-Upgrades&Maint. ($9,990) -** | | | | | | | |
| - Upgrades & Maint. to Operations Building | -- | | | 3,160 | 3,160 | <- 200 SCM&R FUND | <- 200.5100.53610 Cnt.Maint.-Buildings & Structures |
| - Upgrades & Maint. to Operations Building | -- | | | 1,000 | 1,000 | (Upgrades & Maint.(Acct.Share)) | <- 500.6110.53610 Cnt.Maint.-Buildings & Structures |
| - Upgrades & Maint. to Operations Building | -- | | | 2,310 | 2,310 | (Upgrades & Maint.(Acct.Share)) | <- 510.6210.53610 Contract Maintenance-Buildings |
| - Upgrades & Maint. to Operations Building | -- | | | 1,860 | 1,860 | (Upgrades & Maint.(Acct.Share)) | <- 520.6310.53610 Contract Maintenance-Buildings |
| - Upgrades & Maint. to Operations Building | -- | | | 1,660 | 1,660 | (Upgrades & Maint.(Acct.Share)) | <- 560.6400.53610 Cnt.Maint.-Buildings & Structures |
| *Improvements-Buildings & Properties:* | | | | | | | |
| **- Replace Operations Entrance Doors ($13,500) -** | | | | | | | |
| - Metal Entrance Doors 8 Units-Operations Building | | | | 2,700 | 2,700 | (<- 200 SCM&R FUND | <- 200.5100.53610 Cnt.Maint.-Buildings & Structures |
| - Metal Entrance Doors 8 Units-Operations Building | | | | 5,400 | 5,400 | Metal Entrance Doors 8 Units | <- 510.6210.53610 Cnt.Maint.-Buildings & Structures |
| - Metal Entrance Doors 8 Units-Operations Building | | | | 4,050 | 4,050 | Metal Entrance Doors 8 Units | <- 520.6310.53610 Cnt.Maint.-Buildings & Structures |
| - Metal Entrance Doors 8 Units-Operations Building | | | | 1,350 | 1,350 | Metal Entrance Doors 8 Units | <- 560.6400.53610 Cnt.Maint.-Buildings & Structures |
| **- Tree Program (Contracts & Inventory) ($62,500) -** | | | | | | | |
| - Tree Replacements | -- | | | 1,000 | 1,000 | <- 220 RECREATION LEVY FUND | <- 220.4200.53400 Supplies-Operating Materials |
| - Cnt.Tree Serv.(Removal, Trimming & Tranplanting) | -- | | | 1,000 | 1,000 | <- 220 RECREATION LEVY FUND | <- 220.4400.53400 Contracts-Services |
| - Tree Replacements | -- | | | 500 | 500 | <- 220 RECREATION LEVY FUND | <- 220.4200.54200 Supplies-Operating Materials |
| - Dodd Street Tree Plantings | -- | | | 10,000 | 10,000 | Dodd +Street Tree Plantings | <- 400.5100.57200 Buildings & Improvements |
| - Tree Trimming & Stump Rem.(Contracted) | -- | | | 40,000 | 40,000 | Non-Electric Tree Trimming Program | <- 400.5100.57200 Buildings & Improvements |
| - New Tree Plantings | -- | | | 10,000 | 10,000 | Annual Tree Planting Program | <- 400.5100.57200 Buildings & Improvements |
| **- Signs, Poles, Brackets Replmt.Program ($14,100) -** | | | | | | | |
| - Signs, Poles & Brackets (Various-Undefined) | -- | | | 13,000 | 13,000 | <- 200 SCM&R FUND | <- 200.5100.54250 Supplies-Signs & Signals |
| - Potential Signs for Handicap Parking | -- | | | 1,100 | 1,100 | <- 279 HANDICAP PARKING FINE FU | <- 279.1800.56000 Miscellanous Operating Costs |
| **- Road Striping & Painting Program ($117,500) -** | | | | | | | |
| - Street Striping & Misc.Painting-Yearly Maint.Prgm. | -- | | | 2,500 | 2,500 | <- 200 SCM&R FUND | <- 200.5100.53630 Contract Maintenance-Road Striping |
| - Street Striping & Misc.Painting-Yearly Maint.Prgm. | -- | | | 115,000 | 115,000 | <- 203 MUN.100% LIC.VEH.TAX FUN | <- 203.5100.53630 Contract Maintenance-Road Striping |
| **- Sidewalk and Curb Improvements ($20,000) -** | | | | | | | |
| - Sidewalk Curb & Gutter Reimb.-General | -- | | | 20,000 | 20,000 | Sidewalk Curb & Gutter Reimb. Progra | <- 400.5100.57400 Sidewalk & Curb Upgrades |
| **- Road & Street Imp. Programs (Non-Project) ($981,600) -** | | | | | | | |
| - Hauling, Street Repairs & Prof.Services | -- | | | 10,400 | 10,400 | <- 200 SCM&R FUND | <- 200.5100.53300 Service Fees-Professional Services |
| - Annual Concrete Grinding | -- | | | 0 | 0 | Bi-Annual Concrete Grnd.@Yard WS | <- 560.6411.53300 Service Fees-Professional Services |
| - Materials-Crack Sealing, Stone & Other | -- | | | 32,300 | 32,300 | <- 200 SCM&R FUND | <- 200.5100.54200 Supplies-Operating Materials |
| - Materials-Spray Patching, Asphalt & Concrete Drives | -- | | | 8,700 | 8,700 | <- 200 SCM&R FUND | <- 200.5100.54270 Supplies-Street Materials |
| - Materials-Crack Sealing, Catch Basins & Other | -- | | | 12,200 | 12,200 | <- 201 STATE HIGHWAY IMP.FD. | <- 201.5100.54200 Supplies-Operating Materials |
| - Materials-Stone, Asphalt & Concrete | -- | | | 4,000 | 4,000 | <- 201 STATE HIGHWAY IMP.FD. | <- 201.5100.54270 Supplies-Street Materials |
| - Contracted Street Repairs & Prof.Services | -- | | | 15,000 | 15,000 | <- 202 MUN.50% MV LIC.TAX FUND | <- 202.5100.53300 Service Fees-Professional Services |
| - Materials-Spray Patching, Asphalt & Concrete Drives | -- | | | 54,000 | 54,000 | <- 203 MUN.100% LIC.VEH.TAX FUN | <- 203.5100.54270 Supplies-Street Materials |
| - Milling & Resurfacing Local Streets (Annual PGM) | -- | | | 0 | 0 | Funding Downtown Repaving 2017 | <- 400.5100.57500 Street Improvements |
| - Downtown Resurfacing Project | -- | | | 825,000 | 825,000 | Downtown Resurfacing Project | <- 400.5100.57500 Street Improvements |
| - Alley Improvement Program (Annual) | -- | | | 20,000 | 20,000 | Annual Alley Imp.Program Allocation | <- 400.5100.57500 Street Improvements |
| - Other Major Improvement Projects as Listed Below: | | | | | | | |
| **- Roundhouse Road $450,000 (Possible Assessments; Design Completed in 2015) -** | | | | | | | |
| Project: Design (Completed-2015) $ 23,000 | -- | | | 0 | 0 | Roundhouse Road-Design Services | <- 400.5100.57500 Street Improvements |
| Street Improvements $250,000 | -- | | | 250,000 | 250,000 | Roundhouse Road-Streets | <- 400.5100.57500 Street Improvements |
| Waterline Improvements $ 65,000 | -- | | | 65,000 | 65,000 | Roundhouse Road-Waterline | <- 511.6210.57700 Water Improvements |
| Sanitary Sewer Improvements $ 60,000 | -- | | | 60,000 | 60,000 | Roundhouse Road-Sewerline | <- 521.6310.57800 Sanitary Sewer Improvements |
| Storm Sewer Improvements $ 75,000 | -- | | | 75,000 | 75,000 | Roundhouse Road-Storm Sewer Imp. | <- 521.6310.57900 Storm Sewer Improvements |
| Total Estimated Project Cost $478,000 | | | | | | | |
| **- Ohio Street Waterline Project $650,000 (Design Completed in Prior Years) -** | | | | | | | |
| Project: Design (Completed Prior Yrs) $ -0- | -- | | | 0 | 0 | Ohio St.Wtrln.-Design Services | <- 400.5100.57500 Street Improvements |
| Street Improvements $336,500 | -- | | | 336,500 | 336,500 | Ohio St.Wtrln.-Streets | <- 400.5100.57500 Street Improvements |
| Waterline Improvements $311,000 | -- | | | 311,000 | 311,000 | Ohio St.Wtrln.-Waterline | <- 511.6210.57700 Water Improvements |
| Storm Sewer Improvements $ 2,500 | -- | | | 2,500 | 2,500 | Ohio St.Wtrln.-Storm Sewer Imp. | <- 521.6310.57900 Storm Sewer Improvements |
| Total Estimated Project Cost $650,000 | | | | | | | |

| SUMMARY BY FUNDING SOURCE! "2017 CIP & Major Contract Listing" Department / Category Item Description | # of Un. | >$1,000 MAJOR CONTRACTS & OTHER SERVS. | 57000's MACHINERY & EQUIPMENT | 57200's BUILDINGS& IMPRVMNTS. | 2017 TOTAL REQUESTS | OTHER FUNDS AS LISTED OTHER COMMENTS | ACCOUNT NUMBER |
|---|---|---|---|---|---|---|---|
| **2017 APPROPRIATION BUDGET - CAPITAL IMPROVEMENT PROGRAM & MAJOR CONTRACT LISTING** | | | | | | | |
| **- Hobson Street Waterline Project $300,000 (Design Completed in Prior Years) -** | | | | | | | |
| Project: Design (Completed Prior Yrs) $ -0- | -- | | | 0 | 0 | Hobson St.Wtrln.-Design Services | <- 511.6210.57700 Water Improvements |
| Waterline Improvements $300,000 | -- | | | 300,000 | 300,000 | Hobson St.Wtrln.-Waterline | <- 511.6210.57700 Water Improvements |
| Total Estimated Project Cost $300,000 | | | | | | CDBG Grant $300,000) | |
| **- GIS Setup Project $60,000 -** | | | | | | | |
| Project: Street Improvements $ 10,000 | -- | | | 10,000 | 10,000 | GIS Setup Prj.-Streets | <- 400.5100.57500 Street Improvements |
| Waterline Improvements $ 10,000 | -- | | | 10,000 | 10,000 | GIS Setup Prj.-Waterline | <- 511.6210.57700 Water Improvements |
| Sanitary Sewer Improvements $ 10,000 | -- | | | 10,000 | 10,000 | GIS Setup Prj.-Sewerline | <- 521.6310.57800 Sanitary Sewer Improvements |
| Storm Sewer Improvements $ 10,000 | -- | | | 10,000 | 10,000 | GIS Setup Prj.-Storm Sewer Imp. | <- 521.6310.57900 Storm Sewer Improvements |
| Electric Improvements $ 20,000 | -- | | | 20,000 | 20,000 | GIS Setup Prj.-Electric Imp. | <- 500.6110.57600 Electric Improvements |
| Total Estimated Project Cost $ 60,000 | | | | | | | |
| **Total - 5100 Service/Streets SCM&R** | | **181,295** | **265,100** | **2,679,190** | **3,125,585** | | |
| **5130 SERVICE/BUILDINGS & PROPERTY** | | | | | | | |
| *Major Contracts:* | | | | | | | |
| - Uniforms (Cleaning, Repair & Replacements) | -- | 890 | | | 890 | <- 100 GENERAL FUND | <- 100.5130.54800 Supplies-Uniforms |
| *Machinery and Equipment:* | | | | | | | |
| - Small Tools (Various-Undefined) | -- | | 1,150 | | 1,150 | <- 100 GENERAL FUND | <- 100.5130.54700 Supplies-Small Tools |
| - New Verticle Band Saw | 1 | | 16,000 | | 16,000 | New Verticle Band Saw | <- 400.5130.57000 Machinery & Equipment |
| **Total - 5130 Service/Buildings & Propty.** | | **890** | **17,150** | **0** | **18,040** | | |
| **5200 - 5500 SERVICE/GARAGE ROTARY & FUEL** | | | | | | | |
| *Major Contracts:* | | | | | | | |
| - Software Licenses - Mitchell Garage Software | -- | 430 | | | 430 | <- 600 CENTRAL ROTARY CHARGES | <- 600.5200.54200 Supplies-Operating Materials |
| - Portable & Mobile Radio Repairs & Purchases | -- | | 2,000 | | 2,000 | <- 600 CENTRAL ROTARY CHARGES | <- 600.5200.54200 Supplies-Operating Materials |
| - Uniforms (Cleaning, Repair & Replacements) | -- | 1,680 | | | 1,680 | <- 600 CENTRAL ROTARY CHARGES | <- 600.5200.54800 Supplies-Uniforms |
| *Machinery and Equipment:* | | | | | | | |
| - Small Tools (Various-Undefined) | -- | | 3,000 | | 3,000 | <- 600 CENTRAL ROTARY CHARGES | <- 600.5200.54700 Supplies-Small Tools |
| **Total - 5200 Service/Garage Rotary** | | **2,110** | **5,000** | **0** | **7,110** | | |
| **6110 ELECTRIC/OPERATIONS & DIST.** | | | | | | | |
| *Major Contracts:* | | | | | | | |
| - AMP Key Accounts Dues | -- | 4,000 | | | 4,000 | AMP Key Accounts Dues | <- 500.6110.52010 Memberships and Dues |
| - OMEA Membership Dues | -- | 11,500 | | | 11,500 | OMEA Membership Dues | <- 500.6110.52010 Memberships and Dues |
| - Henry County CIC Membership Fees | -- | 1,500 | | | 1,500 | Henry County CIC Membership Fees | <- 500.6110.52010 Memberships and Dues |
| - Ohio Utility Protection Services Contract (OUPS) | -- | 1,000 | | | 1,000 | Ohio Utility Protection Services (OUPS | <- 500.6110.52010 Memberships and Dues |
| - TMACOG Membership (Area Council of Govmnts.) | -- | 1,000 | | | 1,000 | TMACOG (Area Council of Governmer | <- 500.6110.52010 Memberships and Dues |
| - Substation Consultants (Spectrum) | -- | 3,000 | | | 3,000 | Substation Consultants (Spectrum) | <- 500.6110.53300 Services Fees-Professional Services |
| - Neptune Maint.Contract (Meter Readers) | -- | 2,500 | | | 2,500 | Neptune Maint.Contract (Meter Reade | <- 500.6110.53300 Services Fees-Professional Services |
| - QEI SCADA Control Maintenance Contract | -- | 1,800 | | | 1,800 | QEI Annual SCADA Maint.Contract | <- 500.6110.53300 Services Fees-Professional Services |
| - Survalent SCADA Maintenance Contract | -- | 8,500 | | | 8,500 | Survalent SCADA Maint.Contract | <- 500.6110.53300 Services Fees-Professional Services |
| - PML Service Support Contract | -- | 7,000 | | | 7,000 | Sup.Substation Meters & Relays | <- 500.6110.53300 Services Fees-Professional Services |
| - Substations Relay Testing | -- | 8,000 | | | 8,000 | Relay Testing-All Substations | <- 500.6110.53300 Services Fees-Professional Services |
| - OCM Service Support Contract | -- | 4,000 | | | 4,000 | OCM Service Support Contract | <- 500.6110.53300 Services Fees-Professional Services |
| - Truck, Chipper & Misc. Equip.Maint.&Testing | -- | 10,000 | | | 10,000 | Truck, Chipper & Misc.Testing | <- 500.6110.53520 Contract Maintenance-Equipment |
| - Uniforms (Cleaning, Repair & Boot Replacements) | -- | 9,500 | | | 9,500 | Uniform Costs & Boot Replacements | <- 500.6110.54800 Supplies-Uniforms |

| SUMMARY BY FUNDING SOURCE! "2017 CIP & Major Contract Listing" Department / Category Item Description | # of Un. | >$1,000 MAJOR CONTRACTS & OTHER SERVS. | 57000's MACHINERY & EQUIPMENT | 57200's BUILDINGS& IMPRVMNTS. | 2017 TOTAL REQUESTS | OTHER FUNDS AS LISTED OTHER COMMENTS | ACCOUNT NUMBER |
|---|---|---|---|---|---|---|---|
| 2017 APPROPRIATION BUDGET - CAPITAL IMPROVEMENT PROGRAM & MAJOR CONTRACT LISTING | | | | | | | |
| *Machinery and Equipment:* | | | | | | | |
| - Small Tools | 1 | | 15,000 | | 15,000 | Small Tools | <- 500.6110.57000 Machinery & Equipment |
| - Replace Pickup Truck (No.54) ($37,500/Un) | 1 | | 37,500 | | 37,500 | Replace Pickup Truck (No.54) | <- 503.6110.57000 Machinery & Equipment |
| - Chipper-Tree Trimming ($67,000/Un) | 1 | | 67,000 | | 67,000 | Chipper-Tree Trimming | <- 503.6110.57000 Machinery & Equipment |
| - Replace Stake Body Truck (No.57) ($60,000/Un) | 1 | | 60,000 | | 60,000 | Replace Stake Body Truck | <- 503.6110.57000 Machinery & Equipment |
| *Improvements-Buildings & Properties:* | | | | | | | |
| **- Street Lighting Improvement Program ($40,000) -** | | | | | | | |
| - Street Lighting Improvements | -- | | | 25,000 | 25,000 | Street Lighting Improvements | <- 500.6110.54200 Supplies-Outdoor Lighting |
| - Street Lighting Improvements-LED Upgrades | -- | | | 15,000 | 15,000 | Street Lighting LED Upgrade Project | <- 500.6110.54200 Supplies-Outdoor Lighting |
| **- Traffic Signal Improvement Program ($15,000) -** | | | | | | | |
| - Traffic Signals-Improvements & Upgrades | -- | | | 15,000 | 15,000 | Traffic Signal-Imp. & Upgrades | <- 500.6110.57300 Traffic Signals-Upgrade & Maintenanc |
| **- Electric Feeder Line Improvements ($95,000) -** | | | | | | | |
| - Electrical Underground Upgrades & Maint. | -- | | | 40,000 | 40,000 | Electrical Underground Upgrades & Mi | <- 500.6110.54400 Supplies-Electrical Underground |
| - Electrical Overhead Upgrades & Maint. | -- | | | 55,000 | 55,000 | Electrical Overhead Upgrades & Maint | <- 500.6110.54420 Supplies-Electrical Overhead |
| **- Electric Substation Improvements ($29,000) -** | | | | | | | |
| - Substation & Bldg.Maint./Upgrades | -- | | | 9,000 | 9,000 | Substation & Bldg.Maint./Upgrades | <- 500.6110.53610 Contract Maintenance-Buildings |
| - Substation Parts & Supplies (Undefined) | -- | | | 20,000 | 20,000 | Substation Parts & Supplies (Undefine | <- 500.6110.54430 Supplies-Electrical Substations |
| **- Transformer Replmt.& Disposal Pgm. ($45,000) -** | | | | | | | |
| - Transformer Replacement Inventory | -- | | | 25,000 | 25,000 | Inventory Replacements & Other | <- 500.6110.54410 Supplies-Transformers |
| - Removal, Disposal & PCB Testing | -- | | | 5,000 | 5,000 | Removal, Disposal & PCB Testing | <- 500.6110.54410 Supplies-Transformers |
| - Capacitors, Potential & Current Transformers | -- | | | 15,000 | 15,000 | Capacitors, Potential & Cur.Transform | <- 500.6110.54410 Supplies-Transformers |
| **- Electric Meter Replacement Program ($23,500) -** | | | | | | | |
| - Meter Supplies & Sockets | -- | | | 23,500 | 23,500 | Meter Supplies & Sockets | <- 500.6110.54510 Supplies-Meters |
| **- Electrical Improvements & Upgrades ($235,000) -** | | | | | | | |
| - New System Growth & Upgrades | -- | | | 42,000 | 42,000 | New Customers & System Upgrades | <- 500.6110.57600 Electric Improvements |
| - Industrial Sub.-69 KV Switches | -- | | | 80,000 | 80,000 | Industrial Sub.-69 KV Switches | <- 503.6110.57600 Electric Improvements |
| - Capacitor Contollers | -- | | | 35,000 | 35,000 | Capacitor Contollers | <- 503.6110.57600 Electric Improvements |
| - PML Log Radio Replacements | -- | | | 7,000 | 7,000 | PML Log Radio Replacements | <- 503.6110.57600 Electric Improvements |
| - Soutside Sub.-Trans.Tap Changer Board Replmt. | -- | | | 35,000 | 35,000 | SS-Trans.Tap Changer Bd Replmt. | <- 503.6110.57600 Electric Improvements |
| - Three Phase Reclosure-Distribution Circuit Upgrade | -- | | | 36,000 | 36,000 | Three Phase Reclosure-Dist.Circuit | <- 503.6110.57600 Electric Improvements |
| **Total - 6110 Electric/Operations & Dist.** | | **73,300** | **179,500** | **482,500** | **735,300** | | |
| **6200 WATER/TREATMENT PLANT OP.** | | | | | | | |
| *Major Contracts:* | | | | | | | |
| - AWWA & Ohio Rurual Water Assn.Memeberships | -- | 1,600 | | | 1,600 | AWWA & Ohio Rurual Wt.Assn.Mem. | <- 510.6200.52010 Membership & Dues |
| - Outside Laboratory Services per EPA | -- | 8,000 | | | 8,000 | Water Testing Service Requirements | <- 510.6200.53300 Services Fees-Professional Services |
| - Outside Services Clean Sludge Lagoons | -- | 96,000 | | | 96,000 | Sludge Lagoon Cleanup & Land Apply | <- 510.6200.53300 Services Fees-Professional Services |
| - Outside Services Clean Intake Wet Well | -- | 6,000 | | | 6,000 | Ceaning Intake Wet Well | <- 510.6200.53300 Services Fees-Professional Services |
| - Outside Services HAB Testing | -- | 10,000 | | | 10,000 | Outside Services HAB Testing | <- 510.6200.53300 Services Fees-Professional Services |
| - Contracted Rate Review Services | -- | 15,000 | | | 15,000 | Contracted Rate Review Services | <- 510.6200.53300 Services Fees-Professional Services |
| - NPDES Permit, Operator Cert.,&Chem.Survey Fees | -- | 10,600 | | | 10,600 | NPDES Permit, Op.Cert.,&Chem.Surv | <- 510.6200.53370 Services Fees-EPA Permits |
| - TTHM Instrument-Extended Warranty & Serv.Plan | -- | 4,000 | | | 4,000 | TTHM Inst.-Ext.Warranty & Serv.Plan | <- 510.6200.53520 Contract Maintenance-Equipment |
| - Cnt.Water Twr.Insp.& Intake Generator | -- | 2,700 | | | 2,700 | Cnt.Wtr.Twr.Insp.& Intake Generator | <- 510.6200.53610 Contract Maintenance-Buildings |
| - Uniforms (Cleaning, Repair & Boot Replacements) | -- | 2,500 | | | 2,500 | Uniforms (Cleaning, Repair & Boots) | <- 510.6200.54800 Supplies-Uniforms |
| **- Allmax Operational Software (Water & Sewer ($2,140) -** | | | | | | | |
| - Allmax Oper. 10 Software (1/2 Cost-6200 WTP) | -- | 1,140 | | | 1,140 | Water Share of Allmax Oper.10 Pgm. | <- 510.6200.53520 Contract Maintenance-Equipment |
| - Allmax Oper. 10 Software (1/2 Cost-6300 WWTP) | -- | 1,000 | | | 1,000 | Sewer Share of Allmax Oper.10 Pgm. | <- 520.6300.53300 Services Fees-Professional Services |
| *Machinery and Equipment:* | | | | | | | |
| - Plant Equipment Maint.(Various-Undefined) | -- | | 17,000 | | 17,000 | Plant Equip.Maint.(Various-Undefined) | <- 510.6200.54500 Supplies-Other Equipment |
| - Small Tools (Various-Undefined) | -- | | 800 | | 800 | Small Tools (Various-Undefined) | <- 510.6200.54700 Supplies-Small Tools |
| - Computer & Monitor Upgrade SCADA ($1,000/Un) | 2 | | 2,000 | | 2,000 | Computer & Monitor Upg. SCADA | <- 510.6200.57000 Machinery & Equipment |
| - Tribidity Meter-1720E HACH ($3.230/Un) | 1 | | 3,230 | | 3,230 | HACH Tribidity Mtr.-Filter Samples | <- 510.6200.57000 Machinery & Equipment |
| - Blue-White Metering Pump ($2,110/Un) | 1 | | 2,110 | | 2,110 | Blue-White Mtr.Pump-Filter Samples | <- 510.6200.57000 Machinery & Equipment |

| SUMMARY BY FUNDING SOURCE! "2017 CIP & Major Contract Listing" Department / Category Item Description | # of Un. | >$1,000 MAJOR CONTRACTS & OTHER SERVS. | 57000's MACHINERY & EQUIPMENT | 57200's BUILDINGS& IMPRVMNTS. | 2017 TOTAL REQUESTS | OTHER FUNDS AS LISTED OTHER COMMENTS | ACCOUNT NUMBER |
|---|---|---|---|---|---|---|---|
| 2017 APPROPRIATION BUDGET - CAPITAL IMPROVEMENT PROGRAM & MAJOR CONTRACT LISTING | | | | | | | |
| - Upgrade Copy Machine ($1,500/Un) | 1 | | 1,500 | | 1,500 | Upgrade Copy Machine | <- 510.6200.57000 Machinery & Equipment |
| - Sump Pumps Wash Water Basin ($6,000/Un) | 2 | | 12,000 | | 12,000 | Sump Pumps Wash Water Basin | <- 510.6200.57000 Machinery & Equipment |
| - Dust Collector Bags | -- | | 1,000 | | 1,000 | Dust Collector Bags | <- 510.6200.57000 Machinery & Equipment |
| - Scalfolding & Beam | -- | | 4,000 | | 4,000 | Scalfolding & Beam | <- 510.6200.57000 Machinery & Equipment |
| - Balance Wieghts | -- | | 1,600 | | 1,600 | Balance Wieghts | <- 510.6200.57000 Machinery & Equipment |
| - Lab Balance ($5,500/Un) | 1 | | 5,500 | | 5,500 | Lab Balance | <- 510.6200.57000 Machinery & Equipment |
| - HACH Spectrphotometer-DR 6000 HACH ($7,890/Un) | 1 | | 7,890 | | 7,890 | HACH Tribidity Mtr.-Filter Samples | <- 510.6200.57000 Machinery & Equipment |
| - Push Mower ($450/Un) | 1 | | 450 | | 450 | Push Mower | <- 510.6200.57000 Machinery & Equipment |
| - Maintenane Pro - Program | -- | | 1,200 | | 1,200 | Maintenane Pro - Program | <- 510.6200.57000 Machinery & Equipment |
| *Improvements-Buildings & Properties:* | | | | | | | |
| - Pigging of Wauseon Waterline to Reservoir | -- | | | 10,000 | 10,000 | Pigging of Wauseon Waterline | <- 510.6200.57200 Buildings & Improvements |
| **- Old Water Plant - Identified Potential Imp. $5,100,000, not in 2016 Budget (If Plant NOT Totally Rehabed.) -** | | | | | | | |
| - Lime Slakers Replacement $ 500,000 | | | | | | | |
| - Rebuild of Rapid Sand Filters $1,500,000 | | | | | | | |
| - Replace Backup Generator $1,000,000 | | | | | | | |
| - Repl.Feeders (Carbon,Flouride, Etc.) $ 100,000 | | | | | | | |
| - Rehab of 750,000 Gal.Water Tower $1,000,000 | | | | | | | |
| - Replace Floc & Settling Basin Drives $1,000,000 | | | | | | | |
| Total Estimated Project Costs $5,100,000 | | | | | | | |
| **- Water Plant Project - (Design & Construction) - Project Note Rollover Into 2017, not listed here. -** | | | | | | | |
| Project: Water Plant (Eng.Dsgn.Current)$ 1,321,600 | -- | | | 105,800 | 105,800 | Water Plant (Engineering Design) | <- 519.6200.53310 Serv.Fees-Engineering & Design |
| Water Plant Imp.&Renovation $16,362,000 | | | | 16,362,000 | 16,362,000 | Water Plt.Imp. & Renovation | <- 519.6200.57700 Water Improvements |
| Total Estimated Project Costs $17,683,600 | | | | | | (Debt Funded, Note Sales in 2016, Rolled over Into 2017, Debt Costs NOT Listed with Capital) | |
| | | | | | | (Project to be funded by EPA - DEFA Funding. Final funding approval pending.) | |
| **Total - 6200 Water/Treatment Plant Op.** | | **158,540** | **60,280** | **16,477,800** | **16,696,620** | | |
| **6210 WATER/DISTRIBUTION SYS.** | | | | | | | |
| *Major Contracts:* | | | | | | | |
| - Stone & Hauling 800 ton Large Water Taps, 5-Taps | -- | 13,700 | | | 13,700 | Cnt.Stone & Hauling & Large Wt.Taps | <- 510.6210.53300 Services Fees-Professional Services |
| - Yearly Backflow Agrmt.& AWWA Software | -- | 1,500 | | | 1,500 | Backflow Agrmt.& AWWA Software, X | <- 510.6210.53300 Services Fees-Professional Services |
| - Uniforms (Cleaning, Repair & Replacements) | -- | 2,040 | | | 2,040 | Uniform Costs | <- 510.6210.54800 Supplies-Uniforms |
| *Machinery and Equipment:* | | | | | | | |
| - Small Tools (Various-Undefined) | -- | | 1,200 | | 1,200 | Small Tools (Various-Undefined) | <- 510.6210.54700 Supplies-Small Tools |
| - Tablets for Service Trucks-GIS | 1 | | 2,000 | | 2,000 | Tablets for Service Trucks-GIS | <- 510.6210.57000 Machinery & Equipment |
| **- Valve & Leak Detection, Testing & Repair Program ($50,000) -** | | | | | | | |
| - Valve Leak Detection & Repair Program | -- | | 25,000 | | 25,000 | Leak Detection & Rep.Pgm. | <- 510.6210.53300 Services Fees-Professional Services |
| - Valve Asset & Water Loss Program | -- | | 25,000 | | 25,000 | Valve Asset&Wat.Loss Pgm. | <- 510.6210.53300 Services Fees-Professional Services |
| **- Water Meter Replacement Program ($16,700) -** | | | | | | | |
| - Large Water Meter Testing & Repair | -- | | 1,000 | | 1,000 | Large Wat.+Meter Testing & Repair | <- 510.6210.53525 Contract Maint.-Meter Repair |
| - Water Meter Replacements & MIU's ($300/Un) | 33 | | 10,000 | | 10,000 | Water Meter Replacements & MIU's | <- 510.6210.54510 Supplies-Meters |
| - Large Water Meter Replacements & MIU's ($300/Un) | 7 | | 5,700 | | 5,700 | Large Water Meter Replmts. & MIU's | <- 510.6210.54510 Supplies-Meters |
| *Improvements-Buildings & Properties:* | | | | | | | |
| - Water Supplies (Yokes, Stops, Saddles, Valve,etc) | -- | | | 45,000 | 45,000 | Water Sup.(Yokes, Stops, Saddles, Va | <- 510.6210.54200 Supplies-Operating Materials |
| **Total - 6210 Water/Distribution System** | | **17,240** | **69,900** | **45,000** | **132,140** | | |
| **6300 SEWER(WWT)/TREATMENT PLT.** | | | | | | | |
| *Major Contracts:* | | | | | | | |
| - Outside Laboratory Services per EPA | -- | 8,650 | | | 8,650 | Waste Water Testing Service Req. | <- 520.6300.53300 Services Fees-Professional Services |
| - NPDES Permit and Operator Certification Fees | -- | 7,420 | | | 7,420 | NPDES Permit & Operator Cert.Fees | <- 520.6300.53370 Services Fees-EPA Permits |
| - Uniforms (Cleaning, Repair & Work Boots) | -- | 2,200 | | | 2,200 | Uniform Costs | <- 520.6300.54800 Supplies-Uniforms |

| SUMMARY BY FUNDING SOURCE! | | 2017 APPROPRIATION BUDGET - CAPITAL IMPROVEMENT PROGRAM & MAJOR CONTRACT LISTING | | | | | |
|---|---|---|---|---|---|---|---|
| "2017 CIP & Major Contract Listing" | | >$1,000 | | | | | |
| Department / Category | # of | MAJOR CONTRACTS & | 57000's MACHINERY | 57200's BUILDINGS& | 2017 TOTAL | OTHER FUNDS AS LISTED | |
| Item Description | Un. | OTHER SERVS. | & EQUIPMENT | IMPRVMNTS. | REQUESTS | OTHER COMMENTS | ACCOUNT NUMBER |
| *Machinery and Equipment:* | | | | | | | |
| - Plant Maintenance Parts & Mat.(Undefined) | -- | | 20,000 | | 20,000 | Parts Repair & Maint.of Plant Eqmnt. | <- 520.6300.54500 Supplies-Other Equipment |
| - Small Tools (Various-Undefined) | -- | | 1,200 | | 1,200 | Small Tools (Various-Undefined) | <- 520.6300.54700 Supplies-Small Tools |
| - Utility Vehicle (Gator) | 1 | | 20,000 | | 20,000 | Utility Vehicle (Gator) | <- 520.6300.57000 Machinery & Equipment |
| - Replace Laboratory Balance | 1 | | 4,300 | | 4,300 | Replace Laboratory Balance | <- 520.6300.57000 Machinery & Equipment |
| - Replace Office Desk | 1 | | 1,500 | | 1,500 | Replace Office Desk | <- 520.6300.57000 Machinery & Equipment |
| *Improvements-Buildings & Properties:* | | | | | | | |
| - Replace Digester Roof | -- | | | 11,460 | 11,460 | Replace Digester Roof | <- 520.6300.57200 Buildings & Improvements |
| - Replace Plumbing in Sludge Press Building | -- | | | 2,000 | 2,000 | Replace Plumbing in Sludge Press Bui | <- 520.6300.57200 Buildings & Improvements |
| - Seal Cracks in Driveway | -- | | | 4,000 | 4,000 | Seal Cracks in Driveway | <- 520.6300.57200 Buildings & Improvements |
| - Paint for Exterior Trim & Equipment | -- | | | 1,500 | 1,500 | Paint for Exterior Trim & Equipment | <- 520.6300.57200 Buildings & Improvements |
| - Sidewalk Repairs | -- | | | 4,000 | 4,000 | Sidewalk Repairs | <- 520.6300.57200 Buildings & Improvements |
| - Clean and Inspect Secondary Digester | -- | | | 100,000 | 100,000 | Clean & Inspect Secondary Digester | <- 520.6300.57200 Buildings & Improvements |
| - Inclose UV Building | -- | | | 20,000 | 20,000 | Inclose UV Building | <- 520.6300.57200 Buildings & Improvements |
| - Asset Management Plan | -- | | | 30,000 | 30,000 | Asset Management Plan | <- 520.6300.57200 Buildings & Improvements |
| - M609 | -- | | | 90,000 | 90,000 | Master Plan for Treatment Plant | <- 520.6300.57200 Buildings & Improvements |
| **Total - 6300 Sewer(WWT)/Treatment Plt.** | | **18,270** | **47,000** | **262,960** | **328,230** | | |
| **6310 SEWER(WWT)/COLLECTION SYS.** | | | | | | | |
| *Major Contracts:* | | | | | | | |
| - Televising Sewers & Smoke Testing | -- | 7,000 | | | 7,000 | Contracted Televising & Smoke Testin | <- 520.6310.53300 Services Fees-Professional Services |
| - Uniforms (Cleaning, Repair & Replacements) | -- | 820 | | | 820 | Uniform Costs | <- 520.6310.54800 Supplies-Uniforms |
| *Machinery and Equipment:* | | | | | | | |
| - Small Tools (Various-Undefined) | -- | | 600 | | 600 | Small Tools (Various-Undefined) | <- 520.6310.54700 Supplies-Small Tools |
| *Improvements-Buildings & Properties:* | | | | | | | |
| - Catch Basin Repairs (Contracted) | -- | | | 3,000 | 3,000 | <- 200 SCM&R FUND | <- 200.5120.53300 Service Fees-Professional Services |
| - Materials, Castings, Pipes, Etc. | -- | | | 5,000 | 5,000 | <- 200 SCM&R FUND | <- 200.5120.54200 Supplies-Operating Materials |
| - Contracted Misc.Sewer Repairs (Undefined) | -- | | | 10,000 | 10,000 | Cnt.Sewer Repairs (Undefined) | <- 520.6310.53300 Services Fees-Professional Services |
| - Misc.Manholes, Pipes, Castings, Chimney Seals | -- | | | 10,000 | 10,000 | Misc.Manholes, Pipes, Castings, Chm | <- 520.6310.54200 Supplies-Operating Materials |
| - Repairs Lift Stations & Ot.Equipment (Undefined) | -- | | | 5,000 | 5,000 | Repairs Lift Stations & Ot.Equip.(Unde | <- 520.6310.54500 Supplies-Other Equipment |
| - Various Sanitary Sewer Emg.Repairs (Undefined) | -- | | | 100,000 | 100,000 | Various Sanitary Sewer Emg.Rep. | <- 521.6310.57800 Sanitary Sewer Improvements |
| - Sanitary Sewer Cleaning Program | -- | | | 85,000 | 85,000 | Sanitary Sewer Cleaning Program | <- 521.6310.57800 Sanitary Sewer Improvements |
| - Long Term Control Plan Updates | -- | | | 30,000 | 30,000 | Long Term Control Plan Updates | <- 521.6310.57800 Sanitary Sewer Improvements |
| - Williams Pump Station Replacement | -- | | | 100,000 | 100,000 | Williams Pump Station Replacement | <- 521.6310.57800 Sanitary Sewer Improvements |
| - VanHyning Pump Station Replacement | -- | | | 100,000 | 100,000 | VanHyning Pump Station Replacemen | <- 521.6310.57800 Sanitary Sewer Improvements |
| - Manhole Lining Project | -- | | | 40,000 | 40,000 | Manhole Lining Project | <- 521.6310.57800 Sanitary Sewer Improvements |
| - Sanitary Later Repairs in City ROW | -- | | | 50,000 | 50,000 | Sanitary Later Repairs in City ROW | <- 521.6310.57810 Sewer Lateral Improvements |
| **- Park Street Improvement Project-Ph.1 (LTCP 11E-Partial) $870,000 -** | | | | | | | |
| Project: Street Improvements $460,000 | -- | | | 460,000 | 460,000 | Park St. Improvements-All Sewer | <- 521.6310.57500 Street Improvements |
| Waterline Improvements $150,000 | -- | | | 150,000 | 150,000 | Park St. Improvements-All Sewer | <- 521.6310.57700 Waterline Improvements |
| Sanitary Sewer Improvements $ 40,000 | -- | | | 40,000 | 40,000 | Park St. Improvements-All Sewer | <- 521.6310.57800 Sanitary Sewer Improvements |
| Storm Sewer Improvements $220,000 | -- | | | 220,000 | 220,000 | Park St. Improvements-All Sewer | <- 521.6310.57900 Storm Sewer Improvements |
| Total Estimated Project Cost $870,000 | | | | | | | |
| **- Haley Avenue Sanitary Sewer Improvements $630,000 -** | | | | | | | |
| Project: Street Improvements $175,000 | -- | | | 175,000 | 175,000 | Haley Ave. Improvements-All Sewer | <- 521.6310.57500 Street Improvements |
| Waterline Improvements $ 11,000 | -- | | | 11,000 | 11,000 | Haley Ave. Improvements-All Sewer | <- 521.6310.57700 Waterline Improvements |
| Sanitary Sewer Improvements $378,000 | -- | | | 378,000 | 378,000 | Haley Ave. Improvements-All Sewer | <- 521.6310.57800 Sanitary Sewer Improvements |
| Storm Sewer Improvements $ 66,000 | -- | | | 66,000 | 66,000 | Haley Ave. Improvements-All Sewer | <- 521.6310.57900 Storm Sewer Improvements |
| Total Estimated Project Cost $630,000 | | | | | | | |
| **Total - 6310 Sewer(WWT)/Collection Sys.** | | **7,820** | **600** | **2,038,000** | **2,046,420** | | |

| SUMMARY BY FUNDING SOURCE! "2017 CIP & Major Contract Listing" Department / Category Item Description | # of Un. | >$1,000 MAJOR CONTRACTS & OTHER SERVS. | 57000's MACHINERY & EQUIPMENT | 57200's BUILDINGS& IMPRVMNTS. | 2017 TOTAL REQUESTS | OTHER FUNDS AS LISTED OTHER COMMENTS | ACCOUNT NUMBER |
|---|---|---|---|---|---|---|---|
| **2017 APPROPRIATION BUDGET - CAPITAL IMPROVEMENT PROGRAM & MAJOR CONTRACT LISTING** | | | | | | | |
| **6311 SEWER(WWT)/CLEANING& IMP.(SSO & CSO)** | | | | | | | |
| *Major Contracts:* | | | | | | | |
| *Machinery and Equipment:* | | | | | | | |
| - Small Tools (Various-Undefined) | -- | | 650 | | 650 | Small Tools (Various-Undefined) | <- 520.6311.54700 Supplies-Small Tools |
| *Improvements-Buildings & Properties:* | | | | | | | |
| - Misc.Manholes, Pipes, Castings, Chimney Seals | -- | | | 4,700 | 4,700 | Misc.Manholes, Pipes, Castings, Chm | <- 520.6311.54200 Supplies-Operating Materials |
| - Annual Funding of CWRAP Program | -- | | | 25,000 | 25,000 | Clear Water Removal Assitance Pgm. | <- 520.6311.57800 Sanitary Sewer Improvements |
| **Total - 6311 Sewer(WWT)/Cleaning & Imp.** | | **0** | **650** | **29,700** | **30,350** | | |
| **6400, 6410, 6411 & 6420 SANITATION/COLLECTION & DISPOSAL** | | | | | | | |
| *Major Contracts:* | | | | | | | |
| **- Landfill Contracts ($101,200) -** | | | | | | | |
| - Landfill Charges for Vactor Contents | -- | 1,200 | | | 1,200 | Landfill Charges for Vactor Contents | <- 520.6310.53461 Contracts-Landfill Charges |
| - Landfill Contract (Est. 1,500 tons @ $50.00/ton) | -- | 75,000 | | | 75,000 | Refuse Pickups-Annual Landfill Contra | <- 560.6400.53461 Contracts-Landfill Charges |
| - Landfill Contract-Seasonal Pickups | -- | 25,000 | | | 25,000 | Seasonal Pickups-Landfill Waste | <- 560.6410.53461 Contracts-Landfill Charges |
| **- Bulk Hauling, Grinding & Recycling Contracts ($100,050) -** | | | | | | | |
| - Contracted Hauling & Special Disposals | -- | 16,000 | | | 16,000 | Seasonal Pickups Hauling & Disposals | <- 560.6410.53300 Service Fees-Professional Services |
| - Yard Waste Grinding, Hauling & Disposal | -- | 52,050 | | | 52,050 | Yard Waste Grinding, Hauling & Dispo | <- 560.6411.53300 Service Fees-Professional Services |
| - Recycling Contract (Est.800 tons @ $40/ton) | -- | 32,000 | | | 32,000 | Annual Recycling Cnt.-Sort & Process | <- 560.6420.53460 Contracts-Recycling & Sorting |
| **- Unforms-Service Contract ($1,230) -** | | | | | | | |
| - Uniforms (Cleaning, Repair & Replacements) | -- | 820 | | | 820 | Uniform Costs | <- 560.6400.54800 Supplies-Uniforms |
| - Uniforms (Cleaning, Repair & Replacements) | -- | 410 | | | 410 | Uniform Costs | <- 560.6420.54800 Supplies-Uniforms |
| *Machinery and Equipment:* | | | | | | | |
| - Downtown Trash Can Parts & Rplmnt. | -- | | 3,000 | | 3,000 | Downtown Trash Can Parts & Rplmnt. | <- 560.6400.54200 Operating Materials |
| - Small Tools (Various-Undefined) | -- | | 50 | | 50 | Small Tools (Various-Undefined) | <- 560.6400.54700 Supplies-Small Tools |
| - Replacement Bins & Lids | -- | | 9,500 | | 9,500 | Replacement Bins and Lids | <- 560.6420.54200 Supplies-Operating Materials |
| - New Dumpsters ($750/Un) | 4 | | 3,000 | | 3,000 | New Dumpster Replacements | <- 561.6400.57000 Machinery & Equipment |
| *Improvements-Buildings & Properties:* | | | | | | | |
| - Landscaping Material for Yard Waste Site | -- | | | 2,000 | 2,000 | Landscaping Material for Yard Waste S | <- 561.6400.57200 Buildings & Improvements |
| **Total - 6400 Sanitation/Coll.& Dispose** | | **202,480** | **15,550** | **2,000** | **220,030** | | |
| **9900 TRANSFER ACCOUNTS** | | | | | | | |
| *Major Contracts (Transfers):* | | | | | | | |
| **- Annual Fire Eq.Reserve per Contracts ($72,000) -** | | | | | | | |
| - Transfer to 242 Fire Equipment Fund | -- | 26,000 | | | 26,000 | <- 210 EMS TRNS.SRV.FD (TRANSFE | <- 210.9900.59620 TR.TO-242 Fire Eq. Fund |
| - Transfer to 242 Fire Equipment Fund | -- | 46,000 | | | 46,000 | Capitalization of the 242 Fire Equip.Fu | <- 400.9900.59620 TR.TO-242 Fire Eq. Fund |
| **- Debt Payment on Street Imp. Bonds ($55,250) -** | | | | | | | |
| - Transfer to 300 Bond Debt Ret.Fund | -- | 56,570 | | | 56,570 | GO Debt-Northcrest Dr.& SR424-Melo | <- 400.9900.59545 TR.TO-300 Bond Debt Ret.Fund |
| **- Other 400 CIP Fund Transfers ($25,000) -** | | | | | | | |
| - Transfer to 401 CIP Funding Reserve Fund | -- | 25,000 | | | 25,000 | Reserve for Future Capital Funding | <- 400.9900.59630 TR.TO-401 CIP Funding Res.Fd. |
| **- Annual Sewer Reserve for Future Projects ($350,000) -** | | | | | | | |
| - Transfer to 521 Sewer Rep.& Imp. Fund | | 350,000 | | | 350,000 | Reserve for Future Capital Funding | <- 520.9900.59855 TR.TO-521 Sewer Rep.&Imp.Fund |
| **Total - 9900 Transfer Accounts** | | **503,570** | **0** | **0** | **503,570** | | |
| *** TOTAL-MAJOR CNTS. & CIP PROGRAM** | | **2,245,380** | **1,309,740** | **22,494,380** | **26,049,500** | | |

## RESOLUTION NO. 064-16

**A RESOLUTION AUTHORIZING THE EXPENDITURE OF FUNDS AND AUTHORIZING A DEPARTMENT DIRECTOR TO TAKE BIDS ON CERTAIN PROJECTS, SERVICES, EQUIPMENT, MATERIALS, OR SUPPLIES WITHOUT THE REQUIREMENT FOR ADDITIONAL LEGISLATION TO DO SO IN THE YEAR 2017; AND DECLARING AN EMERGENCY**

**WHEREAS**, each year from time to time, a Department Director (City Manager, City Finance Director, or City Law Director) is required to come to Council for authority to take bids for certain projects, services, or the purchase or lease of equipment, materials or supplies used in the City operations; and,

**WHEREAS**, in order to provide a more feasible, economical, and expedited method of bidding procedures, it is deemed necessary to give to the above mentioned Department Directors authority to bid such projects, services, equipment, materials, or supplies without the necessity of continued legislation; **Now Therefore**,

**BE IT RESOLVED BY THE COUNCIL OF THE CITY OF NAPOLEON, OHIO:**

Section 1. That, the City Manager, City Finance Director, and City Law Director, for their respective departments, subject to Council's approval as to the specifications, plans, agreements, and other related bid documents when applicable, are hereby authorized to advertise and receive bids or take proposals as applicable for the projects, services, equipment, materials, or supplies that are anticipated to be in excess of $25,000.00 as listed in attached Exhibit "A", (such exhibit being incorporated into this Resolution by attachment and made a part hereof), without the necessity of further legislation in the year 2017; further, Council finds that the expenditure of funds in excess of $25,000.00 for each project, service, equipment, material, or supply listed in said Exhibit "A", is necessary and authorized, subject to an approved motion of Council permitting the respective Department Director to make award. If a contract for said project, service, equipment, material, or supply is awarded to a successful bidder (lowest and best) as a result of a competitive bid, the City Manager, City Finance Director, and City Law Director, for their respective departments, are directed to enter into a contract with the awardee subject to the terms and conditions of an agreement approved by Council, said agreement subject to any non-material changes deemed appropriate by the respective Department Director and approved as to form and correctness by the City Law Director. In the case of a non-competitive bid, the City Manager, City Finance Director, and City Law Director, for their respective departments, are directed to enter into a contract with the awarded subject to the terms and conditions of an agreement approved by Council, said agreement subject to any non-material changes deemed appropriate by the respective Department Director and approved as to form and correctness by the City Law Director

Section 2. That, Council reserves the right, by motion of Council, to approve for award, direct no award, reject all or some bids, or rebid, when deemed in the best interest of the City as it relates to the projects identified in Section 1 of this Resolution; moreover, Council may waive any informalities in the bidding process.

Section 3. That, Chapters 105 and 106 of the Codified Ordinances of Napoleon, Ohio, shall continue to be applicable to any projects, services, equipment, materials, or supplies listed in attached Exhibit "A"; moreover, nothing in this Resolution shall be construed as limiting the Department Directors in making purchases or contracting for services in any manner as provided for in said Chapters, statutory law or as otherwise provided by Council. When competitive bidding is required for any project, service, equipment, material or supply as a matter of law, it shall be utilized unless otherwise eliminated by act of Council. When quality based selection is required for any project listed in Exhibit "A" for architectural, engineering, or construction management services as a matter of law, then the quality based selection process shall be utilized unless otherwise eliminated by act of Council. Also, Council hereby finds that the expenditure of funds in excess of $25,000.00 for each architectural, engineering, or construction management service as found in Exhibit "A" is necessary and approved as a proper public expenditure of funds, subject to approved motion of Council permitting the Department Director to make the award. Finally, the combining of projects, or the contracting or purchase of services, equipment, materials, or supplies is permitted of any project or item listed in Exhibit "A" without necessity of further authorization by Council.

Section 4. That, a Department Director is authorized to use this Resolution for authority for said bids and/or purchases as contained in this Resolution.

Section 5. That, any item listed in attached Exhibit "A" may be leased in lieu of purchasing when deemed appropriate by the respective Department Director.

Section 6. That, all leases, purchases and contracts for projects, services, equipment, materials, or supplies is subject to appropriation and certification of funds.

Section 7. That, any trade-ins shall be controlled by §107.05(c) of the Codified Ordinances of Napoleon, Ohio, as may be amended from time to time.

Section 8. That, it is found and determined that all formal actions of this City Council concerning and relating to the adoption of this Resolution were adopted in open meetings of this City Council, and that all deliberations of this City Council and any of its committees that resulted in such formal actions were in compliance with all legal requirements, including §121.22 of the Ohio Revised Code and the Codified Ordinances of the City of Napoleon, Ohio.

Section 9. That, if any other prior resolution or ordinance is found to be in conflict with this Resolution, then the provisions of this Resolution shall prevail. Further, if any portion of this Resolution is found to be invalid for any reason, such decision shall not affect the validity of the remaining portions of this Resolution or any part thereof.

Section 10. That, this Resolution is declared to be an emergency measure necessary for the immediate preservation of the public peace, health or safety of the City and its inhabitants, and for the further reason that this legislation must be in effect at the earliest possible time to allow the timely purchase of materials, supplies, equipment or services essential to provide public peace, health or safety; therefore, provided it receives the required number of votes for passage as emergency legislation, it shall be in full force and effect immediately upon its passage; otherwise, it shall be in full force and effect at the earliest time permitted by law.

Passed: 12/19/2016

Travis B. Sheaffer, Council President

Approved: 12/19/2016

Jason P. Maassel, Mayor

VOTE ON PASSAGE 7 Yea 0 Nay - Abstain

Attest:

Gregory J. Heath, Clerk/Finance Director

*I, Gregory J. Heath, Clerk/Finance Director of the City of Napoleon, do hereby certify that the foregoing Resolution No. 064-16 was duly published in the Northwest Signal, a newspaper of general circulation in said City, on the _____ day of _____, 20__ _____; & I further certify the compliance with rules established in Chapter 103 of the Codified Ordinances Of Napoleon Ohio and the laws of the State of Ohio pertaining to Public Meetings.*

*Gregory J. Heath, Clerk/Finance Director*

| DEPARTMENT/CATEGORY/ITEM DESCRIPTION |
|---|
| |
| **1600 MIS** |
| New Telephone System |
| Copy Machines (Various Departments) |
| |
| **1700 ENGINEERING/CITY ENGINEER** |
| Survey Equipment |
| Surveying Services |
| |
| **2100 POLICE/SAFETY SERVICES** |
| Patrol Car – Replacement of two vehicles |
| |
| **2200 FIRE/SAFETY SERVICES** |
| Fire Training Facility |
| Fire Truck (replace 806) – Hovercraft |
| Fire Truck (replace 807) |
| |
| **3100 BUILDING INSPECTION and ZONING** |
| Comprehensive Plan Update |
| |
| **5100 SERVICES/STREETS SCM&R** |
| Roadside Mowing (contracted) |
| Ice & Snow Removal – (Salt Contracts) |
| New Street Sweeper |
| Tree Trimming & Stump Removal (contracted) |
| Purchase of Dump Truck (carry over from 2016) (two (2) POs written Reineke Ford & Kalida Truck |
| |
| **-Road & Street Improvement Programs** |
| Street Striping & Misc. Painting (contracted) |
| Milling & Resurfacing Local Streets (Annual) |
| Materials – Crack Sealing, Stone & Other |
| Annual Concrete Grinding |
| Spray Patching and Street Materials – Yearly Program |
| Downtown Resurfacing Project |
| GIS Setup |
| City Parking Lot Repavement |
| Roundhouse Road Street Improvements |
| Ohio Street Waterline Improvements |
| Hobson Street Waterline |
| |
| **6110 ELECTRIC/OPERATIONS DIST.** |
| Pickup Truck |
| Wood Poles |

| |
|---|
| Chipper Tree Trimming |
| Truck – Stake Body |
| |
| **-Street Lighting Improvement Program** |
| Street Lighting Improvements |
| |
| **-Electric Feeder Line Improvements** |
| Electrical Underground Upgrades & Maintenance |
| Electrical Overhead Upgrades & Maintenance |
| |
| **-Transformer Replacement & Disposal Programs** |
| Transformer Replacement and Disposal (Inventory) |
| Southside Substation Transformer Tap Changer Board Replacement |
| |
| **-Electrical Improvements & Upgrades** |
| New System Growth & Updates |
| Industrial Substation – 69 kV Switches |
| Three Phase Reclosure-Distribution Circuit Upgrade |
| Capacity Controllers |
| |
| **6200 WATER TREATMENT PLANT OPERATIONS** |
| Outside Services Clean Sludge Lagoons (contracted) |
| Water Plant Rehabilitation Project |
| Chemicals (Water Treatment Plant) |
| Chemicals (Miex Resin & Salt) |
| |
| **6210 WATER DISTRIBUTION SYSTEM** |
| Leak Detection & Repair Program |
| Valve Asset & Water Loss Program |
| Water Supplies (Yokes, Stops, Saddles, Valve, etc.) |
| |
| **6300 SEWER/WASTEWATER TREATMENT PLANT** |
| Asset Management Plan |
| Various Sanitary Sewer Emergency Repairs (contracted) |
| Sanitary Sewer Cleaning Program (contracted) |
| Long Term Control Plan Updates (contracted) |
| Storm Sewer Improvements |
| Chemicals (Wastewater Treatment Plant) |
| Manhole Lining Project |
| Sanitary Later Repairs in City ROW |
| Park Street Improvements |
| Haley Avenue Sanitary Sewer Improvements |
| Williams Pump Station Replacement |
| VanHyning Pump Station Replacement |
| |

| 6400, 6410, 6411 & 6420 SANITATION/COLLECTION & DISPOSAL |
|---|
| Landfill Services (contracted) |
| Yard Waste Grinding (contracted) |
| Recycling Services (contracted) |
| Chemicals for Mosquito Control |

## RESOLUTION NO. 065-16

**A RESOLUTION AUTHORIZING EXPENDITURE OF FUNDS IN EXCESS OF TWENTY FIVE THOUSAND DOLLARS ($25,000.00) IN AND FOR THE YEAR 2017 AS IT RELATES TO REOCCURRING COSTS ASSOCIATED WITH THE OPERATION OF THE CITY, FOR PAYMENT OF EXPENSES, AND FOR PURCHASES ASSOCIATED WITH VENDORS UTILIZED BY MULTIPLE DEPARTMENTS WITHIN THE CITY; ELIMINATION OF NECESSITY OF COMPETITIVE BIDDING IN AND FOR THE YEAR 2017 AS IT RELATES TO CERTAIN TRANSACTIONS; DECLARING AN EMERGENCY**

**WHEREAS,** the City each year has reoccurring costs associated with the conducting of business with groups or associations established for or on behalf of the political subdivisions or instrumentalities of the State, which annually exceed $25,000.00; and,

**WHEREAS**, the City each year has reoccurring costs associated with the conducting of business, many which result in mandatory payments or merely occurs as a result of the method of accounting utilized by the City's Finance Department; and,

**WHEREAS**, for convenience and efficiency, purchase orders are annually written to vendors by multiple departments of the City with a combined total that exceeds $25,000.00; Now Therefore,

**BE IT RESOLVED BY THE COUNCIL OF THE CITY OF NAPOLEON, OHIO:**

Section 1. That, the expenditure of funds by the City in excess of $25,000.00, in and for the year 2017, is hereby necessary and authorized as a proper public expenditure, subject to appropriation of funds, for purchases, services, coverage, or benefits listed in said Exhibit "A".

Section 2. That, the expenditure of funds by the City in excess of $25,000.00, in and for the year 2017, is hereby necessary and authorized as a proper public expenditure, subject to appropriation of funds, for the following purchases associated with recreation, fund balance maintenance, public labor costs, public auditing, utilities, bonding, accounting, the payment of debt service, postal service, banking, permitting, and codification listed in said Exhibit "B".

Section 3. That, the expenditure of funds in excess of $25,000.00 is hereby necessary and authorized as a proper public expenditure, subject to appropriation of funds, for the City's cumulative purchase of product, supply, equipment and/or services periodically through the year 2017 from the following vendors; however, in no event shall the amount exceed $25,000.00 for any one purchase of product, supply, equipment and/or services or any one specific project under the authority of this Resolution listed in said Exhibit "C":

Section 4. That, due to nature or uniqueness of the transactions or vending listed in Sections 1, 2 and 3 of this Resolution, except for the prohibition in Section 3 regarding the one time purchase over $25,000.00, any requirement that may exist for competitive bidding is hereby eliminated in the best interest of the City.

Section 5. That, nothing in this Resolution shall be construed as to eliminate the necessity of quality based selection as it relates to architect, engineer or construction services for any one project that would otherwise require such a selection process, as such elimination of quality based selection would require separate Council action; moreover, nothing in this Resolution shall be construed as to eliminate the restriction found in Section 3 of this Resolution as it relates to a single purchase or project expenditures.

Section 6. That, it is found and determined that all formal actions of this City Council concerning and relating to the adoption of this Resolution were adopted in open meetings of this City Council, and that all deliberations of this City Council and any of its committees that resulted in such formal actions were in compliance with all legal requirements, including Section 121.22 of the Ohio Revised Code and the Codified Ordinances of Napoleon Ohio.

Section 7. That, if any other prior Ordinance or Resolution is found to be in conflict with this Resolution, then the provisions of this Resolution shall prevail. Further, if any portion of this Resolution is found to be invalid for any reason, such decision shall not affect the validity of the remaining portions of this Resolution or any part thereof.

Section 8. That, this Resolution is declared to be an emergency measure necessary for the immediate preservation of the public peace, health or safety of the City and its inhabitants, and for the further reason that this legislation must be in effect at the earliest possible time to allow for prompt purchases required to remain operational, being operational essential to public peace, health or safety; therefore, provided it receives the required number of votes for passage as emergency legislation, it shall be in full force and effect immediately upon its passage; otherwise, it shall be in full force and effect at the earliest time permitted by law.

Passed: 12/19/2016

Travis B. Sheaffer, Council President

Approved: 12/19/2016

Jason P. Maassel, Mayor

VOTE ON PASSAGE 6 Yea 0 Nay 1 Abstain

Attest:

Gregory J. Heath, Clerk/Finance Director

*I, Gregory J. Heath, Clerk/Finance Director of the City of Napoleon, do hereby certify that the foregoing Resolution No. 065-16 was duly published in the Northwest Signal, a newspaper of general circulation in said City, on the _____ day of _____, _____; & I further certify the compliance with rules established in Chapter 103 of the Codified Ordinances Of Napoleon Ohio and the laws of the State of Ohio pertaining to Public Meetings.*

*Gregory J. Heath, Clerk/Finance Director*

# EXHIBIT "A"

| | |
|---|---|
| American Municipal Power, Inc. | For: Contracted Power Purchase and Services |
| BORMA Benefit Plans | For: Insurance Premiums (Health) |
| CIC of Henry County, Ohio | For: Economic Development Services |
| Four County Career Center | For: Training Services |
| Henry County Auditor | For: Auditor Fees and Assessment Fees |
| Henry County EMA | For: Emergency Management Agency |
| Henry County Engineer | For: Engineering Shared Projects |
| Henry County Regional Water/Sewer District | For: Payments for Water Collections |
| Auditor of State of Ohio | For: Annual Auditing Services |
| John Donovan - Law Librarian | For: Law Library Payments |
| The MAN Unit | For: Police Services |
| Maumee Valley Planning | For: CHIS/CHIP Grant Administration |
| Napoleon/Henry County Chamber of Commerce | For: Tourist Bureau and other |
| Ohio Bureau of Workers Compensation | For: Employee Worker's Comp. Insurance Coverage |
| Ohio Police Pension Fund | For: Police Pension Payment |
| Ohio Fire Pension Fund | For: Fire Pension Payment |
| Ohio Public Employers' Retirement System | For: Pension Payments |
| Public Entities Pool (PEP) | For: Insurance Premiums (Property & Casualty) |
| Thomas R. Manahan, Attorney at Law | For: Prosecutor & Other Legal Related Services |
| Treasurer State of Ohio | For: Various Items |

# EXHIBIT "B"

| | |
|---|---|
| Bonded Chemical | For: Chemicals at Water Treatment Plant |
| Calfee, Halter & Griswold, LLP | For: Specialized Legal Services |
| Cargill Salt | For: Miex Water Treatment Chemicals |
| Cedar Point Accounting Dept. | For: Tickets for Resale |
| City of Napoleon, Fuel Rotary | For: Fuel Purchases |
| City of Napoleon, Garage Rotary | For: Garage Rotary Services |
| City of Napoleon, Income Tax | For: Refunds of Income Taxes |
| City of Napoleon, Payroll | For: Payroll Postings |
| City of Napoleon, Reimbursements | For: Inter-fund Reimbursements |
| City of Napoleon, Rescue | For: Township Portion of EMS Revenues |
| City of Napoleon, Utility | For: Meter Deposit Refunds |
| City of Napoleon, Utility | For: Utility Services |
| City of Napoleon, Utility | For: Water and Sewer Refunds |
| City of Napoleon, Utility | For: Electric Refunds |
| Embarq (Centurylink) | For: Telephone Services |
| Farmer and Merchant's State Bank | For: Banking and Debt Service Payments |
| Huntington National Bank | For: Banking & Debt Service Payments |
| Napoleon Area Schools | For: NCTU and Other |
| Napoleon, Inc. | For: Newspaper Publication Services |
| National City Bank | For: Debt Service Payment |
| Ohio CAT | For: Equipment Rental & Parts |
| Ohio Gas Company | For: Utility Services |
| Ohio Water Development (OWDA) | For: Debt Service Payment |
| OMEGA JV5/Amp-Ohio Inc. | For: Purchase of Power |
| OMEGA JV6/Amp-Ohio Inc. | For: Purchase of Power |
| PNC Bank, N.A. | For: Debt Service Payments |
| Rescue-Township Charges (EMS) | For: EMS Revenues to Townships |
| Robinson Salt | For: Salt for Miex Plant |
| Schonhardt and Associates | For: CAFR Preparation |
| Smart Bill, LTD | For: Outsourcing of Utility Bill Printing and Mailing |
| Squires, Patton, Boggs (US) LLP | For: Bond Counsel (Professional Services) |
| Treasurer State of Ohio | For: Payments to State |
| US Bank N.A. | For: Debt Service Payments |
| US EPA (Treasurer, State of Ohio) | For: Permits |
| US Postmaster | For: Postal Services and Supply |
| Verizon Wireless | For: Wireless Phone Services |

Walter Drain Co. For: Codification Services (Professional Services)

# EXHIBIT "C"

| | |
|---|---|
| A & A Custom Crushing | For: Concrete Crushing |
| Aramark | For: Uniform Services |
| Auglaize Tree Service | For: Tree Services |
| Baldwin Poles | For: Utility Poles |
| Bauer Lawn Maintenance, Inc. | For: Brush Grinding & Leaf Disposal |
| BGL Asset Services, LLC | For: Inspections & Bridge Management & Repair |
| Bob Ross Auto Group | For: Operations Pickup Truck |
| Boundtree Medical Supply, LLC | For: Medical Supplies |
| Brown Wood Preserving Co., Inc. | For: Electric Poles |
| Brownstown Electric Supply | For: Electric Supplies |
| Bryan Excavating | For: Construction Services |
| Cargill, Inc. | For: Salt |
| CDW Government, Inc. | For: Computers and Supplies |
| Chemtrade Chemicals US, LLC | For: Chemicals |
| City Blue, Inc. | For: Survey Supplies |
| Clarke Mosquito Control Product | For: Mosquito Control Supply |
| Clemons Nelson | For: Legal Services |
| CMI (Creative Microsystems, Inc.) | For: Software and Hardware Systems |
| Concrete Specialist Company, Ltd. | For: Concrete Repair/Replacement |
| D & R Demolition Corp. | For: Concrete Crushing |
| Darr's Cleaning, Inc. | For: Sewer Cleaning and Inspection |
| Defiance County Landfill | For: Sanitation Dumping Services |
| Dennis Panning Excavating | For: Yard Waste Hauling and Disposal |
| Detroit Salt Company | For: Salt |
| Downtown | For: Downtown Renovation Vendors |
| Estabrook, Corp. | For: Pump Supplies and Repairs |
| Finley Fire Equipment | For: Fire Engines and Service Repairs |
| Fire Safety Services Inc. | For: Fire Services and Supply |
| Fire Service, Inc. | For: Fire Services and Supply |
| Fitzenrider, Inc. | For: Heating and Air Conditioning Service Work |
| Ft. Defiance Service Master | For: Cleaning and Sanitizing Services |
| Garcia Surveyors, Inc. | For: Surveying Services (Professional Services) |
| Gerken Asphalt Paving, Inc. | For: Paving Materials & Asphalt Laying |
| Go Green, Inc. | For: Brush Grinding Services |
| Henschen and Associates, Inc. | For: Software and Hardware Systems |
| Anixter | For: Electrical Parts and Supply |

| | |
|---|---|
| Hydro Dyne Engineering, Inc. | For: Wastewater Remanufacturing of Screens |
| Irvine Electrical and Testing | For: Testing and Supplies |
| Jack Doheny Supplies Ohio, Inc. | For: Wastewater Supplies |
| J.A. Hillis Excavating, LLC | For: Excavation Services |
| K-Tech | For: Beet Heet |
| Kalida Truck | For: Vehicle Accessories |
| Koester Corp. | For: Engineering Services |
| Kuhlman Corp. | For: Parts and Supply |
| Kurtz Ace Hardware | For: Supply |
| Lingvai Excavating, LLC | For: Construction Services |
| Lingvai Paving, LLC | For: Paving Services |
| Linward Electric, Inc. | For: Traffic Signal Repairs |
| The Mannik and Smith Group, Inc. | For: Engineering Services (Professional Services) |
| Masterpiece Sign Graphics, Inc. | For: Signs |
| The Accumed Group | For: Ambulance Billing Services |
| Meeder Investment Management | For: Investment Management Services |
| Meggar | For: Electrical Testing Equipment |
| Mel Lanzer Co. | For: Construction Services |
| Melrose Pyrotechnics, Inc. | For: Fireworks |
| Michael D. Draper | For: Janitorial Services |
| Mid-Ohio Sludge Management | For: Sludge Removal |
| Miller Brothers Construction | For: Trucking, Hauling, and Excavating Services |
| Milsoft | For: Outage Management Software |
| Mississippi Lime | For: Lime Chemicals |
| Mohre Electronics Co. | For: Radio Services, Parts and Supply |
| Morton Salt | For: Road Salt |
| Neptune Equipment Co. (NECO) | For: Meter Parts and Supplies |
| Northwest Landscape Service | For: Landscaping and Supplies, Roadside and City Owned Property Mowing |
| Northwest Pools | For: Pool Chemicals |
| Ohio Dpt. of Transportation (ODOT) | For: Road Salt & Other Items |
| Office Depot | For: Office Supply |
| O'Reilly Auto Parts | For: Parts & Supplies |
| Orica Water Care, Inc. | For: MIEX Water Treatment Chemicals |
| Paulding County Engineer's Office | For: Cold Patch |
| Pepco | For: Supplies |
| Parker Hannfin Corp. | For: Water Meter Analyzer |
| Perrysburg Pipe and Supply | For: Parts and Supply |

| | |
|---|---|
| Perry Corporation | For: Copier, Scanner and Printer Supplies |
| Peterman Associates, Inc. | For: Engineering Services (Professional Services) |
| POET Ethanol Products | For: Chemical for Water Treatment |
| Porter's BP, LLC | For: Gas and Diesel Fuel |
| Powerline Supply | For: Electrical Parts and Supplies |
| Premier Patching, Inc. | For: Road Patching |
| Quality Cleaning (Michael D. Draper) | For: Janitorial Services |
| Reed City Power Line Supply Co. | For: Electrical Parts and Supply |
| Residex, LLC | For: Golf Course Chemicals |
| Reveille | For: Engineering Services |
| Rich Ford | For: Vehicle Repair Services |
| RTEC Communications, Inc. | For: Communication Supplies & Equipment |
| S & S Directional Boring | For: Directional Boring |
| Saylor Tree Service, LLC | For: Tree Services |
| Schneider | For: Software for Metering |
| Snyder Chevrolet, Inc. | For: Automotive Services |
| Solomon Corporation | For: Transformers and Electric Supplies |
| Spectrum Engineering Corp. | For: Engineering Services (Professional Services) |
| Stantec Consulting Services, Inc. | For: Engineering Services (Professional Services) |
| Superior Uniform Sales, Inc. | For: Uniform Services |
| Survalent Technology | For: SCADA Programming Services |
| Thomas Spillis | For: Janitorial Services |
| Toledo Edison | For: Contracted Power Services |
| Toledo Fence & Supply Co. | For: Fencing Supplies |
| T & R Electric | For: Transformers |
| Tri City Industrial Power | For: Batteries & Other Power Supplies |
| Univar | For: Chemicals for Water Treatment |
| URS Corporation | For: Engineering Services (Professional Services) |
| US Utility Contractor Co. | For: Traffic and Electrical Services |
| Utility Service Group | For: Chemicals for Water Treatment |
| Utility Truck Equipment | For: Bucket Truck |
| Vermeer | For: Wood Chipper/Parts |
| Vernon Nagel, Inc. | For: Trucking, Hauling, and Excavating Services |
| Viking Trucking, Inc. | For: Trucking and Hauling Services |
| Vince's TV and Appliance | For: Networking and Computer Supplies |
| Wachs Water Service, LLC | For: Water Valve Servicing Program |
| Werlor, Inc. | For: Brush Grinding Services/Recycling Services |
| Wesco Distribution, Inc. | For: Electrical Supplies |

| | |
|---|---|
| Wood County Land Fill | For: Sanitation Dumping Services |
| Woods Auto Supply | For: Parts and Supply |
| Wright Express FSC-WEX, Inc. | For: Fuel Purchases |
| Zacks Recycling, LLC | For: Recycling Services |

TAB

# Detailed Salary & Fringe Benefits List & Summary

| (A) | (B) | (C) | (D) | (E) | (F) | (G) | (H) | (I) | (J) | (K) | (L) | (M) |
|---|---|---|---|---|---|---|---|---|---|---|---|---|
| *REVISED AS OF 02-01-2017* | | | ORIGINAL | YEAR OF | CONTIN. | ORD./ | BASE | LONGEVITY | BASE | BASE | BASE | TOTAL |
| EMPLOYEE | EMP | EMPLOYEE | HIRE | ORIGINAL | YEARS IN | SCALE/ | RATE/ | *& OTHER* | ANNUAL | ANNUAL | LNGVTY./ | ANNUAL |
| POSITION / TITLE | NO. | NAME | DATE | ELTN/HIRE | SERVICE | STEP | HOUR | *BONUS PAYS* | HOURS | SALARY | & BONUS | SALARY |
| *(NOTE: 26 Pays Budgeted in 2017, TOTALS Rounded "RND" to Nearest $10.)* | | | | Current | | | | | 26 BI-WKL | | PER YEAR | |
| *( Increases based on Contracts, AFSCME 2.0%, Police 1Yr Ext. @ 2.5%)* | | | | Budget Year | | | | | PAYS IN | | | |
| *( Inc.Pending Contract Approval, Fire 2.5% 1Yr Ext, NB & App. Auth., +2.0%.)* | | | | 2017 | | | | | 2017 | H x J | I | K + L |
| **SUMMARY BY FUND AND DEPARTMENT** | | | | | | | | | | | | |
| **100 GENERAL FUND** | | | | | | | | | | | | |
| 1100 City Council/Legislative | | | | | | | | | | $35,210 | $0 | $35,210 |
| 1200 Mayor/Executive | | | | | | | | | | $14,350 | $0 | $14,350 |
| 1300 City Manager/Administrative | | | | | | | | | | $139,200 | $5,000 | $144,200 |
| 1370 City Manager/Human Resources | | | | | | | | | | $66,230 | $0 | $66,230 |
| 1400 Law Director/Administrative | | | | | | | | | | $126,450 | $0 | $126,450 |
| 1500 Finance/Administrative | | | | | | | | | | $295,180 | $6,280 | $301,460 |
| 1520 Finance/Utility Billing | | | | | | | | | | $83,370 | $2,410 | $85,780 |
| 1600 Information Systems/Admin. | | | | | | | | | | $118,060 | $3,900 | $121,960 |
| 1700 Engineering/City Engineer | | | | | | | | | | $355,870 | $6,800 | $362,670 |
| 1800 Municipal Court/Judicial | | | | | | | | | | $319,570 | $1,500 | $321,070 |
| 2100 Police/Safety Services | | | | | | | | | | $1,174,870 | $19,950 | $1,194,820 |
| 2200 Fire/Safety Services | | | | | | | | | | $677,970 | $0 | $677,970 |
| 3100 Building Inspections/Zoning and Planning | | | | | | | | | | $62,900 | $3,660 | $66,560 |
| 4700 Cemetery/Grounds | | | | | | | | | | $77,490 | $2,200 | $79,690 |
| 5130 Service/Buildings,Properties,Equipment | | | | | | | | | | $53,510 | $3,320 | $56,830 |
| **TOTAL - 100 GENERAL FUND** | | | | | | | | | | **$3,600,230** | **$55,020** | **$3,655,250** |
| **170 MUNICIPAL INCOME TAX FUND** | | | | | | | | | | | | |
| 1510 Finance/Income Tax Collection | | | | | | | | | | **$99,990** | **$1,960** | **$101,950** |
| **200 STREET CONSTRUCTION, MAINTENANCE & REPAIR FUND** | | | | | | | | | | | | |
| 5100 Service/Streets Maintenance & Properties | | | | | | | | | | $118,270 | $3,180 | $121,450 |
| 5110 Service/Ice and Snow Removal | | | | | | | | | | $32,000 | $0 | $32,000 |
| 5120 Service/Storm Drainage | | | | | | | | | | $11,000 | $0 | $11,000 |
| **TOTAL - 200 STREET (SCM&R) FUND** | | | | | | | | | | **$161,270** | **$3,180** | **$164,450** |
| **220 RECREATION FUND** | | | | | | | | | | | | |
| 4100 Parks/Administrative | | | | | | | | | | $75,860 | $3,600 | $79,460 |
| 4200 Recreation/Golf Operating | | | | | | | | | | $111,550 | $3,120 | $114,670 |
| 4300 Recreation/Pool Operating | | | | | | | | | | $40,000 | $0 | $40,000 |
| 4400 Recreation/Programs | | | | | | | | | | $164,980 | $4,440 | $169,420 |
| **TOTAL - 220 RECREATION FUND** | | | | | | | | | | **$392,390** | **$11,160** | **$403,550** |
| **271 LAW ENFORCEMENT EDUCATION FUND** | | | | | | | | | | | | |
| 2100 Police/Safety Services | | | | | | | | | | **$3,000** | **$0** | **$3,000** |
| **274 MANDATORY DRUG FINE FUND** | | | | | | | | | | | | |
| 2100 Police/Safety Services | | | | | | | | | | **$3,000** | **$0** | **$3,000** |
| **275 MUNICIPAL PROBATION SERVICE FUND** | | | | | | | | | | | | |
| 1810 Municipal Court/Probation Department | | | | | | | | | | **$0** | **$0** | **$0** |
| **277 PROBATION OFFICER GRANT FUND** | | | | | | | | | | | | |
| 1810 Municipal Court/Probation Department | | | | | | | | | | **$36,000** | **$0** | **$36,000** |
| **SUMMARY BY FUND AND DEPARTMENT (Continued Next Page)** | | | | | | | | | | | | |





SPECIAL NOTE: Amounts listed herein are for Budget Purposes Only! Actual Wages and Benefits Paid are subject to Contracts, Ordinances, City Policies and City Council Approval.

| (A) | (B) | (C) | (M) | (N) | (O) | (P) | (Q) | (R) | (S) | (T) | (U) | (V) | (W) | (X) |
|---|---|---|---|---|---|---|---|---|---|---|---|---|---|---|
| *REVISED AS OF 02-01-2017* | | | TOTAL | 51500 & 51560 | 51530 & 51540 | 51600 | 51700 | 51710 HEALTH (Net City $-RND) | | | City Sh.PPO 0% | 51750 | | TOTAL |
| EMPLOYEE | EMP | EMPLOYEE | ANNUAL | PERS/ or | POLICE PEN. | WORKERS | MEDICARE | Plan Type | PPO (P) | HSA (H) | $0 | An.LIFE | TOTAL | SALARY & |
| POSITION / TITLE | NO. | NAME | SALARY | *SOC.SEC.* | *FIRE PEN.* | COMP. (Est.) | HD>04/01/86 | S-Single | $6,170 | $6,580 | $0 | INS. | BENEFITS | BENEFITS |
| *(NOTE: 26 Pays Budgeted in 2017; TOTALS Rounded "RND" to Nearest $1* | | | | 14.00% | 19.50% | 3.00% | 1.45% | EC-Em/Ch | $11,110 | $11,680 | City Sh.HSA-100% | $50 | <-Life Ins.-AFSCME & Fire | |
| *( Increases based on Contracts, AFSCME 2.0%, Police 1Yr Ext. @ 2.* | | | | *6.20%* | *24.00%* | | 4/1/1986 | ES-Em/Sp | $12,350 | $12,750 | $1,200 | $70 | <-Life Ins.-Police & NB | |
| *( Inc.Pending Contract Approval, Fire 2.5% 1Yr Ext, NB & App. Auth.* | | | K + L | M x N% | M x O% | M x P% | M x Q% | F-Family | $18,520 | $18,130 | $2,000 | | N+O+P+Q+U+V | M + W |
| **SUMMARY BY FUND AND DEPARTMENT** | | | | | | | | | | | | | | |
| **100 GENERAL FUND** | | | | | | | | | | | | | | |
| 1100 City Council/Legislative | | | $35,210 | $2,950 | $0 | $1,050 | $490 | | | | $0 | $0 | $4,490 | $39,700 |
| 1200 Mayor/Executive | | | $14,350 | $2,010 | $0 | $430 | $210 | | | | $0 | $0 | $2,650 | $17,000 |
| 1300 City Manager/Administrative | | | $144,200 | $20,180 | $0 | $4,330 | $2,090 | | | | $18,520 | $140 | $45,260 | $189,460 |
| 1370 City Manager/Human Resources | | | $66,230 | $9,270 | $0 | $1,990 | $960 | | | | $13,680 | $70 | $25,970 | $92,200 |
| 1400 Law Director/Administrative | | | $126,450 | $17,710 | $0 | $3,790 | $1,830 | | | | $30,870 | $140 | $54,340 | $180,790 |
| 1500 Finance/Administrative | | | $301,460 | $42,210 | $0 | $9,040 | $4,350 | | | | $53,080 | $350 | $109,030 | $410,490 |
| 1520 Finance/Utility Billing | | | $85,780 | $12,000 | $0 | $2,580 | $1,240 | | | | $22,220 | $140 | $38,180 | $123,960 |
| 1600 Information Systems/Admin. | | | $121,960 | $12,060 | $0 | $3,650 | $330 | | | | $12,350 | $70 | $28,460 | $150,420 |
| 1700 Engineering/City Engineer | | | $362,670 | $48,660 | $0 | $10,880 | $5,240 | | | | $69,020 | $360 | $134,160 | $496,830 |
| 1800 Municipal Court/Judicial | | | $321,070 | $44,950 | $0 | $9,630 | $4,660 | | | | $82,110 | $560 | $141,910 | $462,980 |
| 2100 Police/Safety Services | | | $1,194,820 | $30,790 | $107,700 | $38,160 | $16,210 | | | | $272,830 | $1,470 | $467,160 | $1,661,980 |
| 2200 Fire/Safety Services | | | $677,970 | $9,830 | $82,430 | $20,350 | $9,820 | | | | $123,830 | $540 | $246,800 | $924,770 |
| 3100 Building Inspections/Zoning and Planning | | | $66,560 | $9,320 | $0 | $2,000 | $970 | | | | $18,520 | $70 | $30,880 | $97,440 |
| 4700 Cemetery/Grounds | | | $79,690 | $9,930 | $0 | $2,410 | $480 | | | | $11,110 | $50 | $23,980 | $103,670 |
| 5130 Service/Buildings,Properties,Equipment | | | $56,830 | $7,950 | $0 | $1,710 | $820 | | | | $0 | $50 | $10,530 | $67,360 |
| **TOTAL - 100 GENERAL FUND** | | | **$3,655,250** | **$279,820** | **$190,130** | **$112,000** | **$49,700** | | | | **$728,140** | **$4,010** | **$1,363,800** | **$5,019,050** |
| **170 MUNICIPAL INCOME TAX FUND** | | | | | | | | | | | | | | |
| 1510 Finance/Income Tax Collection | | | **$101,950** | **$14,280** | **$0** | **$3,070** | **$1,490** | | | | **$29,630** | **$140** | **$48,610** | **$150,560** |
| **200 STREET CONSTRUCTION, MAINTENANCE & REPAIR FUND** | | | | | | | | | | | | | | |
| 5100 Service/Streets Maintenance & Properties | | | $121,450 | $23,020 | $0 | $4,930 | $2,390 | | | | $30,900 | $140 | $61,380 | $182,830 |
| 5110 Service/Ice and Snow Removal | | | $32,000 | $0 | $0 | $0 | $0 | | | | $0 | $0 | $0 | $32,000 |
| 5120 Service/Storm Drainage | | | $11,000 | $0 | $0 | $0 | $0 | | | | $0 | $0 | $0 | $11,000 |
| **TOTAL - 200 STREET (SCM&R) FUND** | | | **$164,450** | **$23,020** | **$0** | **$4,930** | **$2,390** | | | | **$30,900** | **$140** | **$61,380** | **$225,830** |
| **220 RECREATION FUND** | | | | | | | | | | | | | | |
| 4100 Parks/Administrative | | | $79,460 | $11,130 | $0 | $2,380 | $1,150 | | | | $18,520 | $70 | $33,250 | $112,710 |
| 4200 Recreation/Golf Operating | | | $114,670 | $16,050 | $0 | $3,450 | $1,660 | | | | $12,350 | $70 | $33,580 | $148,250 |
| 4300 Recreation/Pool Operating | | | $40,000 | $5,600 | $0 | $1,200 | $580 | | | | $0 | $0 | $7,380 | $47,380 |
| 4400 Recreation/Programs | | | $169,420 | $23,720 | $0 | $5,090 | $2,470 | | | | $40,740 | $150 | $72,170 | $241,590 |
| **TOTAL - 220 RECREATION FUND** | | | **$403,550** | **$56,500** | **$0** | **$12,120** | **$5,860** | | | | **$71,610** | **$290** | **$146,380** | **$549,930** |
| **271 LAW ENFORCEMENT EDUCATION FUND** | | | | | | | | | | | | | | |
| 2100 Police/Safety Services | | | **$3,000** | **$0** | **$0** | **$0** | **$0** | | | | **$0** | **$0** | **$0** | **$3,000** |
| **274 MANDATORY DRUG FINE FUND** | | | | | | | | | | | | | | |
| 2100 Police/Safety Services | | | **$3,000** | **$0** | **$0** | **$0** | **$0** | | | | **$0** | **$0** | **$0** | **$3,000** |
| **275 MUNICIPAL PROBATION SERVICE FUND** | | | | | | | | | | | | | | |
| 1810 Municipal Court/Probation Department | | | | **$0** | **$0** | **$0** | **$0** | | | | **$5,770** | **$0** | **$5,770** | **$5,770** |
| **277 PROBATION OFFICER GRANT FUND** | | | | | | | | | | | | | | |
| 1810 Municipal Court/Probation Department | | | **$36,000** | **$5,040** | **$0** | **$1,080** | **$520** | | | | **$6,580** | **$70** | **$13,290** | **$49,290** |
| **SUMMARY BY FUND AND DEPARTMENT (Continued Next Page)** | | | | | | | | | | | | | | |



SPECIAL NOTE: Amounts listed herein are for Budget Purposes Only! Actual Wages and Benefits Paid are subject to Contracts, Ordinances, City Policies and City Council Approval.

| (A) | (B) | (C) | (D) | (E) | (F) | (G) | (H) | (I) | (J) | (K) | (L) | (M) |
|---|---|---|---|---|---|---|---|---|---|---|---|---|
| *REVISED AS OF 02-01-2017* | | | | | | | | | | | | |
| EMPLOYEE | EMP | EMPLOYEE | ORIGINAL | YEAR OF | CONTIN. | ORD./ | BASE | LONGEVITY | BASE | BASE | BASE | TOTAL |
| POSITION / TITLE | NO. | NAME | HIRE | ORIGINAL | YEARS IN | SCALE/ | RATE/ | *& OTHER* | ANNUAL | ANNUAL | LNGVTY./ | ANNUAL |
| | | | DATE | ELTN/HIRE | SERVICE | STEP | HOUR | *BONUS PAYS* | HOURS | SALARY | & BONUS | SALARY |
| *(NOTE: 26 Pays Budgeted in 2017; TOTALS Rounded "RND" to Nearest $10.)* | | | | Current | | | | | 26 BI-WKL | | PER YEAR | |
| *( Increases based on Contracts, AFSCME 2.0%, Police 1Yr Ext. @ 2.5%)* | | | | Budget Year | | | | | PAYS IN | | | |
| *( Inc.Pending Contract Approval, Fire 2.5% 1Yr Ext, NB & App. Auth., +2.0%.)* | | | | 2017 | | | | | 2017 | H x J | I | K + L |
| **SUMMARY BY FUND AND DEPARTMENT (Continued)** | | | | | | | | | | | | |
| **280 CERTIFIED POLICE TRAINING FUND** | | | | | | | | | | | | |
| 2100 Police/Safety Services | | | | | | | | | | $5,000 | $0 | $5,000 |
| **287 PROBATION IMPROVEMENT & INCENTIVE GRANT FUND** | | | | | | | | | | | | |
| 1810 Municipal Court/Probation Department | | | | | | | | | | $6,550 | $0 | $6,550 |
| **290 POLICE PENSION FUND** | | | | | | | | | | | | |
| 2100 Police/Safety Services | | | | | | | | | | $0 | $0 | $0 |
| **291 FIRE PENSION FUND** | | | | | | | | | | | | |
| 2200 Fire/Safety Services | | | | | | | | | | $0 | $0 | $0 |
| **500 ELECTRIC OPERATING FUND** | | | | | | | | | | | | |
| 6110 Electric/Operations, Distribution System | | | | | | | | | | $910,750 | $29,240 | $939,990 |
| **510 WATER REVENUE FUND** | | | | | | | | | | | | |
| 6200 Water/Treatment Plant Operations | | | | | | | | | | $422,890 | $3,880 | $426,770 |
| 6210 Water/Distribution System | | | | | | | | | | $305,090 | $5,740 | $310,830 |
| **TOTAL - 510 WATER REVENUE FUND** | | | | | | | | | | **$727,980** | **$9,620** | **$737,600** |
| **520 SEWER (WWT) REVENUE FUND** | | | | | | | | | | | | |
| 6300 Sewer(WWT)/Treatment Plant Operations | | | | | | | | | | $451,880 | $14,350 | $466,230 |
| 6310 Sewer(WWT)/Collection System | | | | | | | | | | $48,800 | $1,800 | $50,600 |
| 6311 Sewer(WWT)/Cleaning & Imp.(SSO & CSO) | | | | | | | | | | $109,040 | $5,520 | $114,560 |
| **TOTAL - 520 SEWER (WWT) REVENUE FUND** | | | | | | | | | | **$609,720** | **$21,670** | **$631,390** |
| **560 SANITATION (REFUSE) REVENUE FUND** | | | | | | | | | | | | |
| 6400 Sanitation(Refuse)/Collection and Disposal | | | | | | | | | | $130,090 | $2,710 | $132,800 |
| 6420 Sanitation(Refuse)/Recyling Programs | | | | | | | | | | $47,460 | $1,880 | $49,340 |
| **TOTAL - 560 SANITATION (REFUSE) REVENUE FUND** | | | | | | | | | | **$177,550** | **$4,590** | **$182,140** |
| **600 CENTRAL GARAGE ROTARY FUND** | | | | | | | | | | | | |
| 5200 Service/Central Garage | | | | | | | | | | $106,810 | $4,170 | $110,980 |
| **GRAND TOTAL - ALL FUNDS (As Revised 02-01-2017)** | | | | | | | | | | **$6,835,240** | **$140,610** | **$6,975,850** |
| ***COMPARISON OF 2017 TO 2016 - FINAL APPROVED BUDGET*** | | | | | | | | | | | | |
| ***FINAL - 2016 APPROVED BUDGET - Original Approved - ALL FUNDS*** | | | | | | | | | | ***$6,557,010*** | ***$141,620*** | ***$6,698,630*** |
| ***Dollar Difference to 2016 (2017 Proposed - 2016 Approved)*** | | | | | | | | | | ***$278,230*** | ***-$1,010*** | ***$277,220*** |
| ***Percentage Increase/(Decrease) 2017 to 2016*** | | | | | | | | | | ***4.24%*** | ***-0.71%*** | ***4.14%*** |





SPECIAL NOTE: Amounts listed herein are for Budget Purposes Only! Actual Wages and Benefits Paid are subject to Contracts, Ordinances, City Policies and City Council Approval.

| (A) | (B) | (C) | (M) | (N) | (O) | (P) | (Q) | (R) | (S) | (T) | (U) | (V) | (W) | (X) |
|---|---|---|---|---|---|---|---|---|---|---|---|---|---|---|
| *REVISED AS OF 02-01-2017* | | | | 51500 & 51560 | 51530 & 51540 | 51600 | 51700 | 51710 HEALTH (Net City $-RND) | | | City Sh.PPO 0% | 51750 | | TOTAL |
| EMPLOYEE | EMP | EMPLOYEE | TOTAL | PERS/ or | POLICE PEN. | WORKERS | MEDICARE | Plan Type | PPO (P) | HSA (H) | $0 | An.LIFE | TOTAL | SALARY & |
| POSITION / TITLE | NO. | NAME | ANNUAL SALARY | *SOC.SEC.* | *FIRE PEN.* | COMP. (Est.) | HD>04/01/86 | S-Single | $6,170 | $6,580 | $0 | INS. | BENEFITS | BENEFITS |
| *(NOTE: 26 Pays Budgeted in 2017; TOTALS Rounded "RND" to Nearest $1* | | | | 14.00% | 19.50% | 3.00% | 1.45% | EC-Em/Ch | $11,110 | $11,680 | City Sh.HSA-100% | $50 | <-Life Ins.-AFSCME & Fire | |
| *( Increases based on Contracts, AFSCME 2.0%, Police 1Yr Ext. @ 2.* | | | | *6.20%* | *24.00%* | | 4/1/1986 | ES-Em/Sp | $12,350 | $12,750 | $1,200 | $70 | <-Life Ins.-Police & NB | |
| *( Inc.Pending Contract Approval, Fire 2.5% 1Yr Ext, NB & App. Auth.* | | | K + L | M x N% | M x O% | M x P% | M x Q% | F-Family | $18,520 | $18,130 | $2,000 | | N+O+P+Q+U+V | M + W |
| **SUMMARY BY FUND AND DEPARTMENT (Continued)** | | | | | | | | | | | | | | |
| **280 CERTIFIED POLICE TRAINING FUND** | | | | | | | | | | | | | | |
| 2100 Police/Safety Services | | | $5,000 | $0 | $0 | $0 | $0 | | | | $0 | $0 | $0 | $5,000 |
| **287 PROBATION IMPROVEMENT & INCENTIVE GRANT FUND** | | | | | | | | | | | | | | |
| 1810 Municipal Court/Probation Department | | | $6,550 | $920 | $0 | $200 | $70 | | | | $0 | $0 | $1,190 | $7,740 |
| **290 POLICE PENSION FUND** | | | | | | | | | | | | | | |
| 2100 Police/Safety Services | | | | $0 | $84,510 | $0 | $0 | | | | $0 | $0 | $84,510 | $84,510 |
| **291 FIRE PENSION FUND** | | | | | | | | | | | | | | |
| 2200 Fire/Safety Services | | | | $0 | $42,250 | $0 | $0 | | | | $0 | $0 | $42,250 | $42,250 |
| **500 ELECTRIC OPERATING FUND** | | | | | | | | | | | | | | |
| 6110 Electric/Operations, Distribution System | | | $939,990 | $131,590 | $0 | $28,200 | $12,570 | | | | $207,430 | $800 | $380,590 | $1,320,580 |
| **510 WATER REVENUE FUND** | | | | | | | | | | | | | | |
| 6200 Water/Treatment Plant Operations | | | $426,770 | $56,500 | $0 | $12,790 | $6,190 | | | | $80,630 | $340 | $156,450 | $583,220 |
| 6210 Water/Distribution System | | | $310,830 | $43,530 | $0 | $9,330 | $4,520 | | | | $69,540 | $300 | $127,220 | $438,050 |
| TOTAL - 510 WATER REVENUE FUND | | | $737,600 | $100,030 | $0 | $22,120 | $10,710 | | | | $150,170 | $640 | $283,670 | $1,021,270 |
| **520 SEWER (WWT) REVENUE FUND** | | | | | | | | | | | | | | |
| 6300 Sewer(WWT)/Treatment Plant Operations | | | $466,230 | $62,030 | $0 | $13,980 | $5,930 | | | | $96,310 | $390 | $178,640 | $644,870 |
| 6310 Sewer(WWT)/Collection System | | | $50,600 | $7,080 | $0 | $1,510 | $730 | | | | $7,440 | $50 | $16,810 | $67,410 |
| 6311 Sewer(WWT)/Cleaning & Imp.(SSO & CSO) | | | $114,560 | $16,040 | $0 | $3,440 | $1,680 | | | | $29,630 | $100 | $50,890 | $165,450 |
| TOTAL - 520 SEWER (WWT) REVENUE FUND | | | $631,390 | $85,150 | $0 | $18,930 | $8,340 | | | | $133,380 | $540 | $246,340 | $877,730 |
| **560 SANITATION (REFUSE) REVENUE FUND** | | | | | | | | | | | | | | |
| 6400 Sanitation(Refuse)/Collection and Disposal | | | $132,800 | $18,590 | $0 | $6,390 | $1,920 | | | | $43,250 | $140 | $70,290 | $203,090 |
| 6420 Sanitation(Refuse)/Recyling Programs | | | $49,340 | $6,910 | $0 | $1,990 | $720 | | | | $18,520 | $50 | $28,190 | $77,530 |
| TOTAL - 560 SANITATION (REFUSE) REVENUE FUND | | | $182,140 | $25,500 | $0 | $8,380 | $2,640 | | | | $61,770 | $190 | $98,480 | $280,620 |
| **600 CENTRAL GARAGE ROTARY FUND** | | | | | | | | | | | | | | |
| 5200 Service/Central Garage | | | $110,980 | $15,540 | $0 | $3,330 | $1,600 | | | | $37,040 | $100 | $57,610 | $168,590 |
| GRAND TOTAL - ALL FUNDS (As Revised 02-01-2017) | | | $6,975,850 | $737,390 | $316,890 | $214,360 | $95,890 | | | | $1,462,420 | $6,920 | $2,833,870 | $9,814,720 |
| *COMPARISON OF 2017 TO 2016 - FINAL APPROVED BUDGET* | | | | | | | | | | | | | | |
| *FINAL - 2016 APPROVED BUDGET - Original Approved - ALL FUNDS* | | | *$6,698,630* | *$697,310* | *$330,760* | *$205,870* | *$90,040* | | | | *$1,258,110* | *$6,850* | *$2,588,940* | *$9,287,570* |
| *Dollar Difference to 2016 (2017 Proposed - 2016 Approved)* | | | *$277,220* | *$40,080* | *-$13,870* | *$8,490* | *$5,850* | | | | *$204,310* | *$70* | *$244,930* | *$527,150* |
| *Percentage Increase/(Decrease) 2017 to 2016* | | | *4.14%* | *5.75%* | *-4.19%* | *4.12%* | *6.50%* | | | | *16.24%* | *1.02%* | *9.46%* | *5.68%* |



SPECIAL NOTE: Amounts listed herein are for Budget Purposes Only! Actual Wages and Benefits Paid are subject to Contracts, Ordinances, City Policies and City Council Approval.

| (A) | (B) | (C) | (D) | (E) | (F) | (G) | (H) | (I) | (J) | (K) | (L) | (M) |
|---|---|---|---|---|---|---|---|---|---|---|---|---|
| *REVISED AS OF 02-01-2017* | | | ORIGINAL | YEAR OF | CONTIN. | ORD./ | BASE | LONGEVITY | BASE | BASE | BASE | TOTAL |
| EMPLOYEE | EMP | EMPLOYEE | HIRE | ORIGINAL | YEARS IN | SCALE/ | RATE/ | *& OTHER* | ANNUAL | ANNUAL | LNGVTY./ | ANNUAL |
| POSITION / TITLE | NO. | NAME | DATE | ELTN/HIRE | SERVICE | STEP | HOUR | *BONUS PAYS* | HOURS | SALARY | & BONUS | SALARY |
| *(NOTE: 26 Pays Budgeted in 2017; TOTALS Rounded "RND" to Nearest $10.)* | | | | Current | | | | | 26 BI-WKL | | PER YEAR | |
| *( Increases based on Contracts, AFSCME 2.0%, Police 1Yr Ext. @ 2.5%)* | | | | Budget Year | | | | | PAYS IN | | | |
| *( Inc.Pending Contract Approval, Fire 2.5% 1Yr Ext, NB & App. Auth., +2.0%.)* | | | | 2017 | | | | | 2017 | H x J | I | K + L |
| **100 GENERAL FUND** | | | | | | | | | | | | |
| **1100 CITY COUNCIL/LEGISLATIVE** | | | Org. Electn./ | | Elctd.Cntin. | Pay | *(1)* | Current Term | | | | |
| 51000 SALARY-ELECTED OFFICIALS (Salary Set by City Council for Term) | | | Appt. Date | | Years Srv. | Ord. | ANNUAL | Expires | | (RND) | | (RND) |
| COUNCIL PERSON (President) | 506 | SHEAFFER, TRAVIS B. | 01/01/1994 | 1994 | 23 | Ord.081-10 | $5,023.66 | 12/31/2017 | Salary | $5,030 | $0 | $5,030 |
| COUNCIL PERSON (Pro-Tem) | 516 | MCCOLLEY, PATRICK M. | 07/20/2015 | 2015 | 2 | Ord.081-10 | $5,023.66 | 12/31/2017 | Salary | $5,030 | $0 | $5,030 |
| COUNCIL PERSON | 523 | BAER, DANIEL L. | 01/01/2016 | 2016 | 1 | Ord.081-10 | $5,023.66 | 12/31/2019 | Salary | $5,030 | $0 | $5,030 |
| COUNCIL PERSON | 525 | BIALORUCKI, JOSEPH D. | 01/18/2016 | 2016 | 1 | Ord.081-10 | $5,023.66 | 12/31/2017 | Salary | $5,030 | $0 | $5,030 |
| COUNCIL PERSON | 522 | COMADOLL, JEFFREY W. | 04/07/2014 | 2014 | 3 | Ord.081-10 | $5,023.66 | 12/31/2019 | Salary | $5,030 | $0 | $5,030 |
| COUNCIL PERSON | 526 | MIRES, JEFF R. | 06/20/2016 | 2016 | 1 | Ord.081-10 | $5,023.66 | 12/31/2019 | Salary | $5,030 | $0 | $5,030 |
| COUNCIL PERSON | 524 | SMALL, RITA J. | 12/21/2015 | 2015 | 2 | Ord.081-10 | $5,023.66 | 12/31/2017 | Salary | $5,030 | $0 | $5,030 |
| **TOTAL - 51000 SALARY-ELECTED OFFICIALS (RND)** | | | | | | | | | | $35,210 | $0 | **$35,210** |
| **TOTAL - 1100 City Council/Legislative** *(2)* | | | | | | | | | | $35,210 | $0 | $35,210 |
| **NOTES: (1) Ord.No. 081-10 (passed 11/15/2010) raises City Council and Mayor Salary +1.5% per year indefinitely until amended or repealed.** | | | | | | | | | | | | |
| **(2) New Position of "Council Representative to AMP" created in 2016 is listed in 500 Electric Fund.** | | | | | | | | | | | | |
| **1200 MAYOR / EXECUTIVE** | | | Org. Electn./ | | Elected Cnt. | Pay | *(1)* | Current Term | | | | |
| 51000 SALARY-ELECTED OFFICIALS (Salary Set by City Council for Term) | | | Appt. Date | | Years Serv. | Ord. | ANNUAL | Expires | | (RND) | | (RND) |
| MAYOR | 518 | MAASSEL, JASON P. | 01/01/2016 | 2016 | 1 | Ord.081-10 | $14,343.23 | 12/31/2019 | Salary | $14,350 | $0 | $14,350 |
| **TOTAL - 51000 SALARY-ELECTED OFFICIALS (RND)** | | | | | | | | | | $14,350 | $0 | **$14,350** |
| **TOTAL - 1200 Mayor/Executive** | | | | | | | | | | $14,350 | $0 | $14,350 |
| **NOTES: (1) Ord.No. 081-10 (passed 11/15/2010) raises City Council and Mayor Salary +1.5% per year indefinitely until amended or repealed.** | | | | | | | | | | | | |
| **1300 CITY MANAGER/ADMINISTRATIVE** | | | | | | | | | | | | |
| 51100 SALARY-NON-BARGAINING (Salary and Wages Set by City Council) | | | | | | Ord.058-16 & | | *(1)* | | | | |
| CITY MANAGER | ---- | MAZUR, JOEL L. | 01/09/2017 | 2017 | 0 | Ord.068-15 | $45.6731 | $5,000 | 2080 | $95,000 | $5,000 | $100,000 |
| EXEC.ASST. TO AP.AUTH. | 891 | GRIFFITH, AMANDA B. | 09/12/2016 | 2016 | 1 | Ord.068-15 | $20.6200 | | 2080 | $42,890 | $0 | $42,890 |
| Other | ---- | Other | 01/01/20xx | | | | | | | $860 | $0 | $860 |
| **TOTAL - 51100 SALARY-NON-BARGAINING (RND)** | | | | | | | | | | $138,750 | $5,000 | **$143,750** |
| 51101 SALARY-NON-BARGAINING-OVERTIME | | | | | | | | | | | | |
| PROJECTED OVERTIME ($) | | | 01/01/20xx | | | | | | | $450 | $0 | $450 |
| **TOTAL - 51101 SALARY-NON-BARGAINING-OT (RND)** | | | | | | | | | | $450 | $0 | **$450** |
| **TOTAL - 1300 City Manager/Administrative** | | | | | | | | | | $139,200 | $5,000 | $144,200 |
| **NOTES: (1) New City Manager starts 01/09/2017, Ord.No. 058-16 allows Salary Increase of $5,000 once he becomes a City Resident, budget assumes full amount.** | | | | | | | | | | | | |
| **1370 CITY MANAGER/HUMAN RESOURCES** | | | | | | | | | | | | |
| 51100 SALARY-NON-BARGAINING (Salary and Wages Set by City Council) | | | | | | | | | | | | |
| HUMAN RESOURCE DIRECTOR | 795 | DRUHOT, MORGAN J. | 08/05/2013 | 2013 | 4 | Ord.068-15 | $31.2191 | $0 | 2080 | $64,940 | $0 | $64,940 |
| Other | ---- | Other | 01/01/20xx | | | | | | | $1,290 | $0 | $1,290 |
| **TOTAL - 51100 SALARY-NON-BARGAINING (RND)** | | | | | | | | | | $66,230 | $0 | **$66,230** |
| **TOTAL - 1370 City Manager/Human Resources** | | | | | | | | | | $66,230 | $0 | $66,230 |



SPECIAL NOTE: Amounts listed herein are for Budget Purposes Only! Actual Wages and Benefits Paid are subject to Contracts, Ordinances, City Policies and City Council Approval.

| (A) | (B) | (C) | (M) | (N) | (O) | (P) | (Q) | (R) | (S) | (T) | (U) | (V) | (W) | (X) |
|---|---|---|---|---|---|---|---|---|---|---|---|---|---|---|
| *REVISED AS OF 02-01-2017* | | | TOTAL | 51500 & 51560 | 51530 & 51540 | 51600 | 51700 | 51710 HEALTH (Net City $-RND) | | | City Sh.PPO 0% | 51750 | | TOTAL |
| EMPLOYEE | EMP | EMPLOYEE | ANNUAL | PERS/ or | POLICE PEN. | WORKERS | MEDICARE | Plan Type | PPO (P) | HSA (H) | $0 | An.LIFE | TOTAL | SALARY & |
| POSITION / TITLE | NO. | NAME | SALARY | *SOC.SEC.* | *FIRE PEN.* | COMP. (Est.) | HD>04/01/86 | S-Single | $6,170 | $6,580 | $0 | INS. | BENEFITS | BENEFITS |
| *(NOTE: 26 Pays Budgeted in 2017; TOTALS Rounded "RND" to Nearest $1* | | | | 14.00% | 19.50% | 3.00% | 1.45% | EC-Em/Ch | $11,110 | $11,680 | City Sh.HSA-100% | $50 | <-Life Ins.-AFSCME & Fire | |
| *( Increases based on Contracts, AFSCME 2.0%, Police 1Yr Ext. @ 2.* | | | | *6.20%* | *24.00%* | | 4/1/1986 | ES-Em/Sp | $12,350 | $12,750 | $1,200 | $70 | <-Life Ins.-Police & NB | |
| *( Inc.Pending Contract Approval, Fire 2.5% 1Yr Ext, NB & App. Auth.* | | | K + L | M x N% | M x O% | M x P% | M x Q% | F-Family | $18,520 | $18,130 | $2,000 | | N+O+P+Q+U+V | M + W |
| **100 GENERAL FUND** | | | | | | | | | | | | | | |
| **1100 CITY COUNCIL/LEGISLATIVE** | | | | 51500 PERS | | | | TYPE | PLAN $ | PD.DED.$ | 51710 | | | |
| 51000 SALARY-ELECTED OFFICIALS (Salary Set by City Council for Term) | | | (RND) | *51560 SOC.SC.* | | | | | | | (S + T) | | | |
| COUNCIL PERSON (President) | 506 | SHEAFFER, TRAVIS B. | $5,030 | $700 | | $150 | $70 | | $0 | $0 | $0 | $0 | $920 | $5,950 |
| COUNCIL PERSON (Pro-Tem) | 516 | MCCOLLEY, PATRICK M. | $5,030 | *$310* | | $150 | $70 | | $0 | $0 | $0 | $0 | $530 | $5,560 |
| COUNCIL PERSON | 523 | BAER, DANIEL L. | $5,030 | *$310* | | $150 | $70 | | $0 | $0 | $0 | $0 | $530 | $5,560 |
| COUNCIL PERSON | 525 | BIALORUCKI, JOSEPH D. | $5,030 | *$310* | | $150 | $70 | | $0 | $0 | $0 | $0 | $530 | $5,560 |
| COUNCIL PERSON | 522 | COMADOLL, JEFFREY W. | $5,030 | $700 | | $150 | $70 | | $0 | $0 | $0 | $0 | $920 | $5,950 |
| COUNCIL PERSON | 526 | MIRES, JEFF R. | $5,030 | *$310* | | $150 | $70 | | $0 | $0 | $0 | $0 | $530 | $5,560 |
| COUNCIL PERSON | 524 | SMALL, RITA J. | $5,030 | *$310* | | $150 | $70 | | $0 | $0 | $0 | $0 | $530 | $5,560 |
| | | | | | | | | 0 | *<P-Single-H>* | 0 | | | | |
| **TOTAL - 51000 SALARY-ELECTED OFFICIALS (RND)** | | | **$35,210** | $2,950 | $0 | $1,050 | $490 | 0 | *<P-Em/Ch-H>* | 0 | $0 | $0 | $4,490 | $39,700 |
| | | | | | | | | 0 | *<P-Em/Sp-H>* | 0 | | | | |
| **TOTAL - 1100 City Council/Legislative** *(2)* | | | $35,210 | **$2,950** | **$0** | **$1,050** | **$490** | 0 | *<P-Family-H>* | 0 | **$0** | **$0** | **$4,490** | **$39,700** |
| **NOTES: (1) Ord.No. 081-10 (passed 11/15/2010) raises City Council and** | | | | **$1,400** | *<- 51500 PERS* | | | | | | | | | |
| **(2) New Position of "Council Representative to AMP" created i** | | | | ***$1,550*** | *<- 51560 Social Security* | | | | | | | | | |
| **1200 MAYOR / EXECUTIVE** | | | | | | | | TYPE | PLAN $ | PD.DED.$ | 51710 | | | |
| 51000 SALARY-ELECTED OFFICIALS (Salary Set by City Council for Term) | | | (RND) | 51500 PERS | | | | | | | (S + T) | | | |
| MAYOR | 518 | MAASSEL, JASON P. | $14,350 | $2,010 | | $430 | $210 | | $0 | $0 | $0 | $0 | $2,650 | $17,000 |
| | | | | | | | | 0 | *<P-Single-H>* | 0 | | | | |
| **TOTAL - 51000 SALARY-ELECTED OFFICIALS (RND)** | | | **$14,350** | $2,010 | $0 | $430 | $210 | 0 | *<P-Em/Ch-H>* | 0 | $0 | $0 | $2,650 | $17,000 |
| | | | | | | | | 0 | *<P-Em/Sp-H>* | 0 | | | | |
| **TOTAL - 1200 Mayor/Executive** | | | $14,350 | **$2,010** | **$0** | **$430** | **$210** | 0 | *<P-Family-H>* | 0 | **$0** | **$0** | **$2,650** | **$17,000** |
| **NOTES: (1) Ord.No. 081-10 (passed 11/15/2010) raises City Council and** | | | | | | | | | | | | | | |
| **1300 CITY MANAGER/ADMINISTRATIVE** | | | | | | | | TYPE | PLAN $ | PD.DED.$ | 51710 | | | |
| 51100 SALARY-NON-BARGAINING (Salary and Wages Set by City Council) | | | | | | | | | | | (S + T) | | | |
| CITY MANAGER | ---- | MAZUR, JOEL L. | $100,000 | $14,000 | | $3,000 | $1,450 | F | $18,520 | $0 | $18,520 | $70 | $37,040 | $137,040 |
| EXEC.ASST. TO AP.AUTH. | 891 | GRIFFITH, AMANDA B. | $42,890 | $6,000 | | $1,290 | $620 | | $0 | $0 | $0 | $70 | $7,980 | $50,870 |
| Other | ---- | Other | $860 | $120 | | $30 | $10 | | | | | | $160 | $1,020 |
| | | | | | | | | 0 | *<P-Single-H>* | 0 | | | | |
| **TOTAL - 51100 SALARY-NON-BARGAINING (RND)** | | | **$143,750** | $20,120 | $0 | $4,320 | $2,080 | 0 | *<P-Em/Ch-H>* | 0 | $18,520 | $140 | $45,180 | $188,930 |
| | | | | | | | | 0 | *<P-Em/Sp-H>* | 0 | | | | |
| 51101 SALARY-NON-BARGAINING-OVERTIME | | | | | | | | 1 | *<P-Family-H>* | 0 | | | | |
| PROJECTED OVERTIME ($) | | | $450 | $60 | | $10 | $10 | | | | | | $80 | $530 |
| **TOTAL - 51101 SALARY-NON-BARGAINING-OT (RND)** | | | **$450** | $60 | $0 | $10 | $10 | | | | $0 | $0 | $80 | $530 |
| **TOTAL - 1300 City Manager/Administrative** | | | $144,200 | **$20,180** | **$0** | **$4,330** | **$2,090** | | | | **$18,520** | **$140** | **$45,260** | **$189,460** |
| **NOTES: (1) New City Manager starts 01/09/2017, Ord.No. 058-16 allows** | | | | | | | | | | | | | | |
| **1370 CITY MANAGER/HUMAN RESOURCES** | | | | | | | | TYPE | PLAN $ | PD.DED.$ | 51710 | | | |
| 51100 SALARY-NON-BARGAINING (Salary and Wages Set by City Council) | | | | | | | | | | | (S + T) | | | |
| HUMAN RESOURCE DIRECTOR | 795 | DRUHOT, MORGAN J. | $64,940 | $9,090 | | $1,950 | $940 | HEC | $11,680 | $2,000 | $13,680 | $70 | $25,730 | $90,670 |
| Other | ---- | Other | $1,290 | $180 | | $40 | $20 | | | | | | $240 | $1,530 |
| | | | | | | | | 0 | *<P-Single-H>* | 0 | | | | |
| **TOTAL - 51100 SALARY-NON-BARGAINING (RND)** | | | **$66,230** | $9,270 | $0 | $1,990 | $960 | 0 | *<P-Em/Ch-H>* | 1 | $13,680 | $70 | $25,970 | $92,200 |
| | | | | | | | | 0 | *<P-Em/Sp-H>* | 0 | | | | |
| **TOTAL - 1370 City Manager/Human Resources** | | | $66,230 | **$9,270** | **$0** | **$1,990** | **$960** | 0 | *<P-Family-H>* | 0 | **$13,680** | **$70** | **$25,970** | **$92,200** |



SPECIAL NOTE: Amounts listed herein are for Budget Purposes Only! Actual Wages and Benefits Paid are subject to Contracts, Ordinances, City Policies and City Council Approval.

| (A) | (B) | (C) | (D) | (E) | (F) | (G) | (H) | (I) | (J) | (K) | (L) | (M) |
|---|---|---|---|---|---|---|---|---|---|---|---|---|
| *REVISED AS OF 02-01-2017* | | | ORIGINAL | YEAR OF | CONTIN. | ORD./ | BASE | LONGEVITY | BASE | BASE | BASE | TOTAL |
| EMPLOYEE | EMP | EMPLOYEE | HIRE | ORIGINAL | YEARS IN | SCALE/ | RATE/ | *& OTHER* | ANNUAL | ANNUAL | LNGVTY./ | ANNUAL |
| POSITION / TITLE | NO. | NAME | DATE | ELTN/HIRE | SERVICE | STEP | HOUR | *BONUS PAYS* | HOURS | SALARY | & BONUS | SALARY |
| *(NOTE: 26 Pays Budgeted in 2017; TOTALS Rounded "RND" to Nearest $10.)* | | | | Current | | | | | 26 BI-WKL | | PER YEAR | |
| *( Increases based on Contracts, AFSCME 2.0%, Police 1Yr Ext. @ 2.5%)* | | | | Budget Year | | | | | PAYS IN | | | |
| *( Inc.Pending Contract Approval, Fire 2.5% 1Yr Ext, NB & App. Auth., +2.0%.)* | | | | 2017 | | | | | 2017 | H x J | I | K + L |
| **100 GENERAL FUND** | | | | | | | | | | | | |
| **1400 LAW DIRECTOR/ADMINISTRATIVE** | | | | | | | | | | | | |
| 51100 SALARY-NON-BARGAINING (Salary and Wages Set by City Council) | | | | | | | | | | | | *(1,2)* |
| LAW DIRECTOR | 893 | HARMON, BILLY D. | 11/01/2016 | 2016 | 1 | Ord.043-16 | $41.2356 | $0 | 2080 | $85,770 | $0 | $85,770 |
| EXEC ASST TO APPT AUTHORIT | 716 | FEIN, TAMMY M. | 03/07/2011 | 2011 | 6 | Ord.068-15 | $18.9400 | $0 | 2080 | $39,400 | $0 | $39,400 |
| Other | ---- | Other | 01/01/20xx | | | | | | | $780 | $0 | $780 |
| **TOTAL - 51100 SALARY-NON-BARGAINING (RND)** | | | | | | | | | | $125,950 | $0 | **$125,950** |
| 51101 SALARY-NON-BARGAINING-OVERTIME | | | | | | | | | | | | |
| PROJECTED OVERTIME ($) | | | 01/01/20xx | | | | | | | $500 | $0 | $500 |
| **TOTAL - 51101 SALARY-NON-BARGAINING-OT (RND)** | | | | | | | | | | $500 | $0 | **$500** |
| **TOTAL - 1400 Law Director/Administrative** | | | | | | | | | | $126,450 | $0 | $126,450 |
| **NOTES: (1) Law Director Salary is reimbursed to the City by the County for Prosecutor Services in the amount of $30,390.08, Res.# 086-11, passed 11/21/2011.** | | | | | | | | | | | | |
| **In addition, $6,032.29 is paid to cover Secretarial and other Administrative Expenses per contract.** | | | | | | | | | | | | |
| **(2) County Reimbursements of $36,422.37 (Rounded to $36,420) listed in Revenue Account "100.0000.49500 Reimbursements-External" in the 100 GF.** | | | | | | | | | | | | |
| **1500 FINANCE / ADMINISTRATIVE** | | | | | | | | | | | | |
| 51100 SALARY-NON-BARGAINING (Salary and Wages Set by City Council) | | | | | | | | | | | | |
| FINANCE DIRECTOR/CLERK | 48 | HEATH, GREGORY J. | 10/03/1994 | 1994 | 23 | Ord.068-15 | $47.9372 | $0 | 2080 | $99,710 | $0 | $99,710 |
| ASST. FINANCE DIRECTOR | 77 | PEDDICORD, CHRISTINE R. | 10/25/1993 | 1993 | 24 | Ord.068-15 | $31.1681 | $3,780 | 2080 | $64,830 | $3,780 | $68,610 |
| SENIOR ACCOUNT CLERK | 864 | FRANZ, KIMBERLY L | 01/11/2016 | 2016 | 1 | Ord.068-15 | $18.0000 | | 2080 | $37,440 | $0 | $37,440 |
| ACCOUNTS PAYABLE CLERK | 657 | RHOADS, KRISTI L. | 08/31/2009 | 2009 | 8 | Ord.068-15 | $18.7200 | $0 | 2080 | $38,940 | $0 | $38,940 |
| EXEC.ASST. TO AP.AUTH. | 32 | DIETRICH, ROXANNE | 03/19/1990 | 1990 | 27 | Ord.068-15 | $22.8292 | $2,500 | 2080 | $47,480 | $2,500 | $49,980 |
| Other | ---- | Other | 01/01/20xx | | | | | | | $3,780 | $0 | $3,780 |
| **TOTAL - 51100 SALARY-NON-BARGAINING (RND)** | | | | | | | | | | $292,180 | $6,280 | **$298,460** |
| 51101 SALARY-NON-BARGAINING-OVERTIME | | | | | | | | | | | | |
| PROJECTED OVERTIME ($) | | | 01/01/20xx | | | | | | | $3,000 | $0 | $3,000 |
| **TOTAL - 51101 SALARY-NON-BARGAINING-OT (RND)** | | | | | | | | | | $3,000 | $0 | **$3,000** |
| **TOTAL - 1500 Finance/Administrative** | | | | | | | | | | $295,180 | $6,280 | $301,460 |
| **1520 FINANCE/UTILITY BILLING** | | | | | | | | | | | | |
| 51100 SALARY-NON-BARGAINING (Salary and Wages Set by City Council) | | | | | | | | | | | | |
| UTILITY BILLING SUPRVSOR. | 256 | RAUSCH, LORI A. | 08/04/1997 | 1997 | 20 | Ord.068-15 | $21.1000 | $2,412 | 2080 | $43,890 | $2,410 | $46,300 |
| ACOUNT CLERK I | 817 | WESTHOVEN, ERIN M. | 11/03/2014 | 2014 | 3 | Ord.068-15 | $13.4000 | $0 | 2080 | $27,870 | $0 | $27,870 |
| *ACCOUNT CLERK I (PPT)* | *892* | *HAGERMAN, HEATHER* | *09/19/2016* | *2016* | *1* | *Ord.068-15* | *$11.0000* | *$0* | *1456* | *$16,020* | *$0* | *$16,020* |
| ALLOCATION of ACCOUNT CLERK I (PPT) (50% TO 100.1520.51100) --> | | | **50.00%** | | | | | | | $8,010 | $0 | $8,010 |
| (Overall Allocation 100.1520 (50%), and 170.1510 (50%)) | | | | | | | | | | | | |
| Other | ---- | Other | 01/01/20xx | | | | | | | $1,600 | $0 | $1,600 |
| **TOTAL - 51100 SALARY-NON-BARGAINING (RND)** | | | | | | | | | | $81,370 | $2,410 | **$83,780** |
| 51101 SALARY-NON-BARGAINING-OVERTIME | | | | | | | | | | | | |
| PROJECTED OVERTIME ($) | | | 01/01/20xx | | | | | | | $2,000 | $0 | $2,000 |
| **TOTAL - 51101 SALARY-NON-BARGAINING-OT (RND)** | | | | | | | | | | $2,000 | $0 | **$2,000** |
| **TOTAL - 1520 Finance/Utility Billing** | | | | | | | | | | $83,370 | $2,410 | $85,780 |





SPECIAL NOTE: Amounts listed herein are for Budget Purposes Only! Actual Wages and Benefits Paid are subject to Contracts, Ordinances, City Policies and City Council Approval.

| (A) | (B) | (C) | (M) | (N) | (O) | (P) | (Q) | (R) | (S) | (T) | (U) | (V) | (W) | (X) |
|---|---|---|---|---|---|---|---|---|---|---|---|---|---|---|
| *REVISED AS OF 02-01-2017* | | | TOTAL | 51500 & 51560 | 51530 & 51540 | 51600 | 51700 | 51710 HEALTH (Net City $-RND) | | | City Sh.PPO 0% | 51750 | | TOTAL |
| EMPLOYEE | EMP | EMPLOYEE | ANNUAL | PERS/ or | POLICE PEN. | WORKERS | MEDICARE | Plan Type | PPO (P) | HSA (H) | $0 | An.LIFE | TOTAL | SALARY & |
| POSITION / TITLE | NO. | NAME | SALARY | *SOC.SEC.* | *FIRE PEN.* | COMP. (Est.) | HD>04/01/86 | S-Single | $6,170 | $6,580 | $0 | INS. | BENEFITS | BENEFITS |
| *(NOTE: 26 Pays Budgeted in 2017; TOTALS Rounded "RND" to Nearest $1* | | | | 14.00% | 19.50% | 3.00% | 1.45% | EC-Em/Ch | $11,110 | $11,680 | City Sh.HSA-100% | $50 | <-Life Ins.-AFSCME & Fire | |
| *( Increases based on Contracts, AFSCME 2.0%, Police 1Yr Ext. @ 2.* | | | | *6.20%* | *24.00%* | | 4/1/1986 | ES-Em/Sp | $12,350 | $12,750 | $1,200 | $70 | <-Life Ins.-Police & NB | |
| *( Inc.Pending Contract Approval, Fire 2.5% 1Yr Ext, NB & App. Auth.* | | | K + L | M x N% | M x O% | M x P% | M x Q% | F-Family | $18,520 | $18,130 | $2,000 | | N+O+P+Q+U+V | M + W |
| **100 GENERAL FUND** | | | | | | | | | | | | | | |
| **1400 LAW DIRECTOR/ADMINISTRATIVE** | | | | | | | | TYPE | PLAN $ | PD.DED.$ | 51710 | | | |
| 51100 SALARY-NON-BARGAINING (Salary and Wages Set by City Council) | | | | | | | | | | | (S + T) | | | |
| LAW DIRECTOR | 893 | HARMON, BILLY D. | $85,770 | $12,010 | | $2,570 | $1,240 | F | $18,520 | $0 | $18,520 | $70 | $34,410 | $120,180 |
| EXEC ASST TO APPT AUTHORIT | 716 | FEIN, TAMMY M. | $39,400 | $5,520 | | $1,180 | $570 | ES | $12,350 | $0 | $12,350 | $70 | $19,690 | $59,090 |
| Other | ---- | Other | $780 | $110 | | $20 | $10 | | | | | | $140 | $920 |
| | | | | | | | | 0 | <P-Single-H> | 0 | | | | |
| **TOTAL - 51100 SALARY-NON-BARGAINING (RND)** | | | **$125,950** | $17,640 | $0 | $3,770 | $1,820 | 0 | <P-Em/Ch-H> | 0 | $30,870 | $140 | $54,240 | $180,190 |
| | | | | | | | | 1 | <P-Em/Sp-H> | 0 | | | | |
| 51101 SALARY-NON-BARGAINING-OVERTIME | | | | | | | | 1 | <P-Family-H> | 0 | | | | |
| PROJECTED OVERTIME ($) | | | $500 | $70 | | $20 | $10 | | | | | | $100 | $600 |
| **TOTAL - 51101 SALARY-NON-BARGAINING-OT (RND)** | | | **$500** | $70 | $0 | $20 | $10 | | | | $0 | $0 | $100 | $600 |
| **TOTAL - 1400 Law Director/Administrative** | | | $126,450 | **$17,710** | **$0** | **$3,790** | **$1,830** | | | | **$30,870** | **$140** | **$54,340** | **$180,790** |
| **NOTES: (1) Law Director Salary is reimbursed to the City by the County** | | | | | | | | | | | | | | |
| **In addition, $6,032.29 is paid to cover Secretarial and othe** | | | | | | | | | | | | | | |
| **(2) County Reimbursements of $36,422.37 (Rounded to $36,42** | | | | | | | | | | | | | | |
| **1500 FINANCE / ADMINISTRATIVE** | | | | | | | | TYPE | PLAN $ | PD.DED.$ | 51710 | | | |
| 51100 SALARY-NON-BARGAINING (Salary and Wages Set by City Council) | | | | | | | | | | | (S + T) | | | |
| FINANCE DIRECTOR/CLERK | 48 | HEATH, GREGORY J. | $99,710 | $13,960 | | $2,990 | $1,450 | F | $18,520 | $0 | $18,520 | $70 | $36,990 | $136,700 |
| ASST. FINANCE DIRECTOR | 77 | PEDDICORD, CHRISTINE R. | $68,610 | $9,610 | | $2,060 | $990 | S | $6,170 | $0 | $6,170 | $70 | $18,900 | $87,510 |
| SENIOR ACCOUNT CLERK | 864 | FRANZ, KIMBERLY L | $37,440 | $5,240 | | $1,120 | $540 | S | $6,170 | $0 | $6,170 | $70 | $13,140 | $50,580 |
| ACCOUNTS PAYABLE CLERK | 657 | RHOADS, KRISTI L. | $38,940 | $5,450 | | $1,170 | $560 | EC | $11,110 | $0 | $11,110 | $70 | $18,360 | $57,300 |
| EXEC.ASST. TO AP.AUTH. | 32 | DIETRICH, ROXANNE | $49,980 | $7,000 | | $1,500 | $720 | EC | $11,110 | $0 | $11,110 | $70 | $20,400 | $70,380 |
| Other | ---- | Other | $3,780 | $530 | | $110 | $50 | | | | | | $690 | $4,470 |
| | | | | | | | | 2 | <P-Single-H> | 0 | | | | |
| **TOTAL - 51100 SALARY-NON-BARGAINING (RND)** | | | **$298,460** | $41,790 | $0 | $8,950 | $4,310 | 2 | <P-Em/Ch-H> | 0 | $53,080 | $350 | $108,480 | $406,940 |
| | | | | | | | | 0 | <P-Em/Sp-H> | 0 | | | | |
| 51101 SALARY-NON-BARGAINING-OVERTIME | | | | | | | | 1 | <P-Family-H> | 0 | | | | |
| PROJECTED OVERTIME ($) | | | $3,000 | $420 | | $90 | $40 | | | | | | $550 | $3,550 |
| **TOTAL - 51101 SALARY-NON-BARGAINING-OT (RND)** | | | **$3,000** | $420 | $0 | $90 | $40 | | | | $0 | $0 | $550 | $3,550 |
| **TOTAL - 1500 Finance/Administrative** | | | $301,460 | **$42,210** | **$0** | **$9,040** | **$4,350** | | | | **$53,080** | **$350** | **$109,030** | **$410,490** |
| **1520 FINANCE/UTILITY BILLING** | | | | | | | | TYPE | PLAN $ | PD.DED.$ | 51710 | | | |
| 51100 SALARY-NON-BARGAINING (Salary and Wages Set by City Council) | | | | | | | | | | | (S + T) | | | |
| UTILITY BILLING SUPRVSOR. | 256 | RAUSCH, LORI A. | $46,300 | $6,480 | | $1,390 | $670 | EC | $11,110 | $0 | $11,110 | $70 | $19,720 | $66,020 |
| ACOUNT CLERK I | 817 | WESTHOVEN, ERIN M. | $27,870 | $3,900 | | $840 | $400 | EC | $11,110 | $0 | $11,110 | $70 | $16,320 | $44,190 |
| *ACCOUNT CLERK I (PPT)* | *892* | *HAGERMAN, HEATHER* | *$16,020* | *$2,240* | | *$480* | *$230* | | *$0* | *$0* | *$0* | *$0* | *$2,950* | *$18,970* |
| ALLOCATION of ACCOUNT CLERK I (PPT) (50% TO 100.1520.51100) --> | | | $8,010 | $1,120 | | $240 | $120 | | $0 | $0 | $0 | $0 | $1,480 | $9,490 |
| (Overall Allocation 100.1520 (50%), and 170.1510 (50%)) | | | | | | | | | | | | | | |
| Other | ---- | Other | $1,600 | $220 | | $50 | $20 | | | | | | $290 | $1,890 |
| | | | | | | | | 0 | <P-Single-H> | 0 | | | | |
| **TOTAL - 51100 SALARY-NON-BARGAINING (RND)** | | | **$83,780** | $11,720 | $0 | $2,520 | $1,210 | 2 | <P-Em/Ch-H> | 0 | $22,220 | $140 | $37,810 | $121,590 |
| | | | | | | | | 0 | <P-Em/Sp-H> | 0 | | | | |
| 51101 SALARY-NON-BARGAINING-OVERTIME | | | | | | | | 0 | <P-Family-H> | 0 | | | | |
| PROJECTED OVERTIME ($) | | | $2,000 | $280 | | $60 | $30 | | | | | | $370 | $2,370 |
| **TOTAL - 51101 SALARY-NON-BARGAINING-OT (RND)** | | | **$2,000** | $280 | $0 | $60 | $30 | | | | $0 | $0 | $370 | $2,370 |
| **TOTAL - 1520 Finance/Utility Billing** | | | $85,780 | **$12,000** | **$0** | **$2,580** | **$1,240** | | | | **$22,220** | **$140** | **$38,180** | **$123,960** |



SPECIAL NOTE: Amounts listed herein are for Budget Purposes Only! Actual Wages and Benefits Paid are subject to Contracts, Ordinances, City Policies and City Council Approval.

| (A) | (B) | (C) | (D) | (E) | (F) | (G) | (H) | (I) | (J) | (K) | (L) | (M) |
|---|---|---|---|---|---|---|---|---|---|---|---|---|
| *REVISED AS OF 02-01-2017* | | | ORIGINAL | YEAR OF | CONTIN. | ORD./ | BASE | LONGEVITY | BASE | BASE | BASE | TOTAL |
| EMPLOYEE | EMP | EMPLOYEE | HIRE | ORIGINAL | YEARS IN | SCALE/ | RATE/ | *& OTHER* | ANNUAL | ANNUAL | LNGVTY./ | ANNUAL |
| POSITION / TITLE | NO. | NAME | DATE | ELTN/HIRE | SERVICE | STEP | HOUR | *BONUS PAYS* | HOURS | SALARY | & BONUS | SALARY |
| *(NOTE: 26 Pays Budgeted in 2017; TOTALS Rounded "RND" to Nearest $10.)* | | | | Current | | | | | 26 BI-WKL | | PER YEAR | |
| *( Increases based on Contracts, AFSCME 2.0%, Police 1Yr Ext. @ 2.5%)* | | | | Budget Year | | | | | PAYS IN | | | |
| *( Inc.Pending Contract Approval, Fire 2.5% 1Yr Ext, NB & App. Auth., +2.0%.)* | | | | 2017 | | | | | 2017 | H x J | I | K + L |
| **100 GENERAL FUND** | | | | | | | | | | | | |
| **1600 INFORMATION SYSTEMS/ADMINISTRATIVE** | | | | | | | | | | | | |
| 51100 SALARY-NON-BARGAINING (Salary and Wages Set by City Council) | | | | | | | | | | | | |
| MIS DIRECTOR *(1)* | 92 | WACHTMAN, DANIEL L. | 02/17/1982 | 1982 | 35 | Ord.068-15 | $28.6313 | $3,900 | 2080 | $59,550 | $3,900 | $63,450 |
| *Potential Retirement Est. by 12/31/2017 (2 Projected Retirement Payout* | | | | | | | | | | $35,820 | $0 | $35,820 |
| MIS TECHNICIAN (PPT) | ---- | **VACANT ** | 06/24/2013 | 2013 | 4 | Ord.068-15 | $15.4400 | $0 | 1365 | $21,080 | $0 | $21,080 |
| Other | ---- | Other | 01/01/20xx | | | | | | | $1,610 | $0 | $1,610 |
| **TOTAL - 51100 SALARY-NON-BARGAINING (RND)** | | | | | | | | | | $118,060 | $3,900 | **$121,960** |
| **NOTES: (1) MIS Director, Salary Reimbursed $10,000 from 272 Court Computerization Fund, for computer services to Court.** | | | | | | | | | | | | |
| **(2) MIS Director projected to Retire by 12/31/2017, payout included in budget totals.** | | | | | | | | | | | | |
| 51101 SALARY-NON-BARGAINING-OVERTIME | | | | | | | | | | | | |
| PROJECTED OVERTIME ($) | | | | | | | | | | $0 | $0 | $0 |
| **TOTAL - 51101 SALARY-NON-BARGAINING-OT (RND)** | | | | | | | | | | $0 | $0 | **$0** |
| **TOTAL - 1600 Information Systems/Administrative** | | | | | | | | | | $118,060 | $3,900 | $121,960 |
| **1700 ENGINEERING/CITY ENGINEER** | | | | | | | | | | | | |
| 51100 SALARY-NON-BARGAINING (Salary and Wages Set by City Council) | | | | | | | | | | | | |
| *PUBLIC WORKS DIR./ENG. (1)* | 482 | *LULFS, CHAD E.* | *01/03/2006* | *2006* | *11* | Ord.068-15 | *$52.3408* | *$2,531* | *2080* | *$108,870* | *$2,530* | *$111,400* |
| DIRECT COST ALLOCATION (10.0% TO 100.1700.51100) --> | | | **10.00%** | | | | | | | $10,890 | $250 | $11,140 |
| (Overall Allocation - 100.1700 (10.0%), 200.5100 (22.5%), 510.6210 (22.5%), 520.6310 (22.5%), and 560.6400 (22.5%)) | | | | | | | | (2) | | | | |
| STAFF ENGINEER *(2)* | 635 | CROSSLAND, MARTIN T. | 06/04/2007 | 2007 | 10 | Ord.068-15 | $28.2000 | $3 | 2080 | *$64,900* | $0 | $64,900 |
| STAFF ENGINEER *(2,3)* | ---- | **VACANT ** | 01/01/2017 | 2017 | 0 | Ord.068-15 | $28.2000 | $3 | 2080 | *$64,900* | $0 | $64,900 |
| CONSTRUCTION INSPECTOR | 252 | MOLL, REX L. | 07/07/1997 | 1997 | 20 | Ord.068-15 | $30.1400 | $3,238 | 1360 | $40,990 | $3,240 | $44,230 |
| *Potential Retirement Est. by 08/31/2017 ( Projected Retirement Payout* | | | | | | | | | | $15,050 | $0 | $15,050 |
| CONSTRUCTION INSPECTOR | ---- | **VACANT * (5)* | 05/09/2017 | 2017 | 0 | Ord.068-15 | $26.1100 | $0 | 1280 | $33,420 | $0 | $33,420 |
| SENIOR ENG.TECHNICIAN | 99 | SPIESS, MARK B. | 01/22/1996 | 1996 | 21 | Ord.068-15 | $26.9300 | $3,307 | 2080 | $56,010 | $3,310 | $59,320 |
| PROJECT ENG.-PT-TEMP *(6)* | 661 | MEYER, BRADLEY L. | 08/19/2008 | 2008 | 9 | Ord.068-15 | $39.8100 | $0 | 0 | $0 | $0 | $0 |
| FRONT DESK ADMIN (PPT) | 890 | EVANOFF, REBECCA L. | 09/06/2016 | 2016 | 1 | Ord.068-15 | $11.8000 | $0 | 1419 | $16,740 | $0 | $16,740 |
| Other | ---- | Other | 01/01/20xx | | | | | | | $5,170 | $0 | $5,170 |
| **TOTAL - 51100 SALARY-NON-BARGAINING (RND)** | | | | | | | | | | $308,070 | $6,800 | **$314,870** |
| **NOTES: (1) Position created in 2012 - Public Works Director/City Engineer is over Engineering, Operations, Water, Sewer and Sanitation Services, Salary and Fringes Allocated as listed.** | | | | | | | | | | | | |
| **(2) Staff Engineer receives $1 / Hour more for passing National Council of Examiners for Engineering and Surveying (NCEES), and $2 / Hour for obtaining a Professional Engineer license.** | | | | | | | | | | | | |
| **(3) New Full Time Staff Engineer position approved in 2016 by City Council to bring inhouse prior outside contracted Engineerging Services.** | | | | | | | | | | | | |
| **(4) Construction Inspector projected to Retire by 08/31/2017, payout included in budget totals.** | | | | | | | | | | | | |
| **(5) Construction Inspector replacement position, hired to parallel time with prior Inspector for training purposes.** | | | | | | | | | | | | |
| **(6) Cost of Project Engineer on Water Plant Rehab. Moved from 100-1700 to 510-6200 in 2016, and for the duration of the project.** | | | | | | | | | | | | |
| 51101 SALARY-NON-BARGAINING-OVERTIME | | | | | | | | | | | | |
| PROJECTED OVERTIME ($) | | | 01/01/20xx | | | *Added $25,000 to Base OT for 2017!* | | | | $40,000 | $0 | $40,000 |
| **TOTAL - 51101 SALARY-NON-BARGAINING-OT (RND)** | | | | | | | | | | $40,000 | $0 | **$40,000** |
| 51190 SALARY-SEASONAL | | | | | | | | | | | | |
| SEASON LABOR | ---- | BUDGETED TOTAL $ | 01/01/20xx | | | | $13.0000 | $0 | 600 | $7,800 | $0 | $7,800 |
| **TOTAL - 51190 SALARY-SEASONAL (RND)** | | | | | | | | | | $7,800 | $0 | **$7,800** |
| **TOTAL - 1700 Engineering/City Engineer** | | | | | | | | | | $355,870 | $6,800 | $362,670 |



SPECIAL NOTE: Amounts listed herein are for Budget Purposes Only! Actual Wages and Benefits Paid are subject to Contracts, Ordinances, City Policies and City Council Approval.

| (A) | (B) | (C) | (M) | (N) | (O) | (P) | (Q) | (R) | (S) | (T) | (U) | (V) | (W) | (X) |
|---|---|---|---|---|---|---|---|---|---|---|---|---|---|---|
| *REVISED AS OF 02-01-2017* | | | TOTAL | 51500 & 51560 | 51530 & 51540 | 51600 | 51700 | 51710 HEALTH (Net City $-RND) | | | City Sh.PPO 0% | 51750 | | TOTAL |
| EMPLOYEE | EMP | EMPLOYEE | ANNUAL | PERS/ or | POLICE PEN. | WORKERS | MEDICARE | Plan Type | PPO (P) | HSA (H) | $0 | An.LIFE | TOTAL | SALARY & |
| POSITION / TITLE | NO. | NAME | SALARY | *SOC.SEC.* | *FIRE PEN.* | COMP. (Est.) | HD>04/01/86 | S-Single | $6,170 | $6,580 | $0 | INS. | BENEFITS | BENEFITS |
| *(NOTE: 26 Pays Budgeted in 2017; TOTALS Rounded "RND" to Nearest $1* | | | | 14.00% | 19.50% | 3.00% | 1.45% | EC-Em/Ch | $11,110 | $11,680 | City Sh.HSA-100% | $50 | <-Life Ins.-AFSCME & Fire | |
| *( Increases based on Contracts, AFSCME 2.0%, Police 1Yr Ext. @ 2.* | | | | *6.20%* | *24.00%* | | 4/1/1986 | ES-Em/Sp | $12,350 | $12,750 | $1,200 | $70 | <-Life Ins.-Police & NB | |
| *( Inc.Pending Contract Approval, Fire 2.5% 1Yr Ext, NB & App. Auth.* | | | K + L | M x N% | M x O% | M x P% | M x Q% | F-Family | $18,520 | $18,130 | $2,000 | | N+O+P+Q+U+V | M + W |
| **100 GENERAL FUND** | | | | | | | | | | | | | | |
| **1600 INFORMATION SYSTEMS/ADMINISTRATIVE** | | | | | | | | TYPE | PLAN $ | PD.DED.$ | 51710 | | | |
| 51100 SALARY-NON-BARGAINING (Salary and Wages Set by City Council) | | | | | | | | | | | (S + T) | | | |
| MIS DIRECTOR *(1)* | 92 | WACHTMAN, DANIEL L. | $63,450 | $8,880 | | $1,900 | $0 | ES | $12,350 | $0 | $12,350 | $70 | $23,200 | $86,650 |
| *Potential Retirement Est. by 12/31/2017 (2* | | *Projected Retirement Payout* | $35,820 | | | $1,070 | $0 | | | | $0 | $0 | $1,070 | $36,890 |
| MIS TECHNICIAN (PPT) | ---- | *VACANT * | $21,080 | $2,950 | | $630 | $310 | | | | $0 | $0 | $3,890 | $24,970 |
| Other | ---- | Other | $1,610 | $230 | | $50 | $20 | | | | | | $300 | $1,910 |
| | | | | | | | | 0 | <P-Single-H> | 0 | | | | |
| **TOTAL - 51100 SALARY-NON-BARGAINING (RND)** | | | **$121,960** | $12,060 | $0 | $3,650 | $330 | 0 | <P-Em/Ch-H> | 0 | $12,350 | $70 | $28,460 | $150,420 |
| **NOTES: (1) MIS Director, Salary Reimbursed $10,000 from 272 Court Co** | | | | | | | | 1 | <P-Em/Sp-H> | 0 | | | | |
| **(2) MIS Director projected to Retire by 12/31/2017, payout inclu** | | | | | | | | 0 | <P-Family-H> | 0 | | | | |
| 51101 SALARY-NON-BARGAINING-OVERTIME | | | | | | | | | | | | | | |
| PROJECTED OVERTIME ($) | | | $0 | $0 | | $0 | $0 | | | | | | $0 | $0 |
| **TOTAL - 51101 SALARY-NON-BARGAINING-OT (RND)** | | | **$0** | $0 | $0 | $0 | $0 | | | | $0 | $0 | $0 | $0 |
| **TOTAL - 1600 Information Systems/Administrative** | | | $121,960 | **$12,060** | **$0** | **$3,650** | **$330** | | | | **$12,350** | **$70** | **$28,460** | **$150,420** |
| **1700 ENGINEERING/CITY ENGINEER** | | | | | | | | TYPE | PLAN $ | PD.DED.$ | 51710 | | | |
| 51100 SALARY-NON-BARGAINING (Salary and Wages Set by City Council) | | | | | | | | | | | (S + T) | | | |
| *PUBLIC WORKS DIR./ENG. (1)* | 482 | *LULFS, CHAD E.* | *$111,400* | *$15,600* | | *$3,340* | *$1,620* | *EC* | *$11,110* | *$0* | *$11,110* | *$70* | *$31,740* | *$143,140* |
| DIRECT COST ALLOCATION (10.0% TO 100.1700.51100) --> | | | $11,140 | $1,560 | | $330 | $160 | EC | $1,110 | $0 | $1,110 | $10 | $3,170 | $14,310 |
| (Overall Allocation - 100.1700 (10.0%), 200.5100 (22.5%), 510.6210 (22.5% | | | | | | | | | | | | | | |
| STAFF ENGINEER *(2)* | 635 | CROSSLAND, MARTIN T. | $64,900 | $9,090 | | $1,950 | $940 | ES | $12,350 | $0 | $12,350 | $70 | $24,400 | $89,300 |
| STAFF ENGINEER *(2,3)* | ---- | *VACANT * | $64,900 | $9,090 | | $1,950 | $940 | ES | $12,350 | $0 | $12,350 | $70 | $24,400 | $89,300 |
| CONSTRUCTION INSPECTOR | 252 | MOLL, REX L. | $44,230 | $6,190 | | $1,330 | $640 | F | *$13,890* | $0 | $13,890 | $70 | $22,120 | $66,350 |
| *Potential Retirement Est. by 08/31/2017 (4* | | *Projected Retirement Payout* | $15,050 | | | $450 | $220 | | | | $0 | $0 | $670 | $15,720 |
| CONSTRUCTION INSPECTOR | ---- | *VACANT * *(5)* | $33,420 | $4,680 | | $1,000 | $480 | F | *$10,800* | $0 | $10,800 | $70 | $17,030 | $50,450 |
| SENIOR ENG.TECHNICIAN | 99 | SPIESS, MARK B. | $59,320 | $8,300 | | $1,780 | $860 | F | $18,520 | $0 | $18,520 | $70 | $29,530 | $88,850 |
| PROJECT ENG.-PT-TEMP *(6)* | 661 | MEYER, BRADLEY L. | $0 | $0 | | $0 | $0 | | $0 | $0 | $0 | $0 | $0 | $0 |
| FRONT DESK ADMIN (PPT) | 890 | EVANOFF, REBECCA L. | $16,740 | $2,340 | | $500 | $240 | | $0 | $0 | $0 | $0 | $3,080 | $19,820 |
| Other | ---- | Other | $5,170 | $720 | | $160 | $70 | | | | | | $950 | $6,120 |
| | | | | | | | | 0 | <P-Single-H> | 0 | | | | |
| **TOTAL - 51100 SALARY-NON-BARGAINING (RND)** | | | **$314,870** | $41,970 | $0 | $9,450 | $4,550 | 1 | <P-Em/Ch-H> | 0 | $69,020 | $360 | $125,350 | $440,220 |
| **NOTES: (1) Position created in 2012 - Public Works Director/City Engine** | | | | | | | | 2 | <P-Em/Sp-H> | 0 | | | | |
| **(2) Staff Engineer receives $1 / Hour more for passing Nationa** | | | | | | | | 3 | <P-Family-H> | 0 | | | | |
| **(3) New Full Time Staff Engineer position approved in 2016 by** | | | | | | | | | | | | | | |
| **(4) Construction Inspector projected to Retire by 08/31/2017, p** | | | | | | | | | | | | | | |
| **(5) Construction Inspector replacement position, hired to para** | | | | | | | | | | | | | | |
| **(6) Cost of Project Engineer on Water Plant Rehab. Moved fron** | | | | | | | | | | | | | | |
| 51101 SALARY-NON-BARGAINING-OVERTIME | | | | | | | | | | | | | | |
| PROJECTED OVERTIME ($) | | | $40,000 | $5,600 | | $1,200 | $580 | | | | | | $7,380 | $47,380 |
| **TOTAL - 51101 SALARY-NON-BARGAINING-OT (RND)** | | | **$40,000** | $5,600 | $0 | $1,200 | $580 | | | | $0 | $0 | $7,380 | $47,380 |
| 51190 SALARY-SEASONAL | | | | | | | | | | | | | | |
| SEASON LABOR | ---- | BUDGETED TOTAL $ | $7,800 | $1,090 | | $230 | $110 | | | | | | $1,430 | $9,230 |
| **TOTAL - 51190 SALARY-SEASONAL (RND)** | | | **$7,800** | $1,090 | $0 | $230 | $110 | | | | $0 | $0 | $1,430 | $9,230 |
| **TOTAL - 1700 Engineering/City Engineer** | | | $362,670 | **$48,660** | **$0** | **$10,880** | **$5,240** | | | | **$69,020** | **$360** | **$134,160** | **$496,830** |



SPECIAL NOTE: Amounts listed herein are for Budget Purposes Only! Actual Wages and Benefits Paid are subject to Contracts, Ordinances, City Policies and City Council Approval.

| (A) | (B) | (C) | (D) | (E) | (F) | (G) | (H) | (I) | (J) | (K) | (L) | (M) |
|---|---|---|---|---|---|---|---|---|---|---|---|---|
| *REVISED AS OF 02-01-2017* | | | ORIGINAL | YEAR OF | CONTIN. | ORD./ | BASE | LONGEVITY | BASE | BASE | BASE | TOTAL |
| EMPLOYEE | EMP | EMPLOYEE | HIRE | ORIGINAL | YEARS IN | SCALE/ | RATE/ | *& OTHER* | ANNUAL | ANNUAL | LNGVTY./ | ANNUAL |
| POSITION / TITLE | NO. | NAME | DATE | ELTN/HIRE | SERVICE | STEP | HOUR | *BONUS PAYS* | HOURS | SALARY | & BONUS | SALARY |
| *(NOTE: 26 Pays Budgeted in 2017; TOTALS Rounded "RND" to Nearest $10.)* | | | | Current | | | | | 26 BI-WKL | | PER YEAR | |
| *( Increases based on Contracts, AFSCME 2.0%, Police 1Yr Ext. @ 2.5%)* | | | | Budget Year | | | | | PAYS IN | | | |
| *( Inc.Pending Contract Approval, Fire 2.5% 1Yr Ext, NB & App. Auth., +2.0%.)* | | | | 2017 | | | | | 2017 | H x J | I | K + L |
| **100 GENERAL FUND** | | | | | | | | | | | | |
| **1800 MUNICIPAL COURT/JUDICIAL** | | | Org. Electn./ | | Elected Cnt. | *ORC 1901.11(B)(1)(a)(2) (Rev. HB64)* | | | | | | |
| 51000 SALARY - ELECTED OFFICIALS (Salary Set by State of Ohio) | | | Appt. Date | | Years Serv. | *ORC 141.04(A)(5) (Rev. HB64)* | | | | | | |
| *JUDGE-MUN.COURT (1)* | *742* | *ROSEBROOK, AMY C.* | *07/01/2011* | *2011* | *6* | *100% Sal.* | *$125,850* | *Gross Salary & Fringes->* | | *$125,850* | *$1,500* | *$127,350* |
| *State Funding - Direct Payment by State to Judge ->* | | | 07/01/2011 | | | *State Shr. 50.93%* | *$64,100* | *Admin.Judge* | *State ->* | *$64,100* | *$0* | *$64,100* |
| *Net City Funding - Direct Allocation Prior to County Reimbursements of (40%* | | | 07/01/2011 | | Net City Share -> 49.07% | | $61,750 | $1,500 | *City ->* | $61,750 | $1,500 | $63,250 |
| **TOTAL - 51000 SALARY-ELECTED OFFICIALS (RND)** | | | | | | | | | | $61,750 | $1,500 | **$63,250** |
| 51100 SALARY - NON-BARGAINING (Municipal Court Salary and Wages Set by Judge, Court Clerk and/or City Council) | | | | | | | | | | | | |
| COURT CLERK *(3)* | 868 | COTTER, MELISSA K. | 04/01/2016 | 2016 | 1 | Ord.068-15 | $24.0385 | $0 | 2080 | $50,000 | $0 | $50,000 |
| DEPUTY COURT CLERK | 738 | BARRY, SHARI L. | 06/27/2011 | 2011 | 6 | Ord.068-15 | $18.9200 | $0 | 2080 | $39,350 | $0 | $39,350 |
| DEPUTY COURT CLERK | 695 | BOWEN, ASHLEY N. | 11/06/2009 | 2009 | 8 | Ord.068-15 | $18.9200 | $0 | 2080 | $39,350 | $0 | $39,350 |
| DEPUTY COURT CLERK | 712 | BROWN, VALERIE A. | 12/23/2013 | 2013 | 4 | Ord.068-15 | $18.9200 | $0 | 2080 | $39,350 | $0 | $39,350 |
| DEPUTY COURT CLERK | 797 | CREAGER, TIFFANIE N. | 11/09/2013 | 2013 | 4 | Ord.068-15 | $17.6600 | $0 | 2080 | $36,730 | $0 | $36,730 |
| BAILIFF *(4)* | 317 | VOGELSONG, RALPH | 06/09/2003 | 2003 | 14 | Ord.068-15 | $15.8745 | $0 | 2080 | $33,020 | $0 | $33,020 |
| BAILIFF (PPT) *(4)* | 801 | SCHULTHEIS, KEVIN L. | 04/07/2014 | 2014 | 3 | Ord.068-15 | $13.2700 | $0 | 1090 | $14,460 | $0 | $14,460 |
| Other | ---- | Other | 01/01/20xx | | | | | | | $5,060 | $0 | $5,060 |
| **TOTAL - 51100 SALARY-NON-BARGAINING (RND)** | | | | | | | | | | $257,320 | $0 | **$257,320** |
| ***COUNTY REIMBURSEMENT SUMMARY*** | | | | | | | | | | | | |
| ***JUDGE SALARY, SALARY, PERS, WC, MED. & HOSPITALIZATION - SPLIT (3/5 City 60% - 2/5 County 40%)*** | | | | | | | | Total City Share Salary & Fringe (Judge)-> | | $61,750 | $1,500 | $63,250 |
| ***(2) 40% County Share listed in Reimbursement Revenue*** | | | | | ***40%*** | | | ***40% Reimbursement by County->*** | | ***$24,700*** | ***$600*** | ***$25,300*** |
| Net Costs to City -> | | | | | ***60%*** | | | Net Paid by City-> | | $37,050 | $900 | $37,950 |
| ***COURT CLERK SALARY, PERS, WC, MED. & HOSPITALIZATION - SPLIT (3/5 City 60% - 2/5 County 40%)*** | | | | | | | | Total Salary & Fringe (Clerk)-> | | $50,000 | $0 | $50,000 |
| ***(3) 40% County Share listed in Reimbursement Revenue*** | | | | | ***40%*** | | | ***40% Reimbursement by County->*** | | ***$20,000*** | ***$0*** | ***$20,000*** |
| Net Costs to City -> | | | | | ***60%*** | | | Net Paid by City-> | | $30,000 | $0 | $30,000 |
| ***COURT BAILIFF's, SALARY & PERS, WC & MED. - SPLIT (60% City - 40% County)*** | | | | | | | | Total Salary & Fringe (Bailiff)-> | | $47,480 | $0 | $47,480 |
| ***(4) 40% County Share listed in Reimbursement Revenue*** | | | | | ***40%*** | | | ***40% Reimbursement by County->*** | | ***$18,992*** | ***$0*** | ***$18,992*** |
| Net Costs to City -> | | | | | ***60%*** | | | Net Paid by City-> | | $28,488 | $0 | $28,488 |
| ***(5) Total - 40% County Reimbursements (Judge, Clerk & Bailiff's), Included in 100 General Fund Revenues*** | | | | | | | | | | ***$63,692*** | ***$600*** | ***$64,292*** |
| **NOTES: (1) Judge's Total Salary and Approved Fringes Benefits set by ORC Sections 1901.11 & 141.04 recently revised by HB64.** | | | | | | | | | | | | |
| **(2) Judge's Salary, PERS, Workers Compensation, Medicare & Hospitalization Inusurance Reimbursed from the County at 40%.** | | | | | | | | | | | | |
| **(3) Court Clerks's Salary, PERS, Workers Compensation, Medicare & Hospitalization Insurance Reimbursed from the County at 40%.** | | | | | | | | | | | | |
| **(4) Baliff's Salary, PERS, Workers Compensation, Medicare Reimbursed from the County at 40%.** | | | | | | | | | | | | |
| **(5) County Estimated Reimbursements are listed in Revenue Account "100.0000.49500 Reimbursements-External" in the 100 GF.** | | | | | | | | | | | | |
| 51101 SALARY-NON-BARGAINING-OVERTIME | | | | | | | | | | | | |
| PROJECTED OVERTIME ($) | | | 01/01/20xx | | | | | | | $500 | $0 | $500 |
| **TOTAL - 51101 SALARY-NON-BARGAINING-OT (RND)** | | | | | | | | | | $500 | $0 | **$500** |
| **TOTAL - 1800 Municipal Court/Judicial** | | | | | | | | | | $319,570 | $1,500 | $321,070 |



SPECIAL NOTE: Amounts listed herein are for Budget Purposes Only! Actual Wages and Benefits Paid are subject to Contracts, Ordinances, City Policies and City Council Approval.

| (A) | (B) | (C) | (M) | (N) | (O) | (P) | (Q) | (R) | (S) | (T) | (U) | (V) | (W) | (X) |
|---|---|---|---|---|---|---|---|---|---|---|---|---|---|---|
| *REVISED AS OF 02-01-2017* | | | TOTAL | 51500 & 51560 | 51530 & 51540 | 51600 | 51700 | 51710 HEALTH (Net City $-RND) | | | City Sh.PPO 0% | 51750 | | TOTAL |
| EMPLOYEE | EMP | EMPLOYEE | ANNUAL | PERS/ or | POLICE PEN. | WORKERS | MEDICARE | Plan Type | PPO (P) | HSA (H) | $0 | An.LIFE | TOTAL | SALARY & |
| POSITION / TITLE | NO. | NAME | SALARY | *SOC.SEC.* | *FIRE PEN.* | COMP. (Est.) | HD>04/01/86 | S-Single | $6,170 | $6,580 | $0 | INS. | BENEFITS | BENEFITS |
| *(NOTE: 26 Pays Budgeted in 2017; TOTALS Rounded "RND" to Nearest $1* | | | | 14.00% | 19.50% | 3.00% | 1.45% | EC-Em/Ch | $11,110 | $11,680 | City Sh.HSA-100% | $50 | <-Life Ins.-AFSCME & Fire | |
| *( Increases based on Contracts, AFSCME 2.0%, Police 1Yr Ext. @ 2.* | | | | *6.20%* | *24.00%* | | 4/1/1986 | ES-Em/Sp | $12,350 | $12,750 | $1,200 | $70 | <-Life Ins.-Police & NB | |
| *( Inc.Pending Contract Approval, Fire 2.5% 1Yr Ext, NB & App. Auth.* | | | K + L | M x N% | M x O% | M x P% | M x Q% | F-Family | $18,520 | $18,130 | $2,000 | | N+O+P+Q+U+V | M + W |
| 100 GENERAL FUND | | | | | | | | | | | | | | |
| 1800 MUNICIPAL COURT/JUDICIAL | | | | | | | | TYPE | PLAN $ | PD.DED.$ | 51710 | | | |
| 51000 SALARY - ELECTED OFFICIALS (Salary Set by State of Ohio) | | | | | | | | | | | (S + T) | | | |
| *JUDGE-MUN.COURT (1)* | *742* | *ROSEBROOK, AMY C.* | *$127,350* | *$17,830* | | *$3,820* | *$1,850* | *EC* | *$11,110* | *$0* | *$11,110* | $70 | *$34,680* | *$162,030* |
| *State Funding - Direct Payment by State to Judge ->* | | | *$64,100* | *$8,970* | | *$1,920* | *$930* | | | | | | *$11,820* | *$75,920* |
| *Net City Funding - Direct Allocation Prior to County Reimbursements of (40%* | | | $63,250 | $8,860 | | $1,900 | $920 | EC | $11,110 | $0 | $11,110 | $70 | $22,860 | $86,110 |
| | | | | | | | | 0 | <P-Single-H> | 0 | | | | |
| TOTAL - 51000 SALARY-ELECTED OFFICIALS (RND) | | | **$63,250** | $8,860 | $0 | $1,900 | $920 | 1 | <P-Em/Ch-H> | 0 | $11,110 | $70 | $22,860 | $86,110 |
| | | | | | | | | 0 | <P-Em/Sp-H> | 0 | | | | |
| | | | | | | | | 0 | <P-Family-H> | 0 | | | | |
| 51100 SALARY - NON-BARGAINING (Municipal Court Salary and Wages S | | | | | | | | | | | | | | |
| COURT CLERK *(3)* | 868 | COTTER, MELISSA K. | $50,000 | $7,000 | | $1,500 | $730 | S | $6,170 | $0 | *$3,090* | *$70* | $12,390 | $62,390 |
| DEPUTY COURT CLERK | 738 | BARRY, SHARI L. | $39,350 | $5,510 | | $1,180 | $570 | F | $18,520 | $0 | $18,520 | $70 | $25,850 | $65,200 |
| DEPUTY COURT CLERK | 695 | BOWEN, ASHLEY N. | $39,350 | $5,510 | | $1,180 | $570 | F | $18,520 | $0 | $18,520 | $70 | $25,850 | $65,200 |
| DEPUTY COURT CLERK | 712 | BROWN, VALERIE A. | $39,350 | $5,510 | | $1,180 | $570 | F | $18,520 | $0 | $18,520 | $70 | $25,850 | $65,200 |
| DEPUTY COURT CLERK | 797 | CREAGER, TIFFANIE N. | $36,730 | $5,140 | | $1,100 | $530 | | $0 | $0 | $0 | $70 | $6,840 | $43,570 |
| BAILIFF *(4)* | 317 | VOGELSONG, RALPH | $33,020 | $4,620 | | $990 | $480 | ES | $12,350 | $0 | $12,350 | $70 | $18,510 | $51,530 |
| BAILIFF (PPT) *(4)* | 801 | SCHULTHEIS, KEVIN L. | $14,460 | $2,020 | | $430 | $210 | | $0 | $0 | $0 | $70 | $2,730 | $17,190 |
| Other | ---- | Other | $5,060 | $710 | | $150 | $70 | | | | | | $930 | $5,990 |
| | | | | | | | | 1 | <P-Single-H> | 0 | | | | |
| TOTAL - 51100 SALARY-NON-BARGAINING (RND) | | | **$257,320** | $36,020 | $0 | $7,710 | $3,730 | 0 | <P-Em/Ch-H> | 0 | $71,000 | $490 | $118,950 | $376,270 |
| | | | | | | | | 1 | <P-Em/Sp-H> | 0 | | | | |
| | | | | | | | | 3 | <P-Family-H> | 0 | | | | |
| ***COUNTY REIMBURSEMENT SUMMARY*** | | | | | | | | | | | | | | |
| *JUDGE SALARY, SALARY, PERS, WC, MED. & HOSPITALIZATION - SPL* | | | $63,250 | $8,860 | | $1,900 | $920 | | | | $11,110 | $70 | $22,860 | $86,110 |
| *(2) 40% County Share listed in Reimbursement Revenue* | | | ***$25,300*** | ***$3,544*** | | ***$760*** | ***$368*** | | | | ***$4,444*** | ***$0*** | ***$9,116*** | ***$34,416*** |
| Net Costs to City -> | | | $37,950 | $5,316 | | $1,140 | $552 | | | | $6,666 | $70 | $13,744 | $51,694 |
| *COURT CLERK SALARY, PERS, WC, MED. & HOSPITALIZATION - SPLIT* | | | $50,000 | $7,000 | | $1,500 | $730 | | | | $3,090 | $70 | $12,390 | $62,390 |
| *(3) 40% County Share listed in Reimbursement Revenue* | | | ***$20,000*** | ***$2,800*** | | ***$600*** | ***$292*** | | | | ***$1,236*** | ***$0*** | ***$4,928*** | ***$24,928*** |
| Net Costs to City -> | | | $30,000 | $4,200 | | $900 | $438 | | | | $1,854 | $70 | $7,462 | $37,462 |
| *COURT BAILIFF's, SALARY & PERS, WC & MED. - SPLIT (60% City - 40%* | | | $47,480 | $6,640 | | $1,420 | $690 | | | | $12,350 | $140 | $21,240 | $68,720 |
| *(4) 40% County Share listed in Reimbursement Revenue* | | | ***$18,992*** | ***$2,656*** | | ***$568*** | ***$276*** | | | | ***$0*** | ***$0*** | ***$3,500*** | ***$22,492*** |
| Net Costs to City -> | | | $28,488 | $3,984 | | $852 | $414 | | | | $12,350 | $140 | $17,740 | $46,228 |
| *(5) Total - 40% County Reimbursements (Judge, Clerk & Bailiff's), Inclu* | | | **$64,292** | **$9,000** | **$0** | **$1,928** | **$936** | | | | **$5,680** | **$0** | **$17,544** | **$81,836** |
| NOTES: (1) Judge's Total Salary and Approved Fringes Benefits set by | | | | | | | | | | | | | | |
| (2) Judge's Salary, PERS, Workers Compensation, Medicare & | | | | | | | | | | | | | | |
| (3) Court Clerks's Salary, PERS, Workers Compensation, Medi | | | | | | | | | | | | | | |
| (4) Baliff's Salary, PERS, Workers Compensation, Medicare Re | | | | | | | | | | | | | | |
| (5) County Estimated Reimbursements are listed in Revenue A | | | | | | | | | | | | | | |
| 51101 SALARY-NON-BARGAINING-OVERTIME | | | | | | | | | | | | | | |
| PROJECTED OVERTIME ($) | | | $500 | $70 | | $20 | $10 | | | | | | $100 | $600 |
| TOTAL - 51101 SALARY-NON-BARGAINING-OT (RND) | | | **$500** | $70 | $0 | $20 | $10 | | | | $0 | $0 | $100 | $600 |
| TOTAL - 1800 Municipal Court/Judicial | | | $321,070 | **$44,950** | **$0** | **$9,630** | **$4,660** | | | | **$82,110** | **$560** | **$141,910** | **$462,980** |





SPECIAL NOTE: Amounts listed herein are for Budget Purposes Only! Actual Wages and Benefits Paid are subject to Contracts, Ordinances, City Policies and City Council Approval.

| (A) | (B) | (C) | (D) | (E) | (F) | (G) | (H) | (I) | (J) | (K) | (L) | (M) |
|---|---|---|---|---|---|---|---|---|---|---|---|---|
| *REVISED AS OF 02-01-2017* | | | ORIGINAL | YEAR OF | CONTIN. | ORD./ | BASE | LONGEVITY | BASE | BASE | BASE | TOTAL |
| EMPLOYEE | EMP | EMPLOYEE | HIRE | ORIGINAL | YEARS IN | SCALE/ | RATE/ | *& OTHER* | ANNUAL | ANNUAL | LNGVTY./ | ANNUAL |
| POSITION / TITLE | NO. | NAME | DATE | ELTN/HIRE | SERVICE | STEP | HOUR | *BONUS PAYS* | HOURS | SALARY | & BONUS | SALARY |
| *(NOTE: 26 Pays Budgeted in 2017; TOTALS Rounded "RND" to Nearest $10.)* | | | | Current | | | | | 26 BI-WKL | | PER YEAR | |
| *( Increases based on Contracts, AFSCME 2.0%, Police 1Yr Ext. @ 2.5%)* | | | | Budget Year | | | | | PAYS IN | | | |
| *( Inc.Pending Contract Approval, Fire 2.5% 1Yr Ext, NB & App. Auth., +2.0%.)* | | | | 2017 | | | | | 2017 | H x J | I | K + L |
| **100 GENERAL FUND** | | | | | | | | | | | | |
| **2100 POLICE/SAFETY SERVICES** | | | | | | | | | | | | |
| 51130 SALARY - POLICE COMMAND (Salary and Wages Set by City Council) | | | | | | | | | *(1)* | | | |
| POLICE CHIEF | 94 | WEITZEL, ROBERT L. | 02/14/1983 | 1983 | 34 | Ord.068-15 | $40.9110 | $4,080 | 2080 | $85,090 | $4,080 | $89,170 |
| POLICE LIEUTENANT | 322 | LEGG, EDWARD W. | 02/19/2000 | 2000 | 17 | Ord.068-15 | $31.4800 | $2,887 | 2144 | $67,490 | $2,890 | $70,380 |
| POLICE LIEUTENANT | 100 | MACK, DAVID J. | 02/05/1996 | 1996 | 21 | Ord.068-15 | $31.4800 | $3,609 | 2144 | $67,490 | $3,610 | $71,100 |
| POLICE LIEUTENANT | 233 | MOLL, CHAD A. | 02/24/1997 | 1997 | 20 | Ord.068-15 | $31.4800 | $3,248 | 2144 | $67,490 | $3,250 | $70,740 |
| SHIFT DIFFERENTIAL | | | 01/01/20xx | | | | | $2,640 | | $2,640 | $0 | $2,640 |
| COURT APPEARANCE TIME | | | 01/01/20xx | | | | | $1,050 | | $1,050 | $0 | $1,050 |
| HOLIDAY OVERTIME AND COMP-TIME PAYOUT | | | 01/01/20xx | | | | | $7,140 | | $7,140 | $0 | $7,140 |
| Other | ---- | Other | 01/01/20xx | | | | | | | $5,970 | $0 | $5,970 |
| **TOTAL - 51130 SALARY-POLICE COMMAND (RND)** | | | | | | | | | | $304,360 | $13,830 | **$318,190** |
| **NOTES: (1) Lieutenants receive 2080 in Base Annual Hours plus an additional 64 Hours per person for Banked Holiday Hours.** | | | | | | | | | | | | |
| 51131 SALARY-POLICE COMMAND-OVERTIME (Fringes Listed includes OT Paid from Other Funds) | | | | | | *OT Account Allocation:* | | *OT $ Allocation* | | | | |
| PROJECTED OVERTIME ($) | | | 01/01/20xx | | | *100.2100.51131 OT GF* | | *$10,000* | | $10,000 | $0 | $10,000 |
| **TOTAL - 51131 SALARY-POLICE COMMAND-OT (RND)** | | | | | | | | | | $10,000 | $0 | **$10,000** |
| 51131 SALARY-POLICE COMMAND-OVERTIME (FUNDS- 271 LEEF, 274 DRUG FD, 280 TRAINING FD) | | | | | | *OT Account Allocation:* | | *OT $ Allocation* | | | | |
| PROJECTED OVERTIME ($) (1) | | | 01/01/20xx | | | *271.2100.51131 CMD.OT* | | *$1,000* | | $4,000 | $0 | $4,000 |
| | | | | | | *274.2100.51131 CMD.OT* | | *$1,000* | | | | |
| **TOTAL - 51131 SALARY-POLICE COMMAND-OT (RND)** | | | | | | *280.2100.51131 CMD.OT* | | *$2,000* | | $4,000 | $0 | **$4,000** |
| **NOTES: (1) Total Overtime includes $3,000 in 271 Law Enf.Ed. Fund, $3,000 in 274 Mandatory Drug Fine Fund and $5,000 in 280 Certified Police Training Fund. Allocated, $4,000 for Command Officers and $7,000 for Patrol Officers.** | | | | | | | | | | | | |
| 51300 SALARY-PATROL OFFICERS (Wages Set By Contract, 1 Yr Extension with 2.5% Increase) | | | | | | | | (2) | (1) | | | |
| PATROLMAN-DETECTIVE | 315 | MENDEZ, JAMIE L. | 07/19/1999 | 1999 | 18 | Cnt.2014-21 | $25.7545 | $1,200 | 2144 | $55,220 | $1,200 | $56,420 |
| PATROLMAN $0.10 cert | 456 | AUGUSTINE, JAMES J. *(2)* | 11/01/2004 | 2004 | 13 | Cnt.2014-21 | $25.7545 | $900 | 2144 | $55,220 | $900 | $56,120 |
| PATROLMAN | 706 | EVANOFF, NICHOLAS G. | 05/17/2010 | 2010 | 7 | Cnt.2014-21 | $24.4300 | $300 | 2144 | $52,380 | $300 | $52,680 |
| PATROLMAN | 42 | FOREMAN, MICHEAL E. | 06/19/1995 | 1995 | 22 | Cnt.2014-21 | $24.4300 | $1,800 | 2144 | $52,380 | $1,800 | $54,180 |
| PATROLMAN | 893 | LIPSCOMB, ROBERT C. | 10/27/2016 | 2016 | 1 | Cnt.2014-21 | $18.7100 | $0 | 2144 | $40,110 | $0 | $40,110 |
| PATROLMAN | 798 | LANNAN, PATRICK D. | 12/16/2013 | 2013 | 4 | Cnt.2014-21 | $23.0400 | $0 | 2144 | $49,400 | $0 | $49,400 |
| PATROLMAN | 745 | RUBIO JR, ROGELIO | 09/12/2011 | 2011 | 6 | Cnt.2014-21 | $24.4300 | $0 | 2144 | $52,380 | $0 | $52,380 |
| PATROLMAN | 739 | RUFFER, JUSTIN A. | 06/27/2011 | 2011 | 6 | Cnt.2014-21 | $24.4300 | $0 | 2144 | $52,380 | $0 | $52,380 |
| PATROLMAN $0.10 cert | 668 | SMITH, GREGORY T. *(2)* | 10/13/2008 | 2008 | 9 | Cnt.2014-21 | $24.5300 | $300 | 2144 | $52,590 | $300 | $52,890 |
| PATROLMAN | 898 | STEWARD, DONALD A. | 11/08/2016 | 2016 | 1 | Cnt.2014-21 | $18.7100 | $0 | 2144 | $40,110 | $0 | $40,110 |
| PATROLMAN | 639 | STRICKLAND, BRADLEY A. *(2)* | 10/01/2007 | 2007 | 10 | Cnt.2014-21 | $24.4300 | $900 | 2144 | $52,380 | $900 | $53,280 |
| PATROLMAN | ---- | **VACANT ** | 01/01/2017 | 2017 | 0 | Cnt.2014-21 | $18.7100 | $0 | 2144 | $40,110 | $0 | $40,110 |
| SHIFT DIFFERENTIAL | | | 01/01/20xx | | | | | $6,220 | | $6,220 | $0 | $6,220 |
| COURT APPEARANCE TIME | | | 01/01/20xx | | | | | $2,100 | | $2,100 | $0 | $2,100 |
| HOLIDAY OVERTIME AND COMP-TIME PAYOUT | | | 01/01/20xx | | | | | $3,170 | | $3,170 | $0 | $3,170 |
| Other | ---- | Other | 01/01/20xx | | | | | | | $15,180 | $0 | $15,180 |
| Police Auxiliary 9439RN | | Workers Comp Allocation | | | | | | | | $0 | $0 | $0 |
| **TOTAL - 51300 SALARY-PATROL OFFICERS (RND)** | | | | | | | | | | $621,330 | $5,400 | **$626,730** |
| **NOTES: (1) Patrolman receive 2080 in Base Annual Hours plus an additional 64 Hours per person for Banked Holiday Hours.** | | | | | | | | | | | | |
| **(2) Paid Bonus Pay(s), allowed pursuant to Contract, paid 1st pay in December, listed in with Base Longivety/Bonus.** | | | | | | | | | | | | |
| **(3) Workers Compensation includes and additional $2,000 to cover Police Auxiliary.** | | | | | | | | | | | | |



SPECIAL NOTE: Amounts listed herein are for Budget Purposes Only! Actual Wages and Benefits Paid are subject to Contracts, Ordinances, City Policies and City Council Approval.

| (A) | (B) | (C) | (M) | (N) | (O) | (P) | (Q) | (R) | (S) | (T) | (U) | (V) | (W) | (X) |
|---|---|---|---|---|---|---|---|---|---|---|---|---|---|---|
| *REVISED AS OF 02-01-2017* | | | TOTAL | 51500 & 51560 | 51530 & 51540 | 51600 | 51700 | 51710 HEALTH (Net City $-RND) | | | City Sh.PPO 0% | 51750 | | TOTAL |
| EMPLOYEE | EMP | EMPLOYEE | ANNUAL | PERS/ or | POLICE PEN. | WORKERS | MEDICARE | Plan Type | PPO (P) | HSA (H) | $0 | An.LIFE | TOTAL | SALARY & |
| POSITION / TITLE | NO. | NAME | SALARY | *SOC.SEC.* | *FIRE PEN.* | COMP. (Est.) | HD>04/01/86 | S-Single | $6,170 | $6,580 | $0 | INS. | BENEFITS | BENEFITS |
| *(NOTE: 26 Pays Budgeted in 2017; TOTALS Rounded "RND" to Nearest $1* | | | | 14.00% | 19.50% | 3.00% | 1.45% | EC-Em/Ch | $11,110 | $11,680 | City Sh.HSA-100% | $50 | <-Life Ins.-AFSCME & Fire | |
| *( Increases based on Contracts, AFSCME 2.0%, Police 1Yr Ext. @ 2.* | | | | *6.20%* | *24.00%* | | 4/1/1986 | ES-Em/Sp | $12,350 | $12,750 | $1,200 | $70 | <-Life Ins.-Police & NB | |
| *( Inc.Pending Contract Approval, Fire 2.5% 1Yr Ext, NB & App. Auth.* | | | K + L | M x N% | M x O% | M x P% | M x Q% | F-Family | $18,520 | $18,130 | $2,000 | | N+O+P+Q+U+V | M + W |
| **100 GENERAL FUND** | | | | | | | | | | | | | | |
| **2100 POLICE/SAFETY SERVICES** | | | | | 51530 POLICE | | | | PLAN $ | PD.DED. | **51710** | | | |
| 51130 SALARY - POLICE COMMAND (Salary and Wages Set by City Counc | | | | | PENSION | | | | | | (S + T) | | | |
| POLICE CHIEF | 94 | WEITZEL, ROBERT L. | $89,170 | | $17,390 | $2,680 | $0 | EC | $11,110 | $0 | $11,110 | $70 | $31,250 | $120,420 |
| POLICE LIEUTENANT | 322 | LEGG, EDWARD W. | $70,380 | | $13,720 | $2,110 | $1,020 | F | $18,520 | $0 | $18,520 | $70 | $35,440 | $105,820 |
| POLICE LIEUTENANT | 100 | MACK, DAVID J. | $71,100 | | $13,860 | $2,130 | $1,030 | F | $18,520 | $0 | $18,520 | $70 | $35,610 | $106,710 |
| POLICE LIEUTENANT | 233 | MOLL, CHAD A. | $70,740 | | $13,790 | $2,120 | $1,030 | F | $18,520 | $0 | $18,520 | $70 | $35,530 | $106,270 |
| SHIFT DIFFERENTIAL | | | $2,640 | | $510 | $80 | $40 | | | | $0 | $0 | $630 | $3,270 |
| COURT APPEARANCE TIME | | | $1,050 | | $200 | $30 | $20 | | | | $0 | $0 | $250 | $1,300 |
| HOLIDAY OVERTIME AND COMP-TIME PAYOUT | | | $7,140 | | $1,390 | $210 | $100 | | | | $0 | $0 | $1,700 | $8,840 |
| Other | ---- | Other | $5,970 | | $1,160 | $180 | $90 | | | | | | $1,430 | $7,400 |
| | | | | | | | | 0 | *<P-Single-H>* | 0 | | | | |
| **TOTAL - 51130 SALARY-POLICE COMMAND (RND)** | | | **$318,190** | $0 | $62,020 | $9,540 | $3,330 | 1 | *<P-Em/Ch-H>* | 0 | $66,670 | $280 | $141,840 | $460,030 |
| **NOTES: (1) Lieutenants receive 2080 in Base Annual Hours plus an add** | | | | | | | | 0 | *<P-Em/Sp-H>* | 0 | | | | |
| | | | | | | | | 3 | *<P-Family-H>* | 0 | | | | |
| | | | | | 51530 POLICE | | | | | | | | | |
| 51131 SALARY-POLICE COMMAND-OVERTIME (Fringes Listed includes OT | | | | | PENSION | | | | | | | | | |
| PROJECTED OVERTIME ($) | | | $10,000 | | $2,730 | $420 | $200 | | | | | | $3,350 | $13,350 |
| **TOTAL - 51131 SALARY-POLICE COMMAND-OT (RND)** | | | **$10,000** | $0 | $2,730 | $420 | $200 | | | | $0 | $0 | $3,350 | $13,350 |
| 51131 SALARY-POLICE COMMAND-OVERTIME (FUNDS- 271 LEEF, 274 D | | | | | (All Roll Ups Included in 100 GF - OT above!) | | | | | | | | | |
| PROJECTED OVERTIME ($) (1) | | | $4,000 | | | | | | | | | | $0 | $4,000 |
| **TOTAL - 51131 SALARY-POLICE COMMAND-OT (RND)** | | | **$4,000** | $0 | $0 | $0 | $0 | | | | $0 | $0 | $0 | $4,000 |
| **NOTES: (1) Total Overtime includes $3,000 in 271 Law Enf.Ed. Fund, $3,** | | | | | | | | | | | | | | |
| **Allocated, $4,000 for Command Officers and $7,000 for Pa** | | | | | | | | | | | | | | |
| | | | | | 51530 POLICE | | | TYPE | PLAN $ | PD.DED.$ | **51710** | | | |
| 51300 SALARY-PATROL OFFICERS (Wages Set By Contract, 1 Yr Extensi | | | | | PENSION | (3) | | | | | (S + T) | | | |
| PATROLMAN-DETECTIVE | 315 | MENDEZ, JAMIE L. | $56,420 | | $11,000 | $1,690 | $820 | F | $18,520 | $0 | $18,520 | $70 | $32,100 | $88,520 |
| PATROLMAN $0.10 cert | 456 | AUGUSTINE, JAMES J. ***(2)*** | $56,120 | | $10,940 | $1,680 | $810 | F | $18,520 | $0 | $18,520 | $70 | $32,020 | $88,140 |
| PATROLMAN | 706 | EVANOFF, NICHOLAS G. | $52,680 | | $10,270 | $1,580 | $760 | S | $6,170 | $0 | $6,170 | $70 | $18,850 | $71,530 |
| PATROLMAN | 42 | FOREMAN, MICHEAL E. | $54,180 | | $10,570 | $1,630 | $790 | EC | $11,110 | $0 | $11,110 | $70 | $24,170 | $78,350 |
| PATROLMAN | 893 | LIPSCOMB, ROBERT C. | $40,110 | | $7,820 | $1,200 | $580 | S | $6,170 | $0 | $6,170 | $70 | $15,840 | $55,950 |
| PATROLMAN | 798 | LANNAN, PATRICK D. | $49,400 | | $9,630 | $1,480 | $720 | F | $18,520 | $0 | $18,520 | $70 | $30,420 | $79,820 |
| PATROLMAN | 745 | RUBIO JR, ROGELIO | $52,380 | | $10,210 | $1,570 | $760 | F | $18,520 | $0 | $18,520 | $70 | $31,130 | $83,510 |
| PATROLMAN | 739 | RUFFER, JUSTIN A. | $52,380 | | $10,210 | $1,570 | $760 | F | $18,520 | $0 | $18,520 | $70 | $31,130 | $83,510 |
| PATROLMAN $0.10 cert | 668 | SMITH, GREGORY T. ***(2)*** | $52,890 | | $10,310 | $1,590 | $770 | EC | $11,110 | $0 | $11,110 | $70 | $23,850 | $76,740 |
| PATROLMAN | 898 | STEWARD, DONALD A. | $40,110 | | $7,820 | $1,200 | $580 | EC | $11,110 | $0 | $11,110 | $70 | $20,780 | $60,890 |
| PATROLMAN | 639 | STRICKLAND, BRADLEY A. ***(2)*** | $53,280 | | $10,390 | $1,600 | $770 | F | $18,520 | $0 | $18,520 | $70 | $31,350 | $84,630 |
| PATROLMAN | ---- | **VACANT ** | $40,110 | | $7,820 | $1,200 | $580 | F | $18,520 | $0 | $18,520 | $70 | $28,190 | $68,300 |
| SHIFT DIFFERENTIAL | | | $6,220 | | $1,210 | $190 | $90 | | | | | | $1,490 | $7,710 |
| COURT APPEARANCE TIME | | | $2,100 | | $410 | $60 | $30 | | | | | | $500 | $2,600 |
| HOLIDAY OVERTIME AND COMP-TIME PAYOUT | | | $3,170 | | $620 | $100 | $50 | | | | | | $770 | $3,940 |
| Other | ---- | Other | $15,180 | | $2,960 | $460 | $220 | | | | | | $3,640 | $18,820 |
| Police Auxiliary 9439RN | | Workers Comp Allocation | $0 | | | $2,000 | | | | | | | $2,000 | $2,000 |
| | | | | | | | | 2 | *<P-Single-H>* | 0 | | | | |
| **TOTAL - 51300 SALARY-PATROL OFFICERS (RND)** | | | **$626,730** | $0 | $122,190 | $20,800 | $9,090 | 3 | *<P-Em/Ch-H>* | 0 | $175,310 | $840 | $328,230 | $954,960 |
| **NOTES: (1) Patrolman receive 2080 in Base Annual Hours plus an addit** | | | | | | | | 0 | *<P-Em/Sp-H>* | 0 | | | | |
| **(2) Paid Bonus Pay(s), allowed pursuant to Contract, paid 1st** | | | | | | | | 7 | *<P-Family-H>* | 0 | | | | |
| **(3) Workers Compensation includes and additional $2,000 to c** | | | | | | | | | | | | | | |





SPECIAL NOTE: Amounts listed herein are for Budget Purposes Only! Actual Wages and Benefits Paid are subject to Contracts, Ordinances, City Policies and City Council Approval.

(A)	(B)	(C)	(D)	(E)	(F)	(G)	(H)	(I)	(J)	(K)	(L)	(M)
REVISED AS OF 02-01-2017			ORIGINAL	YEAR OF	CONTIN.	ORD./	BASE	LONGEVITY	BASE	BASE	BASE	TOTAL
EMPLOYEE	EMP	EMPLOYEE	HIRE	ORIGINAL	YEARS IN	SCALE/	RATE/	*& OTHER*	ANNUAL	ANNUAL	LNGVTY./	ANNUAL
POSITION / TITLE	NO.	NAME	DATE	ELTN/HIRE	SERVICE	STEP	HOUR	*BONUS PAYS*	HOURS	SALARY	& BONUS	SALARY
(NOTE: 26 Pays Budgeted in 2017; TOTALS Rounded "RND" to Nearest $10.)				Current					26 BI-WKL		PER YEAR	
(Increases based on Contracts, AFSCME 2.0%, Police 1Yr Ext. @ 2.5%)				Budget Year					PAYS IN			
(Inc.Pending Contract Approval, Fire 2.5% 1Yr Ext, NB & App. Auth., +2.0%.)				2017					2017	H x J	I	K + L
100 GENERAL FUND												
2100 POLICE/SAFETY SERVICES - Continued												
51301 SALARY-POLICE OFFICERS-OVERTIME (Includes Fringes OT in Other Funds)						*OT Account Allocation:*		*OT $ Allocation*				
PROJECTED OVERTIME ($)			01/01/20xx			*100.2100.51301 OT GF*		*$20,000*		$20,000	$0	$20,000
TOTAL - 51301 SALARY-POLICE OFFICERS-OT (RND)										$20,000	$0	**$20,000**
51301 SALARY-POLICE OFFICERS-OVERTIME (FUNDS- 271 LEEF, 274 DRUG FD)						*OT Account Allocation:*		*OT $ Allocation*				
PROJECTED OVERTIME ($) (1)			01/01/20xx			*271.2100.51301 OT LEF*		*$2,000*		$7,000	$0	$7,000
						274.2100.51301 OT DRG		*$2,000*				
TOTAL - 51301 SALARY-POLICE OFFICERS-OT (RND)						*280.2100.51301 OT DRG*		*$3,000*		$7,000	$0	**$7,000**
NOTES: (1) Total Overtime includes $3,000 in 271 Law Enf.Ed. Fund, $3,000 in 274 Mandatory Drug Fine Fund and $5,000 in 280 Certified Police Training Fund.												
Allocated, $4,000 for Command Officers and $7,000 for Patrol Officers.												
51310 SALARY-DISPATCHERS (Wages Set By Contract, 1 Yr Extension with 2.5% Increase)									(1)			
DISPATCHER	821	PECK, EMILY K.	12/29/2014	2014	3	Cnt.2014-21	$17.9000	$0	2144	$38,380	$0	$38,380
DISPATCHER	799	RATHGE, HALEY R.	12/30/2013	2013	4	Cnt.2014-21	$19.1600	$0	2144	$41,080	$0	$41,080
DISPATCHER	888	RASEY, KORE M.	07/25/2016	2016	1	Cnt.2014-21	$16.7200	$0	2144	$35,850	$0	$35,850
DISPATCHER $0.10 Asst Tax Off	265	WALKER, TONYA	09/11/2000	2000	17	Cnt.2014-21	$20.4100	$720	2144	$43,760	$720	$44,480
DISPATCHER	819	VONDEYLEN, RYAN A.	11/03/2014	2014	3	Cnt.2014-21	$17.9000	$0	2144	$38,380	$0	$38,380
SHIFT DIFFERENTIAL		DISPATCHERS	01/01/2013					$1,760		$1,760	$0	$1,760
Other	----	Other	01/01/20xx							$4,970	$0	$4,970
TOTAL - 51310 SALARY-DISPATCHERS (RND)										$204,180	$720	**$204,900**
NOTES: (1) Dispatchers receive 2080 in Base Annual Hours plus an additional 64 Hours per person for Banked Holiday Hours.												
51311 SALARY-DISPATCHERS-OVERTIME												
PROJECTED OVERTIME ($)			01/01/20xx							$15,000	$0	$15,000
TOTAL - 51311 SALARY-DISPATCHERS-OT (RND)										$15,000	$0	**$15,000**
TOTAL - 2100 Police/Safety Services										$1,185,870	$19,950	$1,205,820
51530 Police Pension in 100 General Fund ->												
51530 Police Pension in 290 Fund ->												
NOTES: (1) Total Police Pension is funded from the 100 General Fund and the 290 Police Pension Fund (Inside Millage).												
= = = = = = = = = =	= = =	= = = = = = =	= = = =	= = =	= = =	= = =	= = =	= = = =	= = =	= = = =	= = = =	= = = =
2200 FIRE/SAFETY SERVICES												
51100 SALARY-NON-BARGAINING (Salary and Wages Set by City Council)												
FIRE CHIEF	693	O'BRIEN, CLAYTON K.	10/02/2009	2009	8	Ord.068-15	$32.6732	$0	2080	$67,960	$0	$67,960
ASSISTANT FIRE CHIEF	698	FREY, JOEL M.	12/28/2009	2009	8	Ord.068-15	$31.2500	$0	2080	$65,000	$0	$65,000
Other	----	Other	01/01/20xx							$2,660	$0	$2,660
TOTAL - 51100 SALARY-NON-BARGAINING (RND)										$135,620	$0	**$135,620**

SPECIAL NOTE: Amounts listed herein are for Budget Purposes Only! Actual Wages and Benefits Paid are subject to Contracts, Ordinances, City Policies and City Council Approval.

| (A) | (B) | (C) | (M) | (N) | (O) | (P) | (Q) | (R) | (S) | (T) | (U) | (V) | (W) | (X) |
|---|---|---|---|---|---|---|---|---|---|---|---|---|---|---|
| *REVISED AS OF 02-01-2017* | | | TOTAL | 51500 & 51560 | 51530 & 51540 | 51600 | 51700 | 51710 HEALTH (Net City $-RND) | | | City Sh.PPO 0% | 51750 | | TOTAL |
| EMPLOYEE | EMP | EMPLOYEE | ANNUAL | PERS/ or | POLICE PEN. | WORKERS | MEDICARE | Plan Type | PPO (P) | HSA (H) | $0 | An.LIFE | TOTAL | SALARY & |
| POSITION / TITLE | NO. | NAME | SALARY | *SOC.SEC.* | *FIRE PEN.* | COMP. (Est.) | HD>04/01/86 | S-Single | $6,170 | $6,580 | $0 | INS. | BENEFITS | BENEFITS |
| *(NOTE: 26 Pays Budgeted in 2017; TOTALS Rounded "RND" to Nearest $1* | | | | 14.00% | 19.50% | 3.00% | 1.45% | EC-Em/Ch | $11,110 | $11,680 | City Sh.HSA-100% | $50 | <-Life Ins.-AFSCME & Fire | |
| *( Increases based on Contracts, AFSCME 2.0%, Police 1Yr Ext. @ 2.* | | | | *6.20%* | *24.00%* | | 4/1/1986 | ES-Em/Sp | $12,350 | $12,750 | $1,200 | $70 | <-Life Ins.-Police & NB | |
| *( Inc.Pending Contract Approval, Fire 2.5% 1Yr Ext, NB & App. Auth.* | | | K + L | M x N% | M x O% | M x P% | M x Q% | F-Family | $18,520 | $18,130 | $2,000 | | N+O+P+Q+U+V | M + W |
| **100 GENERAL FUND** | | | | | | | | | | | | | | |
| **2100 POLICE/SAFETY SERVICES - Continued** | | | | | | | | | | | | | | |
| | | | | | 51530 POLICE | | | | | | | | | |
| 51301 SALARY-POLICE OFFICERS-OVERTIME (Includes Fringes OT in Oth | | | | | PENSION | | | | | | | | | |
| PROJECTED OVERTIME ($) | | | $20,000 | | $5,270 | $810 | $390 | | | | | | $6,470 | $26,470 |
| **TOTAL - 51301 SALARY-POLICE OFFICERS-OT (RND)** | | | **$20,000** | $0 | $5,270 | $810 | $390 | | | | $0 | $0 | $6,470 | $26,470 |
| 51301 SALARY-POLICE OFFICERS-OVERTIME (FUNDS- 271 LEEF, 274 D | | | | | (All Roll Ups Included in 100 GF - OT above!) | | | | | | | | | |
| PROJECTED OVERTIME ($) (1) | | | $7,000 | | | | | | | | | | $0 | $7,000 |
| **TOTAL - 51301 SALARY-POLICE OFFICERS-OT (RND)** | | | **$7,000** | $0 | $0 | $0 | $0 | | | | $0 | $0 | $0 | $7,000 |
| **NOTES: (1) Total Overtime includes $3,000 in 271 Law Enf.Ed. Fund, $3,** | | | | | | | | | | | | | | |
| **Allocated, $4,000 for Command Officers and $7,000 for Pa** | | | | | | | | | | | | | | |
| | | | | | | | | TYPE | PLAN $ | PD.DED.$ | 51710 | | | |
| 51310 SALARY-DISPATCHERS (Wages Set By Contract, 1 Yr Extension wit | | | | | | | | | | | (S + T) | | | |
| DISPATCHER | 821 | PECK, EMILY K. | $38,380 | $5,370 | | $1,150 | $560 | S | $6,170 | $0 | $6,170 | $70 | $13,320 | $51,700 |
| DISPATCHER | 799 | RATHGE, HALEY R. | $41,080 | $5,750 | | $1,230 | $600 | S | $6,170 | $0 | $6,170 | $70 | $13,820 | $54,900 |
| DISPATCHER | 888 | RASEY, KORE M. | $35,850 | $5,020 | | $1,080 | $520 | S | $6,170 | $0 | $6,170 | $70 | $12,860 | $48,710 |
| DISPATCHER $0.10 Asst Tax Off | 265 | WALKER, TONYA | $44,480 | $6,230 | | $1,330 | $640 | S | $6,170 | $0 | $6,170 | $70 | $14,440 | $58,920 |
| DISPATCHER | 819 | VONDEYLEN, RYAN A. | $38,380 | $5,370 | | $1,150 | $560 | S | $6,170 | $0 | $6,170 | $70 | $13,320 | $51,700 |
| SHIFT DIFFERENTIAL | | DISPATCHERS | $1,760 | $250 | | $50 | $30 | | | | | | $330 | $2,090 |
| Other | ---- | Other | $4,970 | $700 | | $150 | $70 | | | | | | $920 | $5,890 |
| | | | | | | | | 5 | *<P-Single-H>* | 0 | | | | |
| **TOTAL - 51310 SALARY-DISPATCHERS (RND)** | | | **$204,900** | $28,690 | $0 | $6,140 | $2,980 | 0 | *<P-Em/Ch-H>* | 0 | $30,850 | $350 | $69,010 | $273,910 |
| | | | | | | | | 0 | *<P-Em/Sp-H>* | 0 | | | | |
| **NOTES: (1) Dispatchers receive 2080 in Base Annual Hours plus an add** | | | | | | | | 0 | *<P-Family-H>* | 0 | | | | |
| 51311 SALARY-DISPATCHERS-OVERTIME | | | | | | | | | | | | | | |
| PROJECTED OVERTIME ($) | | | $15,000 | $2,100 | | $450 | $220 | | | | | | $2,770 | $17,770 |
| **TOTAL - 51311 SALARY-DISPATCHERS-OT (RND)** | | | **$15,000** | $2,100 | $0 | $450 | $220 | | | | $0 | $0 | $2,770 | $17,770 |
| **TOTAL - 2100 Police/Safety Services** | | | $1,205,820 | **$30,790** | $192,210 (1) | **$38,160** | **$16,210** | | | | **$272,830** | **$1,470** | **$551,670** | **$1,757,490** |
| | | | | | | | | | | | | | ***271 Fund Allocation ->*** | ***$3,000*** |
| **51530 Police Pension in 100 General Fund ->** | | | | | **$107,700** | | | | | | | | ***274 Fund Allocation ->*** | ***$3,000*** |
| **51530 Police Pension in 290 Fund ->** | | | | | **$84,510** | | | | | | | | ***280 Fund Allocation ->*** | ***$5,000*** |
| | | | | | | | | | | | | | ***290 Fund Allocation ->*** | ***$84,510*** |
| | | | | | | | | | | | | | ***Net - 100 General Fund Allocation ->*** | **$1,661,980** |
| **NOTES: (1) Total Police Pension is funded from the 100 General Fund a** | | | | | | | | | | | | | | |
| **2200 FIRE/SAFETY SERVICES** | | | | | 51540 FIRE | | | TYPE | PLAN $ | PD.DED.$ | 51710 | | | |
| 51100 SALARY-NON-BARGAINING (Salary and Wages Set by City Council) | | | | | PENSION | | | | | | (S + T) | | | |
| FIRE CHIEF | 693 | O'BRIEN, CLAYTON K. | $67,960 | | $16,310 | $2,040 | $990 | F | $18,520 | $0 | $18,520 | $70 | $37,930 | $105,890 |
| ASSISTANT FIRE CHIEF | 698 | FREY, JOEL M. | $65,000 | | $15,600 | $1,950 | $940 | F | $18,520 | $0 | $18,520 | $70 | $37,080 | $102,080 |
| Other | ---- | Other | $2,660 | | $640 | $80 | $40 | | | | | | $760 | $3,420 |
| | | | | | | | | 0 | *<P-Single-H>* | 0 | | | | |
| **TOTAL - 51100 SALARY-NON-BARGAINING (RND)** | | | **$135,620** | $0 | $32,550 | $4,070 | $1,970 | 0 | *<P-Em/Ch-H>* | 0 | $37,040 | $140 | $75,770 | $211,390 |
| | | | | | | | | 0 | *<P-Em/Sp-H>* | 0 | | | | |
| | | | | | | | | 2 | *<P-Family-H>* | 0 | | | | |





SPECIAL NOTE: Amounts listed herein are for Budget Purposes Only! Actual Wages and Benefits Paid are subject to Contracts, Ordinances, City Policies and City Council Approval.

| (A) | (B) | (C) | (D) | (E) | (F) | (G) | (H) | (I) | (J) | (K) | (L) | (M) |
|---|---|---|---|---|---|---|---|---|---|---|---|---|
| *REVISED AS OF 02-01-2017* | | | ORIGINAL | YEAR OF | CONTIN. | ORD./ | BASE | LONGEVITY | BASE | BASE | BASE | TOTAL |
| EMPLOYEE | EMP | EMPLOYEE | HIRE | ORIGINAL | YEARS IN | SCALE/ | RATE/ | *& OTHER* | ANNUAL | ANNUAL | LNGVTY./ | ANNUAL |
| POSITION / TITLE | NO. | NAME | DATE | ELTN/HIRE | SERVICE | STEP | HOUR | *BONUS PAYS* | HOURS | SALARY | & BONUS | SALARY |
| *(NOTE: 26 Pays Budgeted in 2017; TOTALS Rounded "RND" to Nearest $10.)* | | | | Current | | | | | 26 BI-WKL | | PER YEAR | |
| *( Increases based on Contracts, AFSCME 2.0%, Police 1Yr Ext. @ 2.5%)* | | | | Budget Year | | | | | PAYS IN | | | |
| *( Inc.Pending Contract Approval, Fire 2.5% 1Yr Ext, NB & App. Auth., +2.0%.)* | | | | 2017 | | | | | 2017 | H x J | I | K + L |
| **100 GENERAL FUND** | | | | | | | | | | | | |
| **2200 FIRE/SAFETY SERVICES - Continued** | | | | | | | | | | | | |
| 51101 SALARY-NON-BARGAINING-OVERTIME | | | | | | | | | | | | |
| PROJECTED OVERTIME ($) | | | 01/01/20xx | | | | | | | $15,000 | $0 | $15,000 |
| **TOTAL - 51101 SALARY-NON-BARGAINING-OT (RND)** | | | | | | | | | | $15,000 | $0 | **$15,000** |
| | | | | | | Cnt.2013-18 | ***(1,2,3,5)*** | | | | | |
| 51400 SALARY-FIRE FULLTIME (Wages Set By Contract Pending Negotiations, Budgeted at 3.0%) | | | | | | 2600 Hr.Rt. | 2080 Hr.Rt. | ***(4)*** | (5) | | | |
| FIRE/EMT CAPTAIN (3 Cert.) | 842 | BOWEN, DAVID L. | 06/10/2015 | 2015 | 2 | $18.7030 | $23.3788 | $0 | 2080 | $48,630 | $0 | $48,630 |
| FIRE/EMT CAPTAIN (0 Certs.) | ---- | **VACANT ** | 01/01/2017 | 2017 | 0 | $17.5700 | $21.9625 | $0 | 2080 | $45,680 | $0 | $45,680 |
| FIRE FIGHTER/EMT (0 Cert.) | 895 | KOKETKO, GARRETT S. | 11/02/2016 | 2016 | 1 | $15.5100 | $19.3875 | $0 | 2080 | $40,330 | $0 | $40,330 |
| FIRE FIGHTER/EMT (0 Cert.) | 896 | MARCINIAK, ROBERT R. | 11/03/2016 | 2016 | 1 | $15.5100 | $19.3875 | $0 | 2080 | $40,330 | $0 | $40,330 |
| FIRE FIGHTER/EMT (0 Cert.) | 899 | REISER, TYLER M. | 09/02/2016 | 2016 | 1 | $15.5100 | $19.3875 | $0 | 2080 | $40,330 | $0 | $40,330 |
| FIRE FIGHTER/EMT (1 Cert.) | 854 | SCHAFFNER, BRADY S. | 11/06/2015 | 2015 | 2 | $16.7300 | $20.9125 | $0 | 2080 | $43,500 | $0 | $43,500 |
| FIRE FIGHTER/EMT (0 Cert.) | 897 | STIRIZ, JOHAN L. | 11/04/2016 | 2016 | 1 | $15.5100 | $19.3875 | $0 | 2080 | $40,330 | $0 | $40,330 |
| FIRE FIGHTER/EMT (0 Cert.) | 843 | WESTHOVEN, TOBIAS J. | 06/09/2015 | 2015 | 2 | $16.7300 | $20.9125 | $0 | 2080 | $43,500 | $0 | $43,500 |
| Other | ---- | Other | 01/01/20xx | | | | | | | $10,270 | $0 | $10,270 |
| **TOTAL - 51400 SALARY-FIRE FULLTIME (RND)** | | | | | | | | | | $352,900 | $0 | **$352,900** |
| **NOTES: (1) Hourly Rate includes $76.92/Pay or $2,000/Annually in additional Salary for Paremedic Qualification bonus.** | | | | | | | | | | | | |
| **(2) Fire Captians in 2013 received an additional 10% above Base Rate added to Hourly Rate, this is included in the listed Base Rate/Hour.** | | | | | | | | | | | | |
| **(3) Hourly Rate includes $.10/Hr. for # of Approved Certifications (Max of 3 Certifications: 1 Cert. = $0.10/Hr; 2 Certs. = $0.20/Hr; 3 Certs. = $0.30/Hr).** | | | | | | | | | | | | |
| **(4) Paid Bonus for level of Education pursuant to Contract $500 for BS, $300 for AS; these are listed in "Longevity and Other Bonus Pay" field.** | | | | | | | | | | | | |
| **(5) Hourly Rate listed at the 2080 Hourly Rate for general comparison only, actual paid rate is based on 100 Hours/Pay or 2600 Annually.** | | | | | | | | | | | | |
| 51401 SALARY-FIRE FULLTIME-OVERTIME | | | | | | | | | | | | |
| PROJECTED OVERTIME ($) | | | 01/01/20xx | | | | | | | $16,000 | $0 | $16,000 |
| **TOTAL - 51401 SALARY-FIRE FULLTIME-OVERTIME (RND)** | | | | | | | | | | $16,000 | $0 | **$16,000** |
| 51410 SALARY-FIRE/EMT PARTTIME ***(1)*** | | | | | | | | | | | | |
| PARTTIME FIREMAN/EMT ***(2)*** | ---- | TOTAL BUDGETED | 01/01/20xx | | | | | | | $138,000 | $0 | $138,000 |
| PARTTIME FIREMAN/EMT | ---- | Training Pay Allocation | 01/01/20xx | | | | | | | $17,340 | $0 | $17,340 |
| Other | ---- | Other | 01/01/20xx | | | | | | | $3,110 | $0 | $3,110 |
| **TOTAL - 51410 SALARY-FIRE PARTTIME (RND)** | | | | | | | | | | $158,450 | $0 | **$158,450** |
| **NOTES: (1) Starting in 2017 Combining Account # 100-2200-51420 with Account # 100-2200-51410.** | | | | | | | | | | | | |
| **(2) Additional Salary Costs include the Non-Emergency EMS Runs to be off-set by an estimated Billable Revenue of $100,000.** | | | | | | | | | | | | |
| 51420 SALARY-EMT PARTTIME ***(See NOTE "1" Above!)*** | | | | | | | | | | | | |
| PARTTIME EMT | ---- | TOTAL BUDGETED | 01/01/20xx | | | | | | | $0 | $0 | $0 |
| PARTTIME EMT | ---- | Training Pay Allocation | 01/01/20xx | | | | | | | $0 | $0 | $0 |
| Other | ---- | Other | 01/01/20xx | | | | | | | $0 | $0 | $0 |
| **TOTAL - 51420 SALARY-EMT PARTTIME (RND)** | | | | | | | | | | $0 | $0 | **$0** |
| **TOTAL - 2200 Fire/Safety Services** | | | | | | | | | | $677,970 | $0 | $677,970 |
| **51560 Social Security in 100 General Fund ->** | | | | | | | | | | | | |
| **51500 PERS in 100 General Fund ->** | | | | | | | | | | | | |
| **51540 Fire Pension in 100 General Fund ->** | | | | | | | | | | | | |
| **51540 Fire Pension in 291 Fire Pension Fund ->** | | | | | | | | | | | | |
| **NOTES: (1) Total Fire Pension is funded from the 100 General Fund and the 291 Fire Pension Fund (Inside Millage).** | | | | | | | | | | | | |



SPECIAL NOTE: Amounts listed herein are for Budget Purposes Only! Actual Wages and Benefits Paid are subject to Contracts, Ordinances, City Policies and City Council Approval.

| (A) | (B) | (C) | (M) | (N) | (O) | (P) | (Q) | (R) | (S) | (T) | (U) | (V) | (W) | (X) |
|---|---|---|---|---|---|---|---|---|---|---|---|---|---|---|
| *REVISED AS OF 02-01-2017* | | | TOTAL | 51500 & 51560 | 51530 & 51540 | 51600 | 51700 | 51710 HEALTH (Net City $-RND) | | | City Sh.PPO 0% | 51750 | | TOTAL |
| EMPLOYEE | EMP | EMPLOYEE | ANNUAL | PERS/ or | POLICE PEN. | WORKERS | MEDICARE | Plan Type | PPO (P) | HSA (H) | $0 | An.LIFE | TOTAL | SALARY & |
| POSITION / TITLE | NO. | NAME | SALARY | *SOC.SEC.* | *FIRE PEN.* | COMP. (Est.) | HD>04/01/86 | S-Single | $6,170 | $6,580 | $0 | INS. | BENEFITS | BENEFITS |
| *(NOTE: 26 Pays Budgeted in 2017; TOTALS Rounded "RND" to Nearest $1* | | | | 14.00% | 19.50% | 3.00% | 1.45% | EC-Em/Ch | $11,110 | $11,680 | City Sh.HSA-100% | $50 | <-Life Ins.-AFSCME & Fire | |
| *( Increases based on Contracts, AFSCME 2.0%, Police 1Yr Ext. @ 2.* | | | | *6.20%* | *24.00%* | | 4/1/1986 | ES-Em/Sp | $12,350 | $12,750 | $1,200 | $70 | <-Life Ins.-Police & NB | |
| *( Inc.Pending Contract Approval, Fire 2.5% 1Yr Ext, NB & App. Auth.* | | | K + L | M x N% | M x O% | M x P% | M x Q% | F-Family | $18,520 | $18,130 | $2,000 | | N+O+P+Q+U+V | M + W |
| **100 GENERAL FUND** | | | | | | | | | | | | | | |
| **2200 FIRE/SAFETY SERVICES - Continued** | | | | | | | | | | | | | | |
| | | | | | 51540 FIRE | | | | | | | | | |
| 51101 SALARY-NON-BARGAINING-OVERTIME | | | | | PENSION | | | | | | | | | |
| PROJECTED OVERTIME ($) | | | $15,000 | | $3,600 | $450 | $220 | | | | | | $4,270 | $19,270 |
| **TOTAL - 51101 SALARY-NON-BARGAINING-OT (RND)** | | | **$15,000** | $0 | $3,600 | $450 | $220 | | | | $0 | $0 | $4,270 | $19,270 |
| | | | | | 51540 FIRE | | | TYPE | PLAN $ | PD.DED.$ | **51710** | | | |
| 51400 SALARY-FIRE FULLTIME (Wages Set By Contract Pending Negotiati | | | | | PENSION | | | | | | **(S + T)** | | | |
| FIRE/EMT CAPTAIN (3 Cert.) | 842 | BOWEN, DAVID L. | $48,630 | | $11,670 | $1,460 | $710 | | $0 | $0 | $0 | $50 | $13,890 | $62,520 |
| FIRE/EMT CAPTAIN (0 Certs.) | ---- | **VACANT ** | $45,680 | | $10,960 | $1,370 | $660 | F | $18,520 | $0 | $18,520 | $50 | $31,560 | $77,240 |
| FIRE FIGHTER/EMT (0 Cert.) | 895 | KOKETKO, GARRETT S. | $40,330 | | $9,680 | $1,210 | $580 | HS | $6,580 | $1,200 | $7,780 | $50 | $19,300 | $59,630 |
| FIRE FIGHTER/EMT (0 Cert.) | 896 | MARCINIAK, ROBERT R. | $40,330 | | $9,680 | $1,210 | $580 | F | $18,520 | $0 | $18,520 | $50 | $30,040 | $70,370 |
| FIRE FIGHTER/EMT (0 Cert.) | 899 | REISER, TYLER M. | $40,330 | | $9,680 | $1,210 | $580 | S | $6,170 | $0 | $6,170 | $50 | $17,690 | $58,020 |
| FIRE FIGHTER/EMT (1 Cert.) | 854 | SCHAFFNER, BRADY S. | $43,500 | | $10,440 | $1,310 | $630 | F | $18,520 | $0 | $18,520 | $50 | $30,950 | $74,450 |
| FIRE FIGHTER/EMT (0 Cert.) | 897 | STIRIZ, JOHAN L. | $40,330 | | $9,680 | $1,210 | $580 | S | $6,170 | $0 | $6,170 | $50 | $17,690 | $58,020 |
| FIRE FIGHTER/EMT (0 Cert.) | 843 | WESTHOVEN, TOBIAS J. | $43,500 | | $10,440 | $1,310 | $630 | EC | $11,110 | $0 | $11,110 | $50 | $23,540 | $67,040 |
| Other | ---- | Other | $10,270 | | $2,460 | $310 | $150 | | | | | | $2,920 | $13,190 |
| | | | | | | | | 2 | *<P-Single-H>* | 1 | | | | |
| **TOTAL - 51400 SALARY-FIRE FULLTIME (RND)** | | | **$352,900** | $0 | $84,690 | $10,600 | $5,100 | 1 | *<P-Em/Ch-H>* | 0 | $86,790 | $400 | $187,580 | $540,480 |
| **NOTES: (1) Hourly Rate includes $76.92/Pay or $2,000/Annually in addi** | | | | | | | | 0 | *<P-Em/Sp-H>* | 0 | | | | |
| **(2) Fire Captians in 2013 received an additional 10% above Bas** | | | | | | | | 3 | *<P-Family-H>* | 0 | | | | |
| **(3) Hourly Rate includes $.10/Hr. for # of Approved Certificatic** | | | | | | | | | | | | | | |
| **(4) Paid Bonus for level of Education pursuant to Contract $50** | | | | | | | | | | | | | | |
| **(5) Hourly Rate listed at the 2080 Hourly Rate for general com** | | | | | | | | | | | | | | |
| | | | | | 51540 FIRE | | | | | | | | | |
| 51401 SALARY-FIRE FULLTIME-OVERTIME | | | | | PENSION | | | | | | | | | |
| PROJECTED OVERTIME ($) | | | $16,000 | | $3,840 | $480 | $230 | | | | | | $4,550 | $20,550 |
| **TOTAL - 51401 SALARY-FIRE FULLTIME-OVERTIME (RND)** | | | **$16,000** | $0 | $3,840 | $480 | $230 | | | | $0 | $0 | $4,550 | $20,550 |
| | | | | **51500 PERS** | | | | | | | | | | |
| 51410 SALARY-FIRE/EMT PARTTIME *(1)* | | | | ***51560 SOC.SC.*** | | | | | | | | | | |
| PARTTIME FIREMAN/EMT *(2)* | ---- | TOTAL BUDGETED | $138,000 | $8,560 | | $4,140 | $2,000 | | | | | | $14,700 | $152,700 |
| PARTTIME FIREMAN/EMT | ---- | Training Pay Allocation | $17,340 | $1,080 | | $520 | $250 | | | | | | $1,850 | $19,190 |
| Other | ---- | Other | $3,110 | $190 | | $90 | $50 | | | | | | $330 | $3,440 |
| **TOTAL - 51410 SALARY-FIRE PARTTIME (RND)** | | | **$158,450** | $9,830 | $0 | $4,750 | $2,300 | | | | $0 | $0 | $16,880 | $175,330 |
| **NOTES: (1) Starting in 2017 Combining Account # 100-2200-51420 with** | | | | **$1,100** | **<- 51500 PERS** | | | | | | | | | |
| **(2) Additional Salary Costs include the Non-Emergency EMS R** | | | | ***$8,730*** | ***<- 51560 Social Security*** | | | | | | | | | |
| | | | | | | | | | | | | | | |
| 51420 SALARY-EMT PARTTIME *(See NOTE "1" Above!)* | | | | **51500 PERS** | | | | | | | | | | |
| PARTTIME EMT | ---- | TOTAL BUDGETED | $0 | $0 | | $0 | $0 | | | | | | $0 | $0 |
| PARTTIME EMT | ---- | Training Pay Allocation | $0 | $0 | | $0 | $0 | | | | | | $0 | $0 |
| Other | ---- | Other | $0 | $0 | | $0 | $0 | | | | | | $0 | $0 |
| **TOTAL - 51420 SALARY-EMT PARTTIME (RND)** | | | **$0** | $0 | $0 | $0 | $0 | | | | $0 | $0 | $0 | $0 |
| **TOTAL - 2200 Fire/Safety Services** | | | $677,970 | $9,830 | $124,680 | **$20,350** | **$9,820** | | | | **$123,830** | **$540** | **$289,050** | **$967,020** |
| | | | | | (1) | | | | | | | | | |
| **51560 Social Security in 100 General Fund ->** | | | | **$8,730** | | | | | | | | | | |
| **51500 PERS in 100 General Fund ->** | | | | **$1,100** | | | | | | | | | | |
| **51540 Fire Pension in 100 General Fund ->** | | | | | **$82,430** | | | | | | | | | |
| **51540 Fire Pension in 291 Fire Pension Fund ->** | | | | | **$42,250** | | | | | | | | ***291 Fund Allocation ->*** | ***$42,250*** |
| | | | | | | | | | | | | | ***Net - 100 General Fund Allocation ->*** | **$924,770** |
| **NOTES: (1) Total Fire Pension is funded from the 100 General Fund and** | | | | | | | | | | | | | | |



SPECIAL NOTE: Amounts listed herein are for Budget Purposes Only! Actual Wages and Benefits Paid are subject to Contracts, Ordinances, City Policies and City Council Approval.

| (A) | (B) | (C) | (D) | (E) | (F) | (G) | (H) | (I) | (J) | (K) | (L) | (M) |
|---|---|---|---|---|---|---|---|---|---|---|---|---|
| *REVISED AS OF 02-01-2017* | | | ORIGINAL | YEAR OF | CONTIN. | ORD./ | BASE | LONGEVITY | BASE | BASE | BASE | TOTAL |
| EMPLOYEE | EMP | EMPLOYEE | HIRE | ORIGINAL | YEARS IN | SCALE/ | RATE/ | *& OTHER* | ANNUAL | ANNUAL | LNGVTY./ | ANNUAL |
| POSITION / TITLE | NO. | NAME | DATE | ELTN/HIRE | SERVICE | STEP | HOUR | *BONUS PAYS* | HOURS | SALARY | & BONUS | SALARY |
| *(NOTE: 26 Pays Budgeted in 2017; TOTALS Rounded "RND" to Nearest $10.)* | | | | Current | | | | | 26 BI-WKL | | PER YEAR | |
| *( Increases based on Contracts, AFSCME 2.0%, Police 1Yr Ext. @ 2.5%)* | | | | Budget Year | | | | | PAYS IN | | | |
| *( Inc.Pending Contract Approval, Fire 2.5% 1Yr Ext, NB & App. Auth., +2.0%.)* | | | | 2017 | | | | | 2017 | H x J | I | K + L |
| **100 GENERAL FUND** | | | | | | | | | | | | |
| **3100 BUILDING INSPECTIONS/ZONING** | | | | | | | | | | | | |
| 51100 SALARY-NON-BARGAINING (Salary and Wages Set by City Council) | | | | | | | | (1) | | | | |
| BUILDING & ZONING ADM. | 458 | ZIMMERMAN, THOMAS L. | 11/02/2004 | 2004 | 13 | Ord.068-15 | $29.4100 | $3,661 | 2080 | $61,170 | $3,660 | $64,830 |
| Other | ---- | Other | 01/01/20xx | | | | | | | $1,230 | $0 | $1,230 |
| **TOTAL - 51100 SALARY-NON-BARGAINING (RND)** | | | | | | | | | | $62,400 | $3,660 | **$66,060** |
| **NOTES: (1) Zoning Adm. holds Residential Bldg.Official Cert., Residential Plumbing Inspector Cert. & Elec.Safety Inspector Cert., paid $500 each, or $1,500 Annually.** | | | | | | | | | | | | |
| 51101 SALARY-NON-BARGAINING-OVERTIME | | | | | | | | | | | | |
| PROJECTED OVERTIME ($) | | | 01/01/20xx | | | | | | | $500 | $0 | $500 |
| **TOTAL - 51101 SALARY-NON-BARGAINING-OT (RND)** | | | | | | | | | | $500 | $0 | **$500** |
| **TOTAL - 3100 Building Inspections/Zoning** | | | | | | | | | | $62,900 | $3,660 | $66,560 |
| **4700 CEMETERY/GROUNDS** | | | | | | | | | | | | |
| 51200 SALARY-AFSCME (Wages Set By Contract, 2.0% for 2017, 2.0% for 2018 and 1.0% for 2019) | | | | | | | | | | | | |
| PARKS & REC.WORKER III | 40 | EKSTRAND, TRACY A. | 02/10/1986 | 1986 | 31 | 246-D | $17.1400 | $2,199 | 2080 | $35,650 | $2,200 | $37,850 |
| *Potential Retirement Est. by 05/31/2017* | | *Projected Retirement Payout* | | | | | | | | $8,690 | $0 | $8,690 |
| PARKS & REC.WORKER I (PPT) | 887 | BAKER, MARK S | 09/12/2016 | 2016 | 1 | 240-B | $11.2400 | $0 | 1000 | $11,240 | $0 | $11,240 |
| PARKS & REC.WORKER I (PPT) | 46 | GOODMAN, RAY D. | 09/23/2014 | 2014 | 3 | 240-B | $11.2400 | $0 | 1000 | $11,240 | | $11,240 |
| STAND-BY PAY | | AFSCME-SERVICE | 01/01/20xx | | | Averaged Rate-> | $17.1400 | | 70 | $1,200 | $0 | $1,200 |
| Other | ---- | Other | 01/01/20xx | | | | | | | $1,170 | $0 | $1,170 |
| **TOTAL - 51200 SALARY-AFSCME (RND)** | | | | | | | | | | $69,190 | $2,200 | **$71,390** |
| **NOTES: (1) Parks & Recreation Worker III projected to Retire by 05/31/2017, payout included in budget totals.** | | | | | | | | | | | | |
| 51201 SALARY-AFSCME-OVERTIME | | | | | | | | | | | | |
| PROJECTED OVERTIME ($) | | | 01/01/20xx | | | | | | | $3,500 | $0 | $3,500 |
| **TOTAL - 51201 SALARY-AFSCME-OT (RND)** | | | | | | | | | | $3,500 | $0 | **$3,500** |
| 51190 SALARY-SEASONAL | | | | | | | | | | | | |
| SEASON LABOR | | | 01/01/20xx | | | | | | | $4,800 | $0 | $4,800 |
| **TOTAL - 51190 SALARY-SEASONAL (RND)** | | | | | | | | | | $4,800 | $0 | **$4,800** |
| **TOTAL - 4700 Cemetery/Grounds** | | | | | | | | | | $77,490 | $2,200 | $79,690 |
| **5130 SERVICE/ BLDGS, PROPERTIES, EQUIPMENT** | | | | | | | | | | | | |
| 51200 SALARY-AFSCME (Wages Set By Contract, 2.0% for 2017, 2.0% for 2018 and 1.0% for 2019) | | | | | | | | | | | | |
| MAINTENANCE SERVICE MAN | 74 | NAGEL, THOMAS R. | 05/02/1994 | 1994 | 23 | 640-B | $23.3800 | $3,315 | 2080 | $48,630 | $3,320 | $51,950 |
| STAND-BY PAY | | AFSCME-SERVICE | 01/01/20xx | | | Averaged Rate-> | $23.3800 | | 80 | $1,870 | $0 | $1,870 |
| Other | ---- | Other | 01/01/20xx | | | | | | | $1,010 | $0 | $1,010 |
| **TOTAL - 51200 SALARY-AFSCME (RND)** | | | | | | | | | | $51,510 | $3,320 | **$54,830** |
| 51201 SALARY-AFSCME-OVERTIME | | | | | | | | | | | | |
| PROJECTED OVERTIME ($) | | | 01/01/20xx | | | | | | | $2,000 | $0 | $2,000 |
| **TOTAL - 51201 SALARY-AFSCME-OT (RND)** | | | | | | | | | | $2,000 | $0 | **$2,000** |
| **TOTAL - 5130 Service/Buildings & Properties** | | | | | | | | | | $53,510 | $3,320 | $56,830 |



SPECIAL NOTE: Amounts listed herein are for Budget Purposes Only! Actual Wages and Benefits Paid are subject to Contracts, Ordinances, City Policies and City Council Approval.

| (A) | (B) | (C) | (M) | (N) | (O) | (P) | (Q) | (R) | (S) | (T) | (U) | (V) | (W) | (X) |
|---|---|---|---|---|---|---|---|---|---|---|---|---|---|---|
| *REVISED AS OF 02-01-2017* | | | TOTAL | 51500 & 51560 | 51530 & 51540 | 51600 | 51700 | 51710 HEALTH (Net City $-RND) | | | City Sh.PPO 0% | 51750 | | TOTAL |
| EMPLOYEE | EMP | EMPLOYEE | ANNUAL | PERS/ or | POLICE PEN. | WORKERS | MEDICARE | Plan Type | PPO (P) | HSA (H) | $0 | An.LIFE | TOTAL | SALARY & |
| POSITION / TITLE | NO. | NAME | SALARY | *SOC.SEC.* | *FIRE PEN.* | COMP. (Est.) | HD>04/01/86 | S-Single | $6,170 | $6,580 | $0 | INS. | BENEFITS | BENEFITS |
| *(NOTE: 26 Pays Budgeted in 2017; TOTALS Rounded "RND" to Nearest $1* | | | | 14.00% | 19.50% | 3.00% | 1.45% | EC-Em/Ch | $11,110 | $11,680 | City Sh.HSA-100% | $50 | <-Life Ins.-AFSCME & Fire | |
| *( Increases based on Contracts, AFSCME 2.0%, Police 1Yr Ext. @ 2.* | | | | *6.20%* | *24.00%* | | 4/1/1986 | ES-Em/Sp | $12,350 | $12,750 | $1,200 | $70 | <-Life Ins.-Police & NB | |
| *( Inc.Pending Contract Approval, Fire 2.5% 1Yr Ext, NB & App. Auth.* | | | K + L | M x N% | M x O% | M x P% | M x Q% | F-Family | $18,520 | $18,130 | $2,000 | | N+O+P+Q+U+V | M + W |
| **100 GENERAL FUND** | | | | | | | | | | | | | | |
| **3100 BUILDING INSPECTIONS/ZONING** | | | | | | | | TYPE | PLAN $ | PD.DED.$ | **51710** | | | |
| 51100 SALARY-NON-BARGAINING (Salary and Wages Set by City Council) | | | | | | | | | | | **(S + T)** | | | |
| BUILDING & ZONING ADM. | 458 | ZIMMERMAN, THOMAS L. | $64,830 | $9,080 | | $1,940 | $940 | F | $18,520 | $0 | $18,520 | $70 | $30,550 | $95,380 |
| Other | ---- | Other | $1,230 | $170 | | $40 | $20 | | | | | | $230 | $1,460 |
| | | | | | | | | 0 | <P-Single-H> | 0 | | | | |
| **TOTAL - 51100 SALARY-NON-BARGAINING (RND)** | | | **$66,060** | $9,250 | $0 | $1,980 | $960 | 0 | <P-Em/Ch-H> | 0 | $18,520 | $70 | $30,780 | $96,840 |
| **NOTES: (1) Zoning Adm. holds Residential Bldg.Official Cert., Residen** | | | | | | | | 0 | <P-Em/Sp-H> | 0 | | | | |
| | | | | | | | | 1 | <P-Family-H> | 0 | | | | |
| 51101 SALARY-NON-BARGAINING-OVERTIME | | | | | | | | | | | | | | |
| PROJECTED OVERTIME ($) | | | $500 | $70 | | $20 | $10 | | | | | | $100 | $600 |
| **TOTAL - 51101 SALARY-NON-BARGAINING-OT (RND)** | | | **$500** | $70 | $0 | $20 | $10 | | | | $0 | $0 | $100 | $600 |
| **TOTAL - 3100 Building Inspections/Zoning** | | | $66,560 | **$9,320** | **$0** | **$2,000** | **$970** | | | | **$18,520** | **$70** | **$30,880** | **$97,440** |
| **4700 CEMETERY/GROUNDS** | | | | | | | | TYPE | PLAN $ | PD.DED.$ | **51710** | | | |
| 51200 SALARY-AFSCME (Wages Set By Contract, 2.0% for 2017, 2.0% for | | | | | | | | | | | **(S + T)** | | | |
| PARKS & REC.WORKER III | 40 | EKSTRAND, TRACY A. | $37,850 | $5,300 | | $1,140 | $0 | EC | $11,110 | $0 | $11,110 | $50 | $17,600 | $55,450 |
| *Potential Retirement Est. by 05/31/2017* | | *Projected Retirement Payout* | $8,690 | | | $260 | $0 | | | | $0 | $0 | $260 | $8,950 |
| PARKS & REC.WORKER I (PPT) | 887 | BAKER, MARK S | $11,240 | $1,570 | | $340 | $160 | | $0 | $0 | $0 | $0 | $2,070 | $13,310 |
| PARKS & REC.WORKER I (PPT) | 46 | GOODMAN, RAY D. | $11,240 | $1,570 | | $340 | $160 | | $0 | $0 | $0 | $0 | $2,070 | $13,310 |
| STAND-BY PAY | | AFSCME-SERVICE | $1,200 | $170 | | $40 | $20 | | | | | | $230 | $1,430 |
| Other | ---- | Other | $1,170 | $160 | | $40 | $20 | | | | | | $220 | $1,390 |
| | | | | | | | | 0 | <P-Single-H> | 0 | | | | |
| **TOTAL - 51200 SALARY-AFSCME (RND)** | | | **$71,390** | $8,770 | $0 | $2,160 | $360 | 1 | <P-Em/Ch-H> | 0 | $11,110 | $50 | $22,450 | $93,840 |
| **NOTES: (1) Parks & Recreation Worker III projected to Retire by 05/31/2** | | | | | | | | 0 | <P-Em/Sp-H> | 0 | | | | |
| | | | | | | | | 0 | <P-Family-H> | 0 | | | | |
| 51201 SALARY-AFSCME-OVERTIME | | | | | | | | | | | | | | |
| PROJECTED OVERTIME ($) | | | $3,500 | $490 | | $110 | $50 | | | | | | $650 | $4,150 |
| **TOTAL - 51201 SALARY-AFSCME-OT (RND)** | | | **$3,500** | $490 | $0 | $110 | $50 | | | | $0 | $0 | $650 | $4,150 |
| 51190 SALARY-SEASONAL | | | | | | | | | | | | | | |
| SEASON LABOR | | | $4,800 | $670 | | $140 | $70 | | | | | | $880 | $5,680 |
| **TOTAL - 51190 SALARY-SEASONAL (RND)** | | | **$4,800** | $670 | $0 | $140 | $70 | | | | $0 | $0 | $880 | $5,680 |
| **TOTAL - 4700 Cemetery/Grounds** | | | $79,690 | **$9,930** | **$0** | **$2,410** | **$480** | | | | **$11,110** | **$50** | **$23,980** | **$103,670** |
| **5130 SERVICE/ BLDGS, PROPERTIES, EQUIPMENT** | | | | | | | | TYPE | PLAN $ | PD.DED.$ | **51710** | | | |
| 51200 SALARY-AFSCME (Wages Set By Contract, 2.0% for 2017, 2.0% for 2 | | | | | | | | | | | **(S + T)** | | | |
| MAINTENANCE SERVICE MAN | 74 | NAGEL, THOMAS R. | $51,950 | $7,270 | | $1,560 | $750 | | $0 | $0 | $0 | $50 | $9,630 | $61,580 |
| STAND-BY PAY | | AFSCME-SERVICE | $1,870 | $260 | | $60 | $30 | | | | | | $350 | $2,220 |
| Other | ---- | Other | $1,010 | $140 | | $30 | $10 | | | | | | $180 | $1,190 |
| | | | | | | | | 0 | <P-Single-H> | 0 | | | | |
| **TOTAL - 51200 SALARY-AFSCME (RND)** | | | **$54,830** | $7,670 | $0 | $1,650 | $790 | 0 | <P-Em/Ch-H> | 0 | $0 | $50 | $10,160 | $64,990 |
| | | | | | | | | 0 | <P-Em/Sp-H> | 0 | | | | |
| | | | | | | | | 0 | <P-Family-H> | 0 | | | | |
| 51201 SALARY-AFSCME-OVERTIME | | | | | | | | | | | | | | |
| PROJECTED OVERTIME ($) | | | $2,000 | $280 | | $60 | $30 | | | | | | $370 | $2,370 |
| **TOTAL - 51201 SALARY-AFSCME-OT (RND)** | | | **$2,000** | $280 | $0 | $60 | $30 | | | | $0 | $0 | $370 | $2,370 |
| **TOTAL - 5130 Service/Buildings & Properties** | | | $56,830 | **$7,950** | **$0** | **$1,710** | **$820** | | | | **$0** | **$50** | **$10,530** | **$67,360** |



SPECIAL NOTE: Amounts listed herein are for Budget Purposes Only! Actual Wages and Benefits Paid are subject to Contracts, Ordinances, City Policies and City Council Approval.

| (A) | (B) | (C) | (D) | (E) | (F) | (G) | (H) | (I) | (J) | (K) | (L) | (M) |
|---|---|---|---|---|---|---|---|---|---|---|---|---|
| *REVISED AS OF 02-01-2017* | | | ORIGINAL | YEAR OF | CONTIN. | ORD./ | BASE | LONGEVITY | BASE | BASE | BASE | TOTAL |
| EMPLOYEE | EMP | EMPLOYEE | HIRE | ORIGINAL | YEARS IN | SCALE/ | RATE/ | *& OTHER* | ANNUAL | ANNUAL | LNGVTY./ | ANNUAL |
| POSITION / TITLE | NO. | NAME | DATE | ELTN/HIRE | SERVICE | STEP | HOUR | *BONUS PAYS* | HOURS | SALARY | & BONUS | SALARY |
| *(NOTE: 26 Pays Budgeted in 2017; TOTALS Rounded "RND" to Nearest $10.)* | | | | Current | | | | | 26 BI-WKL | | PER YEAR | |
| *( Increases based on Contracts, AFSCME 2.0%, Police 1Yr Ext. @ 2.5%)* | | | | Budget Year | | | | | PAYS IN | | | |
| *( Inc.Pending Contract Approval, Fire 2.5% 1Yr Ext, NB & App. Auth., +2.0%.)* | | | | 2017 | | | | | 2017 | H x J | I | K + L |
| **TOTAL 100 GENERAL & OTHER FUNDS** | | | | | | | | | | **$3,611,230** | **$55,020** | **$3,666,250** |
| ***LESS: OTHER FUNDS IN 100 GENERAL FUND TOTALS*** | | | | | | | | | | | | |
| **271 LAW ENFORCEMENT ED. FUND** | | | | | | | | | | $3,000 | $0 | **$3,000** |
| **274 MANDATORY DRUG FINE FUND** | | | | | | | | | | $3,000 | $0 | **$3,000** |
| **280 CERTIFIED POLICE TRAINING FUND** | | | | | | | | | | $5,000 | $0 | **$5,000** |
| **290 POLICE PENSION FUND** | | | | | | | | | | | | |
| **291 FIRE PENSION FUND** | | | | | | | | | | | | |
| **NET TOTAL TO - 100 GENERAL FUND** | | | | | | | | | | $3,600,230 | $55,020 | **$3,655,250** |
| | | | | | | | | | | | *Verification Total->* | ***$3,655,250*** |
| **170 MUNICIPAL INCOME TAX FUND** | | | | | | | | | | | | |
| **1510 FINANCE / INCOME TAX COLLECTION** | | | | | | | | | | | | |
| 51100 SALARY-NON-BARGAINING (Salary and Wages Set by City Council) | | | | | | | | | | | | |
| TAX ADMINISTRATOR | 644 | FIELDER, SHANNON J. | 05/05/2008 | 2008 | 9 | Ord.068-15 | $23.3800 | $0 | 2080 | $48,630 | $0 | $48,630 |
| ACCOUNT CLERK II | 254 | CRIST, TRACY L. | 05/27/1997 | 1997 | 20 | Ord.068-15 | $18.7200 | $1,955 | 2080 | $38,940 | $1,960 | $40,900 |
| ACCOUNT CLERK I (PPT) | 892 | HAGERMAN, HEATHER | 09/19/2016 | 2016 | 1 | Ord.068-15 | $11.0000 | *$0* | *1456* | *$16,020* | *$0* | *$16,020* |
| ALLOCATION of ACCOUNT CLERK I (PPT) (50% TO 100.1520.51100) --> | | | **50.00%** | | | | | | | $8,010 | $0 | $8,010 |
| (Overall Allocation 100.1520 (50%), and 170.1510 (50%)) | | | | | | | | | | | | |
| Other | ---- | Other | 01/01/20xx | | | | | | | $1,910 | $0 | $1,910 |
| **TOTAL - 51100 SALARY-NON-BARGAINING (RND)** | | | | | | | | | | $97,490 | $1,960 | **$99,450** |
| 51101 SALARY-NON-BARGAINING-OVERTIME | | | | | | | | | | | | |
| PROJECTED OVERTIME ($) | | | 01/01/20xx | | | | | | | $2,500 | $0 | $2,500 |
| **TOTAL - 51101 SALARY-NON-BARGAINING-OT (RND)** | | | | | | | | | | $2,500 | $0 | **$2,500** |
| 51190 SALARY-SEASONAL | | | | | | | | | | | | |
| SEASONAL LABOR | ---- | BUDGETED TOTAL $ | 01/01/20xx | | | | $0.0000 | | 0 | $0 | $0 | $0 |
| **TOTAL - 51190 SALARY-SEASONAL (RND)** | | | | | | | | | | $0 | $0 | **$0** |
| **TOTAL - 1510 Finance/Income Tax Collection** | | | | | | | | | | $99,990 | $1,960 | $101,950 |
| **TOTAL 170 MUNICIPAL INCOME TAX FUND** | | | | | | | | | | $99,990 | $1,960 | **$101,950** |
| | | | | | | | | | | | *Verification Total->* | ***$101,950*** |
| **200'S STREET (SCMR) FUNDS** | | | | | | | | | | | | |
| **5100 SERVICE/STREETS MAINTENENACE AND PROPERTIES** | | | | | | | | | | | | |
| 51100 SALARY-NON-BARGAINING (Salary and Wages Set by City Council) | | | | | | | | | | | | |
| *PUBLIC WORKS DIR./ENG. (1)* | 482 | *LULFS, CHAD E.* | *01/03/2006* | *2006* | *11* | *Ord.068-15* | *$51.6385* | *$2,531* | *2080* | *$107,410* | *$2,530* | *$109,940* |
| ALLOCATION of Position (22.5% TO 200.5100.51100) --> | | | **22.50%** | | | | | | | $24,170 | *$570* | $24,740 |
| (Overall Allocation - 100.1700 (10.0%), 200.5100 (22.5%), 510.6210 (22.5%), 520.6310 (22.5%), and 560.6400 (22.5%)) | | | | | | | | | | | | |



SPECIAL NOTE: Amounts listed herein are for Budget Purposes Only! Actual Wages and Benefits Paid are subject to Contracts, Ordinances, City Policies and City Council Approval.

| (A) | (B) | (C) | (M) | (N) | (O) | (P) | (Q) | (R) | (S) | (T) | (U) | (V) | (W) | (X) |
|---|---|---|---|---|---|---|---|---|---|---|---|---|---|---|
| *REVISED AS OF 02-01-2017* | | | TOTAL | 51500 & 51560 | 51530 & 51540 | 51600 | 51700 | 51710 HEALTH (Net City $-RND) | | | City Sh.PPO 0% | 51750 | | TOTAL |
| EMPLOYEE | EMP | EMPLOYEE | ANNUAL | PERS/ or | POLICE PEN. | WORKERS | MEDICARE | Plan Type | PPO (P) | HSA (H) | $0 | An.LIFE | TOTAL | SALARY & |
| POSITION / TITLE | NO. | NAME | SALARY | *SOC.SEC.* | *FIRE PEN.* | COMP. (Est.) | HD>04/01/86 | S-Single | $6,170 | $6,580 | $0 | INS. | BENEFITS | BENEFITS |
| *(NOTE: 26 Pays Budgeted in 2017; TOTALS Rounded "RND" to Nearest $1* | | | | 14.00% | 19.50% | 3.00% | 1.45% | EC-Em/Ch | $11,110 | $11,680 | City Sh.HSA-100% | $50 | <-Life Ins.-AFSCME & Fire | |
| *( Increases based on Contracts, AFSCME 2.0%, Police 1Yr Ext. @ 2.* | | | | *6.20%* | *24.00%* | | 4/1/1986 | ES-Em/Sp | $12,350 | $12,750 | $1,200 | $70 | <-Life Ins.-Police & NB | |
| *( Inc.Pending Contract Approval, Fire 2.5% 1Yr Ext, NB & App. Auth.* | | | K + L | M x N% | M x O% | M x P% | M x Q% | F-Family | $18,520 | $18,130 | $2,000 | | N+O+P+Q+U+V | M + W |
| | | | | | | | | | *TOTAL FOR FUND* | | | | | |
| TOTAL 100 GENERAL & OTHER FUNDS | | | $3,666,250 | $279,820 | $316,890 | $112,000 | $49,700 | 12 | *<P-Single-H>* | 1 | $728,140 | $4,010 | $1,490,560 | $5,156,810 |
| | | | | | | | | 12 | *<P-Em/Ch-H>* | 1 | | | | |
| *LESS: OTHER FUNDS IN 100 GENERAL FUND TOTALS* | | | | | | | | 5 | *<P-Em/Sp-H>* | 0 | | | | |
| 271 LAW ENFORCEMENT ED. FUND | | | $3,000 | | | | | 25 | *<P-Family-H>* | 0 | | | $0 | $3,000 |
| 274 MANDATORY DRUG FINE FUND | | | $3,000 | | | | | | | | | | $0 | $3,000 |
| 280 CERTIFIED POLICE TRAINING FUND | | | $5,000 | | | | | | | | | | $0 | $5,000 |
| 290 POLICE PENSION FUND | | | | | $84,510 | | | | | | | | $84,510 | $84,510 |
| 291 FIRE PENSION FUND | | | | | $42,250 | | | | | | | | $42,250 | $42,250 |
| NET TOTAL TO - 100 GENERAL FUND | | | $3,655,250 | $279,820 | $190,130 | $112,000 | $49,700 | | | | $728,140 | $4,010 | $1,363,800 | $5,019,050 |
| | | | *$3,655,250* | | | | | | | | | | *$1,363,800* | *$5,019,050* |
| **170 MUNICIPAL INCOME TAX FUND** | | | | | | | | | | | | | | |
| **1510 FINANCE / INCOME TAX COLLECTION** | | | | | | | | TYPE | PLAN $ | PD.DED.$ | 51710 | | | |
| 51100 SALARY-NON-BARGAINING (Salary and Wages Set by City Council) | | | | | | | | | | | (S + T) | | | |
| TAX ADMINISTRATOR | 644 | FIELDER, SHANNON J. | $48,630 | $6,810 | | $1,460 | $710 | EC | $11,110 | $0 | $11,110 | $70 | $20,160 | $68,790 |
| ACCOUNT CLERK II | 254 | CRIST, TRACY L. | $40,900 | $5,730 | | $1,230 | $590 | F | $18,520 | $0 | $18,520 | $70 | $26,140 | $67,040 |
| ACCOUNT CLERK I (PPT) | 892 | HAGERMAN, HEATHER | *$16,020* | *$2,240* | | *$480* | *$230* | | *$0* | *$0* | *$0* | *$0* | *$2,950* | *$18,970* |
| ALLOCATION of ACCOUNT CLERK I (PPT) (50% TO 100.1520.51100) --> | | | $8,010 | $1,120 | | $240 | $120 | | $0 | $0 | $0 | $0 | $1,480 | $9,490 |
| (Overall Allocation 100.1520 (50%), and 170.1510 (50%)) | | | | | | | | | | | | | | |
| Other | ---- | Other | $1,910 | $270 | | $60 | $30 | | | | | | $360 | $2,270 |
| | | | | | | | | 0 | *<P-Single-H>* | 0 | | | | |
| TOTAL - 51100 SALARY-NON-BARGAINING (RND) | | | **$99,450** | $13,930 | $0 | $2,990 | $1,450 | 1 | *<P-Em/Ch-H>* | 0 | $29,630 | $140 | $48,140 | $147,590 |
| | | | | | | | | 0 | *<P-Em/Sp-H>* | 0 | | | | |
| 51101 SALARY-NON-BARGAINING-OVERTIME | | | | | | | | 1 | *<P-Family-H>* | 0 | | | | |
| PROJECTED OVERTIME ($) | | | $2,500 | $350 | | $80 | $40 | | | | | | $470 | $2,970 |
| TOTAL - 51101 SALARY-NON-BARGAINING-OT (RND) | | | **$2,500** | $350 | $0 | $80 | $40 | | | | $0 | $0 | $470 | $2,970 |
| 51190 SALARY-SEASONAL | | | | | | | | | | | | | | |
| SEASONAL LABOR | ---- | BUDGETED TOTAL $ | $0 | $0 | | $0 | $0 | | | | | | $0 | $0 |
| TOTAL - 51190 SALARY-SEASONAL (RND) | | | **$0** | $0 | $0 | $0 | $0 | | | | $0 | $0 | $0 | $0 |
| TOTAL - 1510 Finance/Income Tax Collection | | | $101,950 | **$14,280** | **$0** | **$3,070** | **$1,490** | | | | **$29,630** | **$140** | **$48,610** | **$150,560** |
| | | | | | | | | | *TOTAL FOR FUND* | | | | | |
| | | | | | | | | 0 | *<P-Single-H>* | 0 | | | | |
| | | | | | | | | 1 | *<P-Em/Ch-H>* | 0 | | | | |
| TOTAL 170 MUNICIPAL INCOME TAX FUND | | | $101,950 | $14,280 | $0 | $3,070 | $1,490 | 0 | *<P-Em/Sp-H>* | 0 | $29,630 | $140 | $48,610 | $150,560 |
| | | | | | | | | 1 | *<P-Family-H>* | 0 | | | | |
| | | | *$101,950* | | | | | | | | | | *$48,610* | *$150,560* |
| **200'S STREET (SCMR) FUNDS** | | | | | | | | | | | | | | |
| **5100 SERVICE/STREETS MAINTENENACE AND PROPERTIES** | | | | | | | | TYPE | PLAN $ | PD.DED.$ | 51710 | | | |
| 51100 SALARY-NON-BARGAINING (Salary and Wages Set by City Council) | | | | | | | | | | | (S + T) | | | |
| *PUBLIC WORKS DIR./ENG. (1)* | 482 | *LULFS, CHAD E.* | *$109,940* | *$15,390* | | *$3,300* | *$1,590* | *EC* | *$11,110* | *$0* | *$11,110* | *$70* | *$31,460* | *$141,400* |
| ALLOCATION of Position (22.5% TO 200.5100.51100) --> | | | $24,740 | $3,460 | | $740 | $360 | EC (*) | $2,500 | $0 | $2,500 | $20 | $7,080 | $31,820 |
| (Overall Allocation - 100.1700 (10.0%), 200.5100 (22.5%), 510.6210 (22.5% | | | | | | | | | | | | | | |



SPECIAL NOTE: Amounts listed herein are for Budget Purposes Only! Actual Wages and Benefits Paid are subject to Contracts, Ordinances, City Policies and City Council Approval.

| (A) | (B) | (C) | (D) | (E) | (F) | (G) | (H) | (I) | (J) | (K) | (L) | (M) |
|---|---|---|---|---|---|---|---|---|---|---|---|---|
| *REVISED AS OF 02-01-2017* | | | ORIGINAL | YEAR OF | CONTIN. | ORD./ | BASE | LONGEVITY | BASE | BASE | BASE | TOTAL |
| EMPLOYEE | EMP | EMPLOYEE | HIRE | ORIGINAL | YEARS IN | SCALE/ | RATE/ | *& OTHER* | ANNUAL | ANNUAL | LNGVTY./ | ANNUAL |
| POSITION / TITLE | NO. | NAME | DATE | ELTN/HIRE | SERVICE | STEP | HOUR | *BONUS PAYS* | HOURS | SALARY | & BONUS | SALARY |
| *(NOTE: 26 Pays Budgeted in 2017; TOTALS Rounded "RND" to Nearest $10.)* | | | | Current | | | | | 26 BI-WKL | | PER YEAR | |
| *( Increases based on Contracts, AFSCME 2.0%, Police 1Yr Ext. @ 2.5%)* | | | | Budget Year | | | | | PAYS IN | | | |
| *( Inc.Pending Contract Approval, Fire 2.5% 1Yr Ext, NB & App. Auth., +2.0%.)* | | | | 2017 | | | | | 2017 | H x J | I | K + L |
| **200'S STREET (SCMR) FUNDS** | | | | | | | | | | | | |
| **5100 SERVICE/STREETS MAINTENENACE AND PROPERTIES - Continued** | | | | | | | | | | | | |
| 51100 SALARY-NON-BARGAINING (Salary and Wages Set by City Council) | | | | | | | | | | | | |
| *OPERATIONS SUPERINTENDEN* | *81* | *RATHGE, JEFFREY H.* | *06/01/1992* | *1992* | *25* | *657-D* | *$33.6538* | *$3,605* | *2080* | *$70,000* | *$3,610* | *$73,610* |
| ALLOCATION of SERV.BLDG.SEC. (25% TO 200.5100.51100) --> | | | **25.00%** | | | | | | | $17,500 | $900 | $18,400 |
| (Overall Allocation 200.5100 (25%), 510.6210 (25%), 520.6310 (25%), and 560.6400 (25%)) | | | | | | | | | | | | |
| *SEN.SERV.BLDG.SECRETARY* | *71* | *MCCARTHY, KAREN L.* | *10/31/1988* | *1988* | *29* | *Ord.068-15* | *$18.7200* | *$2,170* | *2080* | *$38,940* | *$2,170* | *$41,110* |
| ALLOCATION of SERV.BLDG.SEC. (5% TO 200.5100.51100) --> | | | **5.00%** | | | | | | | $1,950 | $110 | $2,060 |
| (Overall Allocation 200.5100 (5%), 500.6110 (60%), 510.6210 (15%), 520.6310 (15%), and 560.6400 (5%)) | | | | | | | | | | | | |
| Other | ---- | Other | 01/01/20xx | | | | | | | $870 | $0 | $870 |
| **TOTAL - 51100 SALARY-NON-BARGAINING (RND)** | | | | | | | | | | $44,490 | $1,580 | **$46,070** |
| **NOTES: (1) In 2012, New Position created called Public Works Director/Engineer to be over Engineering, Operations, Water, Sewer and Sanitation Services.** | | | | | | | | | | | | |
| 51101 SALARY-NON-BARGAINING-OVERTIME | | | | | | | | | | | | |
| PROJECTED OVERTIME ($) | | | 01/01/20xx | | | | | | | $100 | $0 | $100 |
| **TOTAL - 51101 SALARY-NON-BARGAINING-OT (RND)** | | | | | | | | | | $100 | $0 | **$100** |
| 51200 SALARY-AFSCME (Wages Set By Contract Pending Completion of Negotiations) | | | | | | | | | | | | |
| ST./SEW.CLTN.SYS.TECH II | 483 | KELLNER, ABRAHAM L. | 02/07/2006 | 2006 | 11 | D | $24.0000 | $1,598 | 2080 | $49,920 | $1,600 | $51,520 |
| ST./SEW.CLTN.SYS.TECH II | 780 | THOMPSON, SHAWN | 05/06/2013 | 2013 | 4 | D | $17.6100 | $0 | 2080 | $36,630 | $0 | $36,630 |
| STAND-BY PAY | | AFSCME-SERVICE | 01/01/20xx | | | Averaged Rate-> | $20.8050 | | 160 | $3,330 | $0 | $3,330 |
| Other | ---- | Other | 01/01/20xx | *Salary Appropriation Allocation in Street Fund:* | | | | | | $1,800 | $0 | $1,800 |
| | | | | *200.5100.51200 Sal.Street* | | | | *$68,280* | | | | |
| **TOTAL - 51200 SALARY-AFSCME (RND)** | | | | *200.5110.51200 Sal. Ice & Snow Rem.* | | | | *$15,000* | | $91,680 | $1,600 | **$93,280** |
| | | | | *200.5120.51200 Sal. Storm Drainage* | | | | *$10,000* | | | | |
| | | | | | | | | *$93,280* | | | | |
| 51201 SALARY-AFSCME-OVERTIME | | | | *OT Appropriation Allocation in Street Fund:* | | | | | | | | |
| PROJECTED OVERTIME ($) | | | 01/01/20xx | *200.5100.51201 OT Street* | | | | *$7,000* | | $25,000 | $0 | $25,000 |
| | | | | *200.5110.51201 OT Ice & Snow Rem.* | | | | *$17,000* | | | | |
| **TOTAL - 51201 SALARY-AFSCME-OT (RND)** | | | | *200.5120.51201 OT Storm Drainage* | | | | *$1,000* | | $25,000 | $0 | **$25,000** |
| | | | | | | | | *$25,000* | | | | |
| **TOTAL - 5100 Street Cnst., Maint. & Repair Fund** | | | | | | | | | | $161,270 | $3,180 | $164,450 |
| **TOTALS 200'S STREET FUNDS** | | | | | | | | | | $161,270 | $3,180 | **$164,450** |
| | | | | | | | | | | | *Verification Total->* | ***$164,450*** |
| **220 RECREATION FUND** | | | | | | | | | | | | |
| **4100 PARKS/ADMINISTRATIVE** | | | | | | | | | | | | |
| 51100 SALARY-NON-BARGAINING (Salary and Wages Set by City Council) | | | | | | | | | | | | |
| PARKS & REC. DIR. | 27 | COTTER, ANTHONY J. | 06/22/1992 | 1992 | 25 | Ord.068-15 | $35.7544 | $3,597 | 2080 | $74,370 | $3,600 | $77,970 |
| Other | ---- | Other | 01/01/20xx | | | | | | | $1,490 | $0 | $1,490 |
| **TOTAL - 51100 SALARY-NON-BARGAINING (RND)** | | | | | | | | | | $75,860 | $3,600 | **$79,460** |
| **TOTAL - 4100 Parks/Administrative** | | | | | | | | | | $75,860 | $3,600 | $79,460 |



SPECIAL NOTE: Amounts listed herein are for Budget Purposes Only! Actual Wages and Benefits Paid are subject to Contracts, Ordinances, City Policies and City Council Approval.

| (A) | (B) | (C) | (M) | (N) | (O) | (P) | (Q) | (R) | (S) | (T) | (U) | (V) | (W) | (X) |
|---|---|---|---|---|---|---|---|---|---|---|---|---|---|---|
| *REVISED AS OF 02-01-2017* | | | TOTAL | 51500 & 51560 | 51530 & 51540 | 51600 | 51700 | 51710 HEALTH (Net City $-RND) | | | City Sh.PPO 0% | 51750 | | TOTAL |
| EMPLOYEE | EMP | EMPLOYEE | ANNUAL | PERS/ or | POLICE PEN. | WORKERS | MEDICARE | Plan Type | PPO (P) | HSA (H) | $0 | An.LIFE | TOTAL | SALARY & |
| POSITION / TITLE | NO. | NAME | SALARY | *SOC.SEC.* | *FIRE PEN.* | COMP. (Est.) | HD>04/01/86 | S-Single | $6,170 | $6,580 | $0 | INS. | BENEFITS | BENEFITS |
| *(NOTE: 26 Pays Budgeted in 2017; TOTALS Rounded "RND" to Nearest $1* | | | | 14.00% | 19.50% | 3.00% | 1.45% | EC-Em/Ch | $11,110 | $11,680 | City Sh.HSA-100% | $50 | <-Life Ins.-AFSCME & Fire | |
| *( Increases based on Contracts, AFSCME 2.0%, Police 1Yr Ext. @ 2.* | | | | *6.20%* | *24.00%* | | 4/1/1986 | ES-Em/Sp | $12,350 | $12,750 | $1,200 | $70 | <-Life Ins.-Police & NB | |
| *( Inc.Pending Contract Approval, Fire 2.5% 1Yr Ext, NB & App. Auth.* | | | K + L | M x N% | M x O% | M x P% | M x Q% | F-Family | $18,520 | $18,130 | $2,000 | | N+O+P+Q+U+V | M + W |
| **200'S STREET (SCMR) FUNDS** | | | | | | | | | | | | | | |
| **5100 SERVICE/STREETS MAINTENENACE AND PROPERTIES - Continue** | | | | | | | | | | | | | | |
| 51100 SALARY-NON-BARGAINING (Salary and Wages Set by City Council) | | | | | | | | | | | | | | |
| *OPERATIONS SUPERINTENDEN* | *81* | *RATHGE, JEFFREY H.* | *$73,610* | *$10,310* | | *$2,210* | *$1,070* | *ES* | *$12,350* | *$0* | *$12,350* | *$70* | *$26,010* | *$99,620* |
| ALLOCATION of SERV.BLDG.SEC. (25% TO 200.5100.51100) --> | | | $18,400 | $2,580 | | $550 | $270 | ES | $3,090 | $0 | $3,090 | $20 | $6,510 | $24,910 |
| (Overall Allocation 200.5100 (25%), 510.6210 (25%), 520.6310 (25%), and 5 | | | | | | | | | | | | | | |
| *SEN.SERV.BLDG.SECRETARY* | *71* | *MCCARTHY, KAREN L.* | *$41,110* | *$5,760* | | *$1,230* | *$600* | *ES* | *$12,350* | *$0* | *$12,350* | *$70* | *$20,010* | *$61,120* |
| ALLOCATION of SERV.BLDG.SEC. (5% TO 200.5100.51100) --> | | | $2,060 | $290 | | $60 | $30 | ES | $620 | $0 | $620 | $0 | $1,000 | $3,060 |
| (Overall Allocation 200.5100 (5%), 500.6110 (60%), 510.6210 (15%), 520.63 | | | | | | | | | | | | | | |
| Other | ---- | Other | $870 | $120 | | $30 | $10 | | | | | | $160 | $1,030 |
| | | | | | | | | 0 | *<P-Single-H>* | 0 | | | | |
| **TOTAL - 51100 SALARY-NON-BARGAINING (RND)** | | | **$46,070** | $6,450 | $0 | $1,380 | $670 | 0 | *<P-Em/Ch-H>* | 0 | $6,210 | $40 | $14,750 | $60,820 |
| **NOTES: (1) In 2012, New Position created called Public Works Director/** | | | | | | | | 2 | *<P-Em/Sp-H>* | 0 | | | | |
| | | | | | | | | 0 | *<P-Family-H>* | 0 | | | | |
| | | | | | | | | *(*) Excluded in Totals, Prevously Counted.* | | | | | | |
| 51101 SALARY-NON-BARGAINING-OVERTIME | | | | | | | | | | | | | | |
| PROJECTED OVERTIME ($) | | | $100 | $10 | | $0 | $0 | | | | | | $10 | $110 |
| **TOTAL - 51101 SALARY-NON-BARGAINING-OT (RND)** | | | **$100** | $10 | $0 | $0 | $0 | | | | $0 | $0 | $10 | $110 |
| | | | | | | | | TYPE | PLAN $ | PD.DED.$ | 51710 (S + T) | | | |
| 51200 SALARY-AFSCME (Wages Set By Contract Pending Completion of N | | | | | | | | | | | | | | |
| ST./SEW.CLTN.SYS.TECH II | 483 | KELLNER, ABRAHAM L. | $51,520 | $7,210 | | $1,550 | $750 | S | $6,170 | $0 | $6,170 | $50 | $15,730 | $67,250 |
| ST./SEW.CLTN.SYS.TECH II | 780 | THOMPSON, SHAWN | $36,630 | $5,130 | | $1,100 | $530 | F | $18,520 | $0 | $18,520 | $50 | $25,330 | $61,960 |
| STAND-BY PAY | | AFSCME-SERVICE | $3,330 | $470 | | $100 | $50 | | | | | | $620 | $3,950 |
| Other | ---- | Other | $1,800 | $250 | | $50 | $30 | | | | | | $330 | $2,130 |
| | | | | | | | | 1 | *<P-Single-H>* | 0 | | | | |
| **TOTAL - 51200 SALARY-AFSCME (RND)** | | | **$93,280** | $13,060 | $0 | $2,800 | $1,360 | 0 | *<P-Em/Ch-H>* | 0 | $24,690 | $100 | $42,010 | $135,290 |
| | | | | | | | | 0 | *<P-Em/Sp-H>* | 0 | | | | |
| | | | | | | | | 1 | *<P-Family-H>* | 0 | | | | |
| 51201 SALARY-AFSCME-OVERTIME | | | | | | | | | | | | | | |
| PROJECTED OVERTIME ($) | | | $25,000 | $3,500 | | $750 | $360 | | | | | | $4,610 | $29,610 |
| **TOTAL - 51201 SALARY-AFSCME-OT (RND)** | | | **$25,000** | $3,500 | $0 | $750 | $360 | | | | $0 | $0 | $4,610 | $29,610 |
| **TOTAL - 5100 Street Cnst., Maint. & Repair Fund** | | | $164,450 | **$23,020** | **$0** | **$4,930** | **$2,390** | | | | **$30,900** | **$140** | **$61,380** | **$225,830** |
| | | | | | | | | | *TOTAL FOR FUND* | | | | | |
| | | | | | | | | 1 | *<P-Single-H>* | 0 | | | | |
| | | | | | | | | 0 | *<P-Em/Ch-H>* | 0 | | | | |
| **TOTALS 200'S STREET FUNDS** | | | **$164,450** | **$23,020** | **$0** | **$4,930** | **$2,390** | 2 | *<P-Em/Sp-H>* | 0 | **$30,900** | **$140** | **$61,380** | **$225,830** |
| | | | ========= | ========= | ========= | ========= | ========= | 1 | *<P-Family-H>* | 0 | ========= | ======= | ========= | ========= |
| | | | ***$164,450*** | | | | | | | | | | ***$61,380*** | ***$225,830*** |
| **220 RECREATION FUND** | | | | | | | | | | | | | | |
| **4100 PARKS/ADMINISTRATIVE** | | | | | | | | TYPE | PLAN $ | PD.DED.$ | 51710 (S + T) | | | |
| 51100 SALARY-NON-BARGAINING (Salary and Wages Set by City Council) | | | | | | | | | | | | | | |
| PARKS & REC. DIR. | 27 | COTTER, ANTHONY J. | $77,970 | $10,920 | | $2,340 | $1,130 | F | $18,520 | $0 | $18,520 | $70 | $32,980 | $110,950 |
| Other | ---- | Other | $1,490 | $210 | | $40 | $20 | | | | | | $270 | $1,760 |
| | | | | | | | | 0 | *<P-Single-H>* | 0 | | | | |
| **TOTAL - 51100 SALARY-NON-BARGAINING (RND)** | | | **$79,460** | $11,130 | $0 | $2,380 | $1,150 | 0 | *<P-Em/Ch-H>* | 0 | $18,520 | $70 | $33,250 | $112,710 |
| | | | | | | | | 0 | *<P-Em/Sp-H>* | 0 | | | | |
| **TOTAL - 4100 Parks/Administrative** | | | $79,460 | **$11,130** | **$0** | **$2,380** | **$1,150** | 1 | *<P-Family-H>* | 0 | **$18,520** | **$70** | **$33,250** | **$112,710** |





SPECIAL NOTE: Amounts listed herein are for Budget Purposes Only! Actual Wages and Benefits Paid are subject to Contracts, Ordinances, City Policies and City Council Approval.

| (A) | (B) | (C) | (D) | (E) | (F) | (G) | (H) | (I) | (J) | (K) | (L) | (M) |
|---|---|---|---|---|---|---|---|---|---|---|---|---|
| *REVISED AS OF 02-01-2017* | | | ORIGINAL | YEAR OF | CONTIN. | ORD./ | BASE | LONGEVITY | BASE | BASE | BASE | TOTAL |
| EMPLOYEE | EMP | EMPLOYEE | HIRE | ORIGINAL | YEARS IN | SCALE/ | RATE/ | *& OTHER* | ANNUAL | ANNUAL | LNGVTY./ | ANNUAL |
| POSITION / TITLE | NO. | NAME | DATE | ELTN/HIRE | SERVICE | STEP | HOUR | *BONUS PAYS* | HOURS | SALARY | & BONUS | SALARY |
| *(NOTE: 26 Pays Budgeted in 2017; TOTALS Rounded "RND" to Nearest $10.)* | | | | Current | | | | | 26 BI-WKL | | PER YEAR | |
| *( Increases based on Contracts, AFSCME 2.0%, Police 1Yr Ext. @ 2.5%)* | | | | Budget Year | | | | | PAYS IN | | | |
| *( Inc.Pending Contract Approval, Fire 2.5% 1Yr Ext, NB & App. Auth., +2.0%.)* | | | | 2017 | | | | | 2017 | H x J | I | K + L |
| **220 RECREATION FUND** | | | | | | | | | | | | |
| **4200 RECREATION/GOLF OPERATING** | | | | | | | | | | | | |
| 51100 SALARY-NON-BARGAINING (Salary and Wages Set by City Council) | | | | | | | | | | | | |
| GOLF COURSE GRNDS SUPT. | 141 | WILLHITE, MICHAEL R. | 07/31/1995 | 1995 | 22 | Ord.068-15 | $29.0939 | $3,120 | 2080 | $60,520 | $3,120 | $63,640 |
| GOLF COURSE MANAGER | 270 | RESSLER, DIANE E. | 04/24/1998 | 1998 | 19 | Ord.068-15 | $13.3200 | $0 | 1200 | $15,980 | $0 | $15,980 |
| GOLF COURSE AST.MNGR. | 85 | SCHMIDT, GEORGE J. | 03/30/2000 | 2000 | 17 | Ord.068-15 | $11.5900 | $0 | 1200 | $13,910 | $0 | $13,910 |
| GOLF COURSE CLUBHOUSE | 770 | HOOPS, VINTON D. | 07/05/2012 | 2012 | 5 | Ord.068-15 | $8.8400 | $0 | 220 | $1,940 | $0 | $1,940 |
| GOLF COURSE CLUBHOUSE | 608 | HUMMER, LINDA Y. | 07/31/2006 | 2006 | 11 | Ord.068-15 | $9.1400 | $0 | 220 | $2,010 | $0 | $2,010 |
| GOLF COURSE CLUBHOUSE | 433 | LANZER, MARVIN | 04/12/2004 | 2004 | 13 | Ord.068-15 | $9.5600 | $0 | 220 | $2,100 | $0 | $2,100 |
| GOLF COURSE CLUBHOUSE | 792 | MERRILL, GREGG R. | 07/23/2013 | 2013 | 4 | Ord.068-15 | $8.8500 | $0 | 220 | $1,950 | $0 | $1,950 |
| SEASONAL NON-BARGAINING | ---- | VARIOUS POSITIONS | 01/01/20xx | | | | $10.8400 | $0 | 1000 | $10,840 | $0 | $10,840 |
| Other | ---- | Other | 01/01/20xx | | | | | | | $2,200 | $0 | $2,200 |
| **TOTAL - 51100 SALARY-NON-BARGAINING (RND)** | | | | | | | | | | $111,450 | $3,120 | **$114,570** |
| 51201 SALARY-AFSCME-OVERTIME | | | | | | | | | | | | |
| PROJECTED OVERTIME ($) | | | 01/01/20xx | | | | | | | $100 | $0 | $100 |
| **TOTAL - 51101 SALARY-NON-BARGAINING-OT (RND)** | | | | | | | | | | $100 | $0 | **$100** |
| **TOTAL - 4200 Recreation/Golf Operating** | | | | | | | | | | $111,550 | $3,120 | $114,670 |
| **4300 RECREATION/POOL OPERATING** | | | | | | | | | | | | |
| 51190 SALARY-SEASONAL | | | | | | | | | | | | |
| POOL WORKERS | ---- | BUDGETED TOTAL $ | 01/01/20xx | | | | | | | $40,000 | $0 | $40,000 |
| **TOTAL - 51190 SALARY-SEASONAL (RND)** | | | | | | | | | | $40,000 | $0 | **$40,000** |
| **TOTAL - 4300 Recreation/Pool Operating** | | | | | | | | | | $40,000 | $0 | $40,000 |
| **4400 RECREATION/PARKS & PLAYGROUNDS** | | | | | | | | | | | | |
| 51200 SALARY-AFSCME (Wages Set By Contract, 2.0% for 2017, 2.0% for 2018 and 1.0% for 2019) | | | | | | | | | | | | |
| PKS & REC. FOREMAN | 3 | ASHBAUGH, THOMAS F. | 02/04/1991 | 1991 | 26 | 250-D | $25.0900 | $2,460 | 2080 | $52,190 | $2,460 | $54,650 |
| PKS & REC. WORKER III | 103 | BRUNS, TIMOTHY J. | 02/24/1997 | 1997 | 20 | 246-D | $17.1400 | $1,976 | 2080 | $35,650 | $1,980 | $37,630 |
| PKS & REC. WORKER II | 756 | MILLER, THOMAS J. | 05/24/2012 | 2012 | 5 | 245-D | $15.1600 | $0 | 2080 | $31,530 | $0 | $31,530 |
| STAND-BY PAY | | AFSCME-SERVICE | 01/01/20xx | | | Averaged Rate-> | $19.1300 | | 140 | $2,680 | $0 | $2,680 |
| Other | ---- | Other | 01/01/20xx | | | | | | | $2,430 | $0 | $2,430 |
| **TOTAL - 51200 SALARY-AFSCME (RND)** | | | | | | | | | | $124,480 | $4,440 | **$128,920** |
| 51201 SALARY-AFSCME-OVERTIME | | | | | | | | | | | | |
| PROJECTED OVERTIME ($) | | | 01/01/20xx | | | | | | | $12,000 | $0 | $12,000 |
| **TOTAL - 51201 SALARY-AFSCME-OT (RND)** | | | | | | | | | | $12,000 | $0 | **$12,000** |
| 51190 SALARY-SEASONAL | | | | | | | | | | | | |
| REC.WORKERS | ---- | BUDGETED TOTAL $ | 01/01/20xx | | | | | | | $28,000 | $0 | $28,000 |
| **TOTAL - 51190 SALARY-SEASONAL (RND)** | | | | | | | | | | $28,000 | $0 | **$28,000** |



SPECIAL NOTE: Amounts listed herein are for Budget Purposes Only! Actual Wages and Benefits Paid are subject to Contracts, Ordinances, City Policies and City Council Approval.

| (A) | (B) | (C) | (M) | (N) | (O) | (P) | (Q) | (R) | (S) | (T) | (U) | (V) | (W) | (X) |
|---|---|---|---|---|---|---|---|---|---|---|---|---|---|---|
| *REVISED AS OF 02-01-2017* | | | TOTAL | 51500 & 51560 | 51530 & 51540 | 51600 | 51700 | 51710 HEALTH (Net City $-RND) | | | City Sh.PPO 0% | 51750 | | TOTAL |
| EMPLOYEE | EMP | EMPLOYEE | ANNUAL | PERS/ or | POLICE PEN. | WORKERS | MEDICARE | Plan Type | PPO (P) | HSA (H) | $0 | An.LIFE | TOTAL | SALARY & |
| POSITION / TITLE | NO. | NAME | SALARY | *SOC.SEC.* | *FIRE PEN.* | COMP. (Est.) | HD>04/01/86 | S-Single | $6,170 | $6,580 | $0 | INS. | BENEFITS | BENEFITS |
| *(NOTE: 26 Pays Budgeted in 2017; TOTALS Rounded "RND" to Nearest $1* | | | | 14.00% | 19.50% | 3.00% | 1.45% | EC-Em/Ch | $11,110 | $11,680 | City Sh.HSA-100% | $50 | <-Life Ins.-AFSCME & Fire | |
| *( Increases based on Contracts, AFSCME 2.0%, Police 1Yr Ext. @ 2.* | | | | *6.20%* | *24.00%* | | 4/1/1986 | ES-Em/Sp | $12,350 | $12,750 | $1,200 | $70 | <-Life Ins.-Police & NB | |
| *( Inc.Pending Contract Approval, Fire 2.5% 1Yr Ext, NB & App. Auth.* | | | K + L | M x N% | M x O% | M x P% | M x Q% | F-Family | $18,520 | $18,130 | $2,000 | | N+O+P+Q+U+V | M + W |
| **220 RECREATION FUND** | | | | | | | | | | | | | | |
| **4200 RECREATION/GOLF OPERATING** | | | | | | | | TYPE | PLAN $ | PD.DED.$ | **51710** | | | |
| 51100 SALARY-NON-BARGAINING (Salary and Wages Set by City Council) | | | | | | | | | | | (S + T) | | | |
| GOLF COURSE GRNDS SUPT. | 141 | WILLHITE, MICHAEL R. | $63,640 | $8,910 | | $1,910 | $920 | ES | $12,350 | $0 | $12,350 | $70 | $24,160 | $87,800 |
| GOLF COURSE MANAGER | 270 | RESSLER, DIANE E. | $15,980 | $2,240 | | $480 | $230 | | $0 | $0 | $0 | $0 | $2,950 | $18,930 |
| GOLF COURSE AST.MNGR. | 85 | SCHMIDT, GEORGE J. | $13,910 | $1,950 | | $420 | $200 | | $0 | $0 | $0 | $0 | $2,570 | $16,480 |
| GOLF COURSE CLUBHOUSE | 770 | HOOPS, VINTON D. | $1,940 | $270 | | $60 | $30 | | $0 | $0 | $0 | $0 | $360 | $2,300 |
| GOLF COURSE CLUBHOUSE | 608 | HUMMER, LINDA Y. | $2,010 | $280 | | $60 | $30 | | $0 | $0 | $0 | $0 | $370 | $2,380 |
| GOLF COURSE CLUBHOUSE | 433 | LANZER, MARVIN | $2,100 | $290 | | $60 | $30 | | $0 | $0 | $0 | $0 | $380 | $2,480 |
| GOLF COURSE CLUBHOUSE | 792 | MERRILL, GREGG R. | $1,950 | $270 | | $60 | $30 | | $0 | $0 | $0 | $0 | $360 | $2,310 |
| SEASONAL NON-BARGAINING | ---- | VARIOUS POSITIONS | $10,840 | $1,520 | | $330 | $160 | | | | | | $2,010 | $12,850 |
| Other | ---- | Other | $2,200 | $310 | | $70 | $30 | | | | | | $410 | $2,610 |
| | | | | | | | | 0 | *<P-Single-H>* | 0 | | | | |
| **TOTAL - 51100 SALARY-NON-BARGAINING (RND)** | | | **$114,570** | $16,040 | $0 | $3,450 | $1,660 | 0 | *<P-Em/Ch-H>* | 0 | $12,350 | $70 | $33,570 | $148,140 |
| | | | | | | | | 1 | *<P-Em/Sp-H>* | 0 | | | | |
| 51201 SALARY-AFSCME-OVERTIME | | | | | | | | 0 | *<P-Family-H>* | 0 | | | | |
| PROJECTED OVERTIME ($) | | | $100 | $10 | | $0 | $0 | | | | | | $10 | $110 |
| **TOTAL - 51101 SALARY-NON-BARGAINING-OT (RND)** | | | **$100** | $10 | $0 | $0 | $0 | | | | $0 | $0 | $10 | $110 |
| **TOTAL - 4200 Recreation/Golf Operating** | | | $114,670 | **$16,050** | **$0** | **$3,450** | **$1,660** | | | | **$12,350** | **$70** | **$33,580** | **$148,250** |
| **4300 RECREATION/POOL OPERATING** | | | | | | | | | | | | | | |
| 51190 SALARY-SEASONAL | | | | | | | | | | | | | | |
| POOL WORKERS | ---- | BUDGETED TOTAL $ | $40,000 | $5,600 | | $1,200 | $580 | | | | | | $7,380 | $47,380 |
| **TOTAL - 51190 SALARY-SEASONAL (RND)** | | | **$40,000** | $5,600 | $0 | $1,200 | $580 | | | | $0 | $0 | $7,380 | $47,380 |
| **TOTAL - 4300 Recreation/Pool Operating** | | | $40,000 | **$5,600** | **$0** | **$1,200** | **$580** | | | | **$0** | **$0** | **$7,380** | **$47,380** |
| **4400 RECREATION/PARKS & PLAYGROUNDS** | | | | | | | | TYPE | PLAN $ | PD.DED.$ | **51710** | | | |
| 51200 SALARY-AFSCME (Wages Set By Contract, 2.0% for 2017, 2.0% for | | | | | | | | | | | (S + T) | | | |
| PKS & REC. FOREMAN | 3 | ASHBAUGH, THOMAS F. | $54,650 | $7,650 | | $1,640 | $790 | F | $18,520 | $0 | $18,520 | $50 | $28,650 | $83,300 |
| PKS & REC. WORKER III | 103 | BRUNS, TIMOTHY J. | $37,630 | $5,270 | | $1,130 | $550 | EC | $11,110 | $0 | $11,110 | $50 | $18,110 | $55,740 |
| PKS & REC. WORKER II | 756 | MILLER, THOMAS J. | $31,530 | $4,410 | | $950 | $460 | EC | $11,110 | $0 | $11,110 | $50 | $16,980 | $48,510 |
| STAND-BY PAY | | AFSCME-SERVICE | $2,680 | $380 | | $80 | $40 | | | | | | $500 | $3,180 |
| Other | ---- | Other | $2,430 | $340 | | $70 | $40 | | | | | | $450 | $2,880 |
| | | | | | | | | 0 | *<P-Single-H>* | 0 | | | | |
| **TOTAL - 51200 SALARY-AFSCME (RND)** | | | **$128,920** | $18,050 | $0 | $3,870 | $1,880 | 2 | *<P-Em/Ch-H>* | 0 | $40,740 | $150 | $64,690 | $193,610 |
| | | | | | | | | 0 | *<P-Em/Sp-H>* | 0 | | | | |
| 51201 SALARY-AFSCME-OVERTIME | | | | | | | | 1 | *<P-Family-H>* | 0 | | | | |
| PROJECTED OVERTIME ($) | | | $12,000 | $1,680 | | $360 | $170 | | | | | | $2,210 | $14,210 |
| **TOTAL - 51201 SALARY-AFSCME-OT (RND)** | | | **$12,000** | $1,680 | $0 | $360 | $170 | | | | $0 | $0 | $2,210 | $14,210 |
| 51190 SALARY-SEASONAL | | | | | | | | | | | | | | |
| REC.WORKERS | ---- | BUDGETED TOTAL $ | $28,000 | $3,920 | | $840 | $410 | | | | | | $5,170 | $33,170 |
| **TOTAL - 51190 SALARY-SEASONAL (RND)** | | | **$28,000** | $3,920 | $0 | $840 | $410 | | | | $0 | $0 | $5,170 | $33,170 |





SPECIAL NOTE: Amounts listed herein are for Budget Purposes Only! Actual Wages and Benefits Paid are subject to Contracts, Ordinances, City Policies and City Council Approval.

| (A) | (B) | (C) | (D) | (E) | (F) | (G) | (H) | (I) | (J) | (K) | (L) | (M) |
|---|---|---|---|---|---|---|---|---|---|---|---|---|
| *REVISED AS OF 02-01-2017* | | | ORIGINAL | YEAR OF | CONTIN. | ORD./ | BASE | LONGEVITY | BASE | BASE | BASE | TOTAL |
| EMPLOYEE | EMP | EMPLOYEE | HIRE | ORIGINAL | YEARS IN | SCALE/ | RATE/ | *& OTHER* | ANNUAL | ANNUAL | LNGVTY./ | ANNUAL |
| POSITION / TITLE | NO. | NAME | DATE | ELTN/HIRE | SERVICE | STEP | HOUR | *BONUS PAYS* | HOURS | SALARY | & BONUS | SALARY |
| *(NOTE: 26 Pays Budgeted in 2017; TOTALS Rounded "RND" to Nearest $10.)* | | | | Current | | | | | 26 BI-WKL | | PER YEAR | |
| *( Increases based on Contracts, AFSCME 2.0%, Police 1Yr Ext. @ 2.5%)* | | | | Budget Year | | | | | PAYS IN | | | |
| *( Inc.Pending Contract Approval, Fire 2.5% 1Yr Ext, NB & App. Auth., +2.0%.)* | | | | 2017 | | | | | 2017 | H x J | I | K + L |
| **220 RECREATION FUND** | | | | | | | | | | | | |
| **4400 RECREATION/PARKS & PLAYGROUNDS-Continued** | | | | | | | | | | | | |
| 51191 SALARY-SEASONAL-OVERTIME | | | | | | | | | | | | |
| PROJECTED OVERTIME ($) | | | 01/01/20xx | | | | | | | $500 | $0 | $500 |
| TOTAL - 51191 SALARY-SEASONAL-OT (RND) | | | | | | | | | | $500 | $0 | **$500** |
| TOTAL - 4400 Recreation/Parks & Playgrounds | | | | | | | | | | $164,980 | $4,440 | $169,420 |
| TOTAL 220 RECREATION FUND | | | | | | | | | | $392,390 | $11,160 | **$403,550** |
| | | | | | | | | | | | *Verification Total->* | ***$403,550*** |
| **277 PROBATION OFFICER GRANT FUND (State Grant through Supreme Court - *(1)*)** | | | | | | | | | | | | |
| **1810 MUNICIPAL COURT/PROBATION DEPARTMENT** | | | | | | | | | | | | |
| 51100 SALARY-NON-BARGAINING (Salary and Wages Set by City Council) | | | | | | | *(2)* | | | | | |
| PROBATION OFFICER | 258 | BOGERT, JR., ROBERT L | 10/06/1997 | 1997 | 20 | Ord.068-15 | $16.9685 | $0 | 2080 | $35,290 | $0 | $35,290 |
| Other | ---- | Other | 01/01/20xx | | | | | | | $710 | $0 | $710 |
| TOTAL - 51100 SALARY-NON-BARGAINING (RND) | | | | | | | | | | $36,000 | $0 | **$36,000** |
| TOTAL - 1810 Municipal Court/Probation Department | | | | | | | | | | $36,000 | $0 | $36,000 |
| *LESS: Amount to Balance to Grant Funding for Grant Period.* | | | | | | | | *Amount Allocated to 275 Prob.Off.Serv.Fd.->* | | $0 | $0 | $0 |
| NET - TOTAL - 51100 SALARY-NON-BARGAINING (RND) (277 FUND) | | | | | | | | *Net Amount Allocated to 277 Prob.Off.Grant Fd.->* | | $36,000 | $0 | $36,000 |
| ***PROBATION OFFICER GRANT FOR PERIOD APPROVED AT $49,290*** | | | | | | | | | | | | |
| ALLOCATION (PERIOD 01/01/20xx TO 06/30/20xx)-20xx State Fiscal Year | | | | | | | | | | $18,000 | $0 | **$18,000** |
| ALLOCATION (PERIOD 07/01/20xx TO 12/31/20xx)-20xx State Fiscal Year | | | | | | | | | | $18,000 | $0 | **$18,000** |
| **277 PROBATION OFFICER GRANT FUND (State Grant Funded through the Supreme Court - *(1,2)*)** | | | | | | | | | | | | |
| **1800 MUNICIPAL COURT/JUDICIAL - Continued** | | | | | | | | | | | | |
| NOTES: (1) Grant Terminates 06/30/20xx, and is subject to Annual Renewal; Budget Assumes Renewal and lists 100% of Yearly Need. | | | | | | | | | | | | |
| (2) Pay Scale set at direction of Municipal Court Judge. Net difference of Expense to Grant Funds allocated to 275 Fund in Hospitalization Costs. | | | | | | | | | | | | |
| TOTAL 277 PROBATION OFFICER GRANT FUND | | | | | | | | | | $36,000 | $0 | **$36,000** |
| ***LESS: OTHER FUNDS to Balance 277 PROBATION OFFICER GRANT FUND TOTALS*** | | | | | | | | | | | | |
| 275 PROBATION OFFICER SERVICE FUND | | | | | | | | | | $0 | $0 | $0 |
| NET TOTAL TO - 277 PROBATION OFFICER GRANT FUND | | | | | | | | | | $36,000 | $0 | **$36,000** |
| | | | | | | | | | | | *Verification Totals->* | ***$36,000*** |
| **287 PROBATION IMPROVEMENT & INCENTIVE GRANT FUND (State Grant through Department of Rehabilitation and Correction), (NEW FUND in 2015) *(1)*** | | | | | | | | | | | | |
| **1810 MUNICIPAL COURT/PROBATION DEPARTMENT** | | | | | | | | | | | | |
| 51100 SALARY-NON-BARGAINING (Salary and Wages Set by City Council) | | | | | | | *(2)* | | | *(3)* | | |
| BAILIFF (PPT) | (4) | 801 SCHULTHEIS, KEVIN L. | 04/07/2014 | 2014 | 3 | Grant | $15.0000 | $0 | 436.5 | $6,550 | $0 | $6,550 |
| Other | | ---- Other | 01/01/20xx | | | | | | | $0 | $0 | $0 |
| TOTAL - 51100 SALARY-NON-BARGAINING (RND) | | | | | | | | | | $6,550 | $0 | **$6,550** |
| TOTAL - 1810 Municipal Court/Probation Department | | | | | | | | | | $6,550 | $0 | $6,550 |
| NOTES: (1) Grant Period is from July 1, 2015 to June 30, 2017, and may not extend beyond this date. | | | | | | | | | | | | |
| (2) Pay Scale set in Grant Application. | | | | | | | | | | | | |
| (3) Reflects projected balance remaining for Budget Salary as presented in Grant Application. | | | | | | | | | | | | |



SPECIAL NOTE: Amounts listed herein are for Budget Purposes Only! Actual Wages and Benefits Paid are subject to Contracts, Ordinances, City Policies and City Council Approval.

| (A) | (B) | (C) | (M) | (N) | (O) | (P) | (Q) | (R) | (S) | (T) | (U) | (V) | (W) | (X) |
|---|---|---|---|---|---|---|---|---|---|---|---|---|---|---|
| *REVISED AS OF 02-01-2017* | | | TOTAL | 51500 & 51560 | 51530 & 51540 | 51600 | 51700 | 51710 HEALTH (Net City $-RND) | | | City Sh.PPO 0% | 51750 | | TOTAL |
| EMPLOYEE | EMP | EMPLOYEE | ANNUAL | PERS/ or | POLICE PEN. | WORKERS | MEDICARE | Plan Type | PPO (P) | HSA (H) | $0 | An.LIFE | TOTAL | SALARY & |
| POSITION / TITLE | NO. | NAME | SALARY | *SOC.SEC.* | *FIRE PEN.* | COMP. (Est.) | HD>04/01/86 | S-Single | $6,170 | $6,580 | $0 | INS. | BENEFITS | BENEFITS |
| *(NOTE: 26 Pays Budgeted in 2017; TOTALS Rounded "RND" to Nearest $1* | | | | 14.00% | 19.50% | 3.00% | 1.45% | EC-Em/Ch | $11,110 | $11,680 | City Sh.HSA-100% | $50 | <-Life Ins.-AFSCME & Fire | |
| *( Increases based on Contracts, AFSCME 2.0%, Police 1Yr Ext. @ 2.* | | | | *6.20%* | *24.00%* | | 4/1/1986 | ES-Em/Sp | $12,350 | $12,750 | $1,200 | $70 | <-Life Ins.-Police & NB | |
| *( Inc.Pending Contract Approval, Fire 2.5% 1Yr Ext, NB & App. Auth.* | | | K + L | M x N% | M x O% | M x P% | M x Q% | F-Family | $18,520 | $18,130 | $2,000 | | N+O+P+Q+U+V | M + W |
| **220 RECREATION FUND** | | | | | | | | | | | | | | |
| **4400 RECREATION/PARKS & PLAYGROUNDS-Continued** | | | | | | | | | | | | | | |
| 51191 SALARY-SEASONAL-OVERTIME | | | | | | | | | | | | | | |
| PROJECTED OVERTIME ($) | | | $500 | $70 | | $20 | $10 | | | | | | $100 | $600 |
| **TOTAL - 51191 SALARY-SEASONAL-OT (RND)** | | | **$500** | $70 | $0 | $20 | $10 | | | | $0 | $0 | $100 | $600 |
| **TOTAL - 4400 Recreation/Parks & Playgrounds** | | | $169,420 | **$23,720** | **$0** | **$5,090** | **$2,470** | | | | **$40,740** | **$150** | **$72,170** | **$241,590** |
| | | | | | | | | | *TOTAL FOR FUND* | | | | | |
| **TOTAL 220 RECREATION FUND** | | | **$403,550** | **$56,500** | **$0** | **$12,120** | **$5,860** | 0 | *<P-Single-H>* | 0 | $71,610 | $290 | **$146,380** | **$549,930** |
| | | | | | | | | 2 | *<P-Em/Ch-H>* | 0 | | | | |
| | | | *$403,550* | | | | | 1 | *<P-Em/Sp-H>* | 0 | | | *$146,380* | *$549,930* |
| | | | | | | | | 2 | *<P-Family-H>* | 0 | | | | |
| **277 PROBATION OFFICER GRANT FUND (State Grant through Supreme** | | | | | | | | | | | | | | |
| **1810 MUNICIPAL COURT/PROBATION DEPARTMENT** | | | | | | | | TYPE | PLAN $ | PD.DED.$ | 51710 | | | |
| 51100 SALARY-NON-BARGAINING (Salary and Wages Set by City Council) | | | | | | | | | | | (S + T) | | | |
| PROBATION OFFICER | 258 | BOGERT, JR., ROBERT L | $35,290 | $4,940 | | $1,060 | $510 | ES | $12,350 | $0 | $12,350 | $70 | $18,930 | $54,220 |
| Other | ---- | Other | $710 | $100 | | $20 | $10 | | | | | | $130 | $840 |
| | | | | | | | | 0 | *<P-Single-H>* | 0 | | | | |
| **TOTAL - 51100 SALARY-NON-BARGAINING (RND)** | | | **$36,000** | $5,040 | $0 | $1,080 | $520 | 0 | *<P-Em/Ch-H>* | 0 | $12,350 | $70 | $19,060 | $55,060 |
| | | | | | | | | 1 | *<P-Em/Sp-H>* | 0 | | | | |
| **TOTAL - 1810 Municipal Court/Probation Department** | | | $36,000 | **$5,040** | **$0** | **$1,080** | **$520** | 0 | *<P-Family-H>* | 0 | **$12,350** | **$70** | $19,060 | $55,060 |
| ***LESS: Amount to Balance to Grant Funding for Grant Period.*** | | | $0 | $0 | | $0 | $0 | | | | -$5,770 | $0 | -$5,770 | -$5,770 |
| **NET - TOTAL - 51100 SALARY-NON-BARGAINING (RND) (277 FUND)** | | | $36,000 | $5,040 | $0 | $1,080 | $520 | | | | **$6,580** | **$70** | $13,290 | $49,290 |
| ***PROBATION OFFICER GRANT FOR PERIOD APPROVED AT $49,290*** | | | | | | | | | | | | | | |
| **ALLOCATION (PERIOD 01/01/20xx TO 06/30/20xx)-20xx State Fiscal Yea** | | | **$18,000** | **$2,520** | **$0** | **$1,080** | **$260** | | | | **$3,290** | **$40** | $7,190 | $25,190 |
| **ALLOCATION (PERIOD 07/01/20xx TO 12/31/20xx)-20xx State Fiscal Yea** | | | **$18,000** | **$2,520** | **$0** | **$0** | **$260** | | | | **$3,290** | **$30** | $6,100 | $24,100 |
| **277 PROBATION OFFICER GRANT FUND (State Grant Funded through t** | | | | | | | | | | | | | | |
| **1800 MUNICIPAL COURT/JUDICIAL - Continued** | | | | | | | | | | | | | | |
| **NOTES: (1) Grant Terminates 06/30/20xx, and is subject to Annual Rene** | | | | | | | | | | | | | | |
| **(2) Pay Scale set at direction of Municipal Court Judge. Net di** | | | | | | | | | | | | | | |
| | | | | | | | | | *TOTAL FOR FUND* | | | | | |
| **TOTAL 277 PROBATION OFFICER GRANT FUND** | | | **$36,000** | $5,040 | $0 | $1,080 | $520 | 0 | *<P-Single-H>* | 0 | $12,350 | $70 | $19,060 | $55,060 |
| ***LESS: OTHER FUNDS to Balance 277 PROBATION OFFICER GRANT FU*** | | | | | | | | 0 | *<P-Em/Ch-H>* | 0 | | | | |
| **275 PROBATION OFFICER SERVICE FUND** | | | $0 | $0 | $0 | $0 | $0 | 1 | *<P-Em/Sp-H>* | 0 | **$5,770** | $0 | $5,770 | $5,770 |
| | | | | | | | | 0 | *<P-Family-H>* | 0 | | | | |
| **NET TOTAL TO - 277 PROBATION OFFICER GRANT FUND** | | | **$36,000** | **$5,040** | **$0** | **$1,080** | **$520** | | | | **$6,580** | **$70** | **$13,290** | **$49,290** |
| | | | *$36,000* | | | | | | | | | | *$13,290* | *$49,290* |
| **287 PROBATION IMPROVEMENT & INCENTIVE GRANT FUND (State Gra** | | | | | | | | | | | | | | |
| **1810 MUNICIPAL COURT/PROBATION DEPARTMENT** | | | | | | | | TYPE | PLAN $ | PD.DED.$ | 51710 | | | |
| 51100 SALARY-NON-BARGAINING (Salary and Wages Set by City Council) | | | | | | | | | | | (S + T) | | | |
| BAILIFF (PPT) | (4) | 801 SCHULTHEIS, KEVIN L. | $6,550 | $920 | | $200 | *$70* | | $0 | $0 | $0 | $0 | $1,190 | $7,740 |
| Other | | ---- Other | $0 | $0 | | $0 | $0 | | | | | | $0 | $0 |
| | | | | | | | | 0 | *<P-Single-H>* | 0 | | | | |
| **TOTAL - 51100 SALARY-NON-BARGAINING (RND)** | | | **$6,550** | $920 | $0 | $200 | $70 | 0 | *<P-Em/Ch-H>* | 0 | $0 | $0 | $1,190 | $7,740 |
| | | | | | | | | 0 | *<P-Em/Sp-H>* | 0 | | | | |
| **TOTAL - 1810 Municipal Court/Probation Department** | | | $6,550 | **$920** | **$0** | **$200** | **$70** | 0 | *<P-Family-H>* | 0 | **$0** | **$0** | **$1,190** | **$7,740** |
| **NOTES: (1) Grant Period is from July 1, 2015 to June 30, 2017, and may** | | | | | | | | | | | | | | |
| **(2) Pay Scale set in Grant Application.** | | | | | | | | | | | | | | |
| **(3) Reflects projected balance remaining for Budget Salary as** | | | | | | | | | | | | | | |





SPECIAL NOTE: Amounts listed herein are for Budget Purposes Only! Actual Wages and Benefits Paid are subject to Contracts, Ordinances, City Policies and City Council Approval.

| (A) REVISED AS OF 02-01-2017 EMPLOYEE POSITION / TITLE | (B) EMP NO. | (C) EMPLOYEE NAME | (D) ORIGINAL HIRE DATE | (E) YEAR OF ORIGINAL ELTN/HIRE Current Budget Year 2017 | (F) CONTIN. YEARS IN SERVICE | (G) ORD./ SCALE/ STEP | (H) BASE RATE/ HOUR | (I) LONGEVITY & OTHER BONUS PAYS | (J) BASE ANNUAL HOURS 26 BI-WKL PAYS IN 2017 | (K) BASE ANNUAL SALARY H x J | (L) BASE LNGVTY./ & BONUS PER YEAR I | (M) TOTAL ANNUAL SALARY K + L |
|---|---|---|---|---|---|---|---|---|---|---|---|---|
| (NOTE: 26 Pays Budgeted in 2017; TOTALS Rounded "RND" to Nearest $10.) | | | | | | | | | | | | |
| ( Increases based on Contracts, AFSCME 2.0%, Police 1Yr Ext. @ 2.5%) | | | | | | | | | | | | |
| ( Inc.Pending Contract Approval, Fire 2.5% 1Yr Ext, NB & App. Auth., +2.0%.) | | | | | | | | | | | | |
| NET TOTAL TO - 287 PROBATION IMPROVEMENT & INCENTIVE GRANT FUND | | | | | | | | | | $6,550 | $0 | **$6,550** |
| | | | | | | | | | | | *Verification Total->* | ***$6,550*** |
| **500 ELECTRIC OPERATING REVENUE FUND** | | | | | | | | | | | | |
| **6110 ELECTRIC/OPERATIONS, DISTRIBUTION SYSTEM** | | | | | | | | | | | | |
| 51100 SALARY-NON-BARGAINING (Salary and Wages Set by City Council) | | | | | | | | | | | | |
| ELEC. DIST. SUPINT | 23 | CLAPP, DENNIS P. | 09/23/1991 | 1991 | 26 | Ord.068-15 | $37.1868 | $0 | 2080 | $77,350 | $0 | $77,350 |
| ELEC. CONS. MAIN INSPECTOR | 63 | KUHLMAN, GREGORY J. | 07/22/1983 | 1983 | 34 | Ord.068-15 | $32.6700 | $3,946 | 2080 | $67,950 | $3,950 | $71,900 |
| DIST.SERVICE SUPV. | 31 | DIETRICH, MICHAEL T. | 01/28/1991 | 1991 | 26 | Ord.068-15 | $32.6700 | $3,420 | 2080 | $67,950 | $3,420 | $71,370 |
| COUNCIL REP. TO AMP *(1)* | 261 | BISHER, JON A. | 12/05/2016 | 2016 | 1 | | $1.0000 | $0 | 0 | $0 | $0 | $0 |
| *SEN.SERV.BLDG.SECRETARY* | *71* | *MCCARTHY, KAREN L.* | *10/31/1988* | *1988* | *29* | *Ord.068-15* | *$18.7200* | *$2,170* | *2080* | *$38,940* | *$2,170* | *$41,110* |
| ALLOCATION of SERV.BLDG.SEC. (60% TO 500.6110.51100) --> | | | **60.00%** | | | | | | | $23,360 | $1,300 | $24,660 |
| (Overall Allocation 200.5100 (5%), 500.6110 (60%), 510.6210 (15%), 520.6310 (15%), and 560.6400 (5%)) | | | | | | | | | | | | |
| Other | ---- | Other | 01/01/20xx | | | | | | | $4,740 | $0 | $4,740 |
| **TOTAL - 51100 SALARY-NON-BARGAINING (RND)** | | | | | | | | | | $241,350 | $8,670 | **$250,020** |
| **NOTES: (1) New Position of "Council Representative to AMP" created in 2016 is listed in 500 Electric Fund.** | | | | | | | | | | | | |
| 51101 SALARY-NON-BARGAINING-OVERTIME | | | | | | | | | | | | |
| PROJECTED OVERTIME ($) | | | 01/01/20xx | | | | | | | $15,000 | $0 | $15,000 |
| **TOTAL - 51101 SALARY-NON-BARGAINING-OT (RND)** | | | | | | | | | | $15,000 | $0 | **$15,000** |
| 51200 SALARY-AFSCME (Wages Set By Contract, 2.0% for 2017, 2.0% for 2018 and 1.0% for 2019) | | | | | | | | | | | | |
| LEAD LINEMAN | 30 | DENNIE, THOMAS L. | 07/14/1989 | 1989 | 28 | 568-D | $31.2600 | $4,118 | 2080 | $65,020 | $4,120 | $69,140 |
| LEAD LINEMAN | 41 | FETHER, JEFFREY T. | 06/05/1995 | 1995 | 22 | 568-D | $31.2600 | $4,118 | 2080 | $65,020 | $4,120 | $69,140 |
| LINEMAN 1st CLASS | 751 | GUSTWILLER, JEREMY L. | 04/16/2012 | 2012 | 5 | 565-D | $27.3500 | $0 | 2080 | $56,890 | $0 | $56,890 |
| LINEMAN 1st CLASS | 97 | LATHER, DAVID A. | 08/07/1995 | 1995 | 22 | 565-D | $27.3500 | $3,605 | 2080 | $56,890 | $3,610 | $60,500 |
| LINEMAN 1st CLASS | 752 | PAHL, RYAN P. | 04/16/2012 | 2012 | 5 | 565-D | $27.3500 | $0 | 2080 | $56,890 | $0 | $56,890 |
| LINEMAN 1st CLASS | 748 | GOMEZ, JOSE O. | 02/20/2012 | 2012 | 5 | 560-D | $25.4900 | $0 | 2080 | $53,020 | $0 | $53,020 |
| SUBSTATION MNT.SPCLST. | 306 | WACHTMAN, TODD R. | 09/07/2001 | 2001 | 16 | D | $31.2600 | $2,880 | 2080 | $65,020 | $2,880 | $67,900 |
| SUBSTATION TECHNICIAN | 376 | HOGREFE, NIKK K. | 02/20/2002 | 2002 | 15 | D | $27.3600 | $2,525 | 2080 | $56,910 | $2,530 | $59,440 |
| ELECTRIC SERVICE WORKER | 641 | DRUHOT, SHAWN T. | 12/10/2007 | 2007 | 10 | 544-D | $19.4200 | $1,035 | 2080 | $40,390 | $1,040 | $41,430 |
| LEAD LINE CLEARANCE WRKR. | 296 | HOWE, JAMES R. | 04/05/1999 | 1999 | 18 | 547-D | $22.9900 | $2,267 | 2080 | $47,820 | $2,270 | $50,090 |
| LINE CLEARANCE WORKER | 691 | COURTNEY, JERRY | 09/29/2014 | 2014 | 3 | D | $15.1600 | $0 | 2080 | $31,530 | $0 | $31,530 |
| STAND-BY PAY | | AFSCME-ELECTRIC | 01/01/20xx | | | Averaged Rate-> | $26.0227 | | 832 | $21,650 | $0 | $21,650 |
| Other | ---- | Other | 01/01/20xx | | | | | | | $12,350 | $0 | $12,350 |
| **TOTAL - 51200 SALARY-AFSCME (RND)** | | | | | | | | | | $629,400 | $20,570 | **$649,970** |
| 51201 SALARY-AFSCME-OVERTIME | | | | | | | | | | | | |
| PROJECTED OVERTIME ($) | | | 01/01/20xx | | | | | | | $25,000 | $0 | $25,000 |
| **TOTAL - 51201 SALARY-AFSCME-OT (RND)** | | | | | | | | | | $25,000 | $0 | **$25,000** |
| **TOTAL - 6110 Electric Operations & Distribution** | | | | | | | | | | $910,750 | $29,240 | $939,990 |



SPECIAL NOTE: Amounts listed herein are for Budget Purposes Only! Actual Wages and Benefits Paid are subject to Contracts, Ordinances, City Policies and City Council Approval.

| (A) | (B) | (C) | (M) | (N) | (O) | (P) | (Q) | (R) | (S) | (T) | (U) | (V) | (W) | (X) |
|---|---|---|---|---|---|---|---|---|---|---|---|---|---|---|
| *REVISED AS OF 02-01-2017* | | | TOTAL | 51500 & 51560 | 51530 & 51540 | 51600 | 51700 | 51710 HEALTH (Net City $-RND) | | | City Sh.PPO 0% | 51750 | | TOTAL |
| EMPLOYEE | EMP | EMPLOYEE | ANNUAL | PERS/ or | POLICE PEN. | WORKERS | MEDICARE | Plan Type | PPO (P) | HSA (H) | $0 | An.LIFE | TOTAL | SALARY & |
| POSITION / TITLE | NO. | NAME | SALARY | *SOC.SEC.* | *FIRE PEN.* | COMP. (Est.) | HD>04/01/86 | S-Single | $6,170 | $6,580 | $0 | INS. | BENEFITS | BENEFITS |
| *(NOTE: 26 Pays Budgeted in 2017; TOTALS Rounded "RND" to Nearest $1* | | | | 14.00% | 19.50% | 3.00% | 1.45% | EC-Em/Ch | $11,110 | $11,680 | City Sh.HSA-100% | $50 | <-Life Ins.-AFSCME & Fire | |
| *( Increases based on Contracts, AFSCME 2.0%, Police 1Yr Ext. @ 2.* | | | | *6.20%* | *24.00%* | | 4/1/1986 | ES-Em/Sp | $12,350 | $12,750 | $1,200 | $70 | <-Life Ins.-Police & NB | |
| *( Inc.Pending Contract Approval, Fire 2.5% 1Yr Ext, NB & App. Auth.* | | | K + L | M x N% | M x O% | M x P% | M x Q% | F-Family | $18,520 | $18,130 | $2,000 | | N+O+P+Q+U+V | M + W |
| | | | | | | | | | | *TOTAL FOR FUND* | | | | |
| | | | | | | | | 0 | *<P-Single-H>* | 0 | | | | |
| NET TOTAL TO - 287 PROBATION IMPROVEMENT & INCENTIVE GRANT | | | $6,550 | $920 | $0 | $200 | $70 | 0 | *<P-Em/Ch-H>* | 0 | $0 | $0 | $1,190 | $7,740 |
| | | | | | | | | 0 | *<P-Em/Sp-H>* | 0 | | | | |
| | | | *$6,550* | | | | | 0 | *<P-Family-H>* | 0 | | | *$1,190* | *$7,740* |
| 500 ELECTRIC OPERATING REVENUE FUND | | | | | | | | | | | | | | |
| 6110 ELECTRIC/OPERATIONS, DISTRIBUTION SYSTEM | | | | | | | | TYPE | PLAN $ | PD.DED.$ | 51710 | | | |
| 51100 SALARY-NON-BARGAINING (Salary and Wages Set by City Council) | | | | | | | | | | | (S + T) | | | |
| ELEC. DIST. SUPINT | 23 | CLAPP, DENNIS P. | $77,350 | $10,830 | | $2,320 | $1,120 | ES | $12,350 | $0 | $12,350 | $70 | $26,690 | $104,040 |
| ELEC. CONS. MAIN INSPECTOR | 63 | KUHLMAN, GREGORY J. | $71,900 | $10,070 | | $2,160 | $0 | F | $18,520 | $0 | $18,520 | $70 | $30,820 | $102,720 |
| DIST.SERVICE SUPV. | 31 | DIETRICH, MICHAEL T. | $71,370 | $9,990 | | $2,140 | $1,030 | F | $18,520 | $0 | $18,520 | $70 | $31,750 | $103,120 |
| COUNCIL REP. TO AMP *(1)* | 261 | BISHER, JON A. | $0 | $0 | | $0 | $0 | | $0 | $0 | $0 | $0 | $0 | $0 |
| *SEN.SERV.BLDG.SECRETARY* | *71* | *MCCARTHY, KAREN L.* | *$41,110* | *$5,760* | | *$1,230* | *$600* | *ES* | *$12,350* | *$0* | *$12,350* | *$70* | *$20,010* | *$61,120* |
| ALLOCATION of SERV.BLDG.SEC. (60% TO 500.6110.51100) --> | | | $24,660 | $3,460 | | $740 | $360 | ES (*) | $7,410 | $0 | $7,410 | $40 | $12,010 | $36,670 |
| (Overall Allocation 200.5100 (5%), 500.6110 (60%), 510.6210 (15%), 520.63 | | | | | | | | | | | | | | |
| Other | ---- | Other | $4,740 | $660 | | $140 | $70 | | | | | | $870 | $5,610 |
| | | | | | | | | 0 | *<P-Single-H>* | 0 | | | | |
| TOTAL - 51100 SALARY-NON-BARGAINING (RND) | | | $250,020 | $35,010 | $0 | $7,500 | $2,580 | 0 | *<P-Em/Ch-H>* | 0 | $56,800 | $250 | $102,140 | $352,160 |
| NOTES: (1) New Position of "Council Representative to AMP" created ir | | | | | | | | 1 | *<P-Em/Sp-H>* | 0 | | | | |
| | | | | | | | | 2 | *<P-Family-H>* | 0 | | | | |
| 51101 SALARY-NON-BARGAINING-OVERTIME | | | | | | | | *(*) Excluded in Totals, Prevously Counted.* | | | | | | |
| PROJECTED OVERTIME ($) | | | $15,000 | $2,100 | | $450 | $220 | | | | | | $2,770 | $17,770 |
| TOTAL - 51101 SALARY-NON-BARGAINING-OT (RND) | | | $15,000 | $2,100 | $0 | $450 | $220 | | | | $0 | $0 | $2,770 | $17,770 |
| | | | | | | | | TYPE | PLAN $ | PD.DED.$ | 51710 | | | |
| 51200 SALARY-AFSCME (Wages Set By Contract, 2.0% for 2017, 2.0% for | | | | | | | | | | | (S + T) | | | |
| LEAD LINEMAN | 30 | DENNIE, THOMAS L. | $69,140 | $9,680 | | $2,070 | $1,000 | ES | $12,350 | $0 | $12,350 | $50 | $25,150 | $94,290 |
| LEAD LINEMAN | 41 | FETHER, JEFFREY T. | $69,140 | $9,680 | | $2,070 | $1,000 | EC | $11,110 | $0 | $11,110 | $50 | $23,910 | $93,050 |
| LINEMAN 1st CLASS | 751 | GUSTWILLER, JEREMY L. | $56,890 | $7,960 | | $1,710 | $820 | F | $18,520 | $0 | $18,520 | $50 | $29,060 | $85,950 |
| LINEMAN 1st CLASS | 97 | LATHER, DAVID A. | $60,500 | $8,470 | | $1,820 | $880 | EC | $11,110 | $0 | $11,110 | $50 | $22,330 | $82,830 |
| LINEMAN 1st CLASS | 752 | PAHL, RYAN P. | $56,890 | $7,960 | | $1,710 | $820 | S | $6,170 | $0 | $6,170 | $50 | $16,710 | $73,600 |
| LINEMAN 1st CLASS | 748 | GOMEZ, JOSE O. | $53,020 | $7,420 | | $1,590 | $770 | EC | $11,110 | $0 | $11,110 | $50 | $20,940 | $73,960 |
| SUBSTATION MNT.SPCLST. | 306 | WACHTMAN, TODD R. | $67,900 | $9,510 | | $2,040 | $980 | F | $18,520 | $0 | $18,520 | $50 | $31,100 | $99,000 |
| SUBSTATION TECHNICIAN | 376 | HOGREFE, NIKK K. | $59,440 | $8,320 | | $1,780 | $860 | F | $18,520 | $0 | $18,520 | $50 | $29,530 | $88,970 |
| ELECTRIC SERVICE WORKER | 641 | DRUHOT, SHAWN T. | $41,430 | $5,800 | | $1,240 | $600 | F | $18,520 | $0 | $18,520 | $50 | $26,210 | $67,640 |
| LEAD LINE CLEARANCE WRKR. | 296 | HOWE, JAMES R. | $50,090 | $7,010 | | $1,500 | $730 | ES | $12,350 | $0 | $12,350 | $50 | $21,640 | $71,730 |
| LINE CLEARANCE WORKER | 691 | COURTNEY, JERRY | $31,530 | $4,410 | | $950 | $460 | ES | $12,350 | $0 | $12,350 | $50 | $18,220 | $49,750 |
| STAND-BY PAY | | AFSCME-ELECTRIC | $21,650 | $3,030 | | $650 | $310 | | | | | | $3,990 | $25,640 |
| Other | ---- | Other | $12,350 | $1,730 | | $370 | $180 | | | | | | $2,280 | $14,630 |
| | | | | | | | | 1 | *<P-Single-H>* | 0 | | | | |
| TOTAL - 51200 SALARY-AFSCME (RND) | | | $649,970 | $90,980 | $0 | $19,500 | $9,410 | 3 | *<P-Em/Ch-H>* | 0 | $150,630 | $550 | $271,070 | $921,040 |
| | | | | | | | | 3 | *<P-Em/Sp-H>* | 0 | | | | |
| | | | | | | | | 4 | *<P-Family-H>* | 0 | | | | |
| 51201 SALARY-AFSCME-OVERTIME | | | | | | | | | | | | | | |
| PROJECTED OVERTIME ($) | | | $25,000 | $3,500 | | $750 | $360 | | | | | | $4,610 | $29,610 |
| TOTAL - 51201 SALARY-AFSCME-OT (RND) | | | $25,000 | $3,500 | $0 | $750 | $360 | | | | $0 | $0 | $4,610 | $29,610 |
| TOTAL - 6110 Electric Operations & Distribution | | | $939,990 | $131,590 | $0 | $28,200 | $12,570 | | | | $207,430 | $800 | $380,590 | $1,320,580 |



SPECIAL NOTE: Amounts listed herein are for Budget Purposes Only! Actual Wages and Benefits Paid are subject to Contracts, Ordinances, City Policies and City Council Approval.

| (A) REVISED AS OF 02-01-2017 EMPLOYEE POSITION / TITLE | (B) EMP NO. | (C) EMPLOYEE NAME | (D) ORIGINAL HIRE DATE | (E) YEAR OF ORIGINAL ELTN/HIRE | (F) CONTIN. YEARS IN SERVICE | (G) ORD./ SCALE/ STEP | (H) BASE RATE/ HOUR | (I) LONGEVITY & OTHER BONUS PAYS | (J) BASE ANNUAL HOURS | (K) BASE ANNUAL SALARY | (L) BASE LNGVTY./ & BONUS PER YEAR | (M) TOTAL ANNUAL SALARY |
|---|---|---|---|---|---|---|---|---|---|---|---|---|
| (NOTE: 26 Pays Budgeted in 2017; TOTALS Rounded "RND" to Nearest $10.) | | | | Current | | | | | 26 BI-WKL | | | |
| ( Increases based on Contracts, AFSCME 2.0%, Police 1Yr Ext. @ 2.5%) | | | | Budget Year | | | | | PAYS IN | | | |
| ( Inc.Pending Contract Approval, Fire 2.5% 1Yr Ext, NB & App. Auth., +2.0%.) | | | | 2017 | | | | | 2017 | H x J | I | K + L |
| **500 ELECTRIC OPERATING REVENUE FUND** | | | | | | | | | | | | |
| **6110 ELECTRIC/OPERATIONS, DISTRIBUTION SYSTEM - Continued** | | | | | | | | | | | | |
| **TOTAL 500 ELECTRIC OPERATING REVENUE FUND** | | | | | | | | | | $910,750 | $29,240 | **$939,990** |
| | | | | | | | | | | ========= | ========= | ========= |
| | | | | | | | | | | | *Verification Total->* | ***$939,990*** |
| **510 WATER REVENUE FUND** | | | | | | | | | | | | |
| **6200 WATER/TREATMENT PLANT OPERATIONS** | | | | | | | | | | | | |
| 51100 SALARY-NON-BARGAINING (Salary and Wages Set by City Council) | | | | | | | | | | | | |
| WTP SUPERINTENDENT *(1)* | 55 | HOOVER, SCOTT L. | 09/02/1986 | 1986 | 31 | Ord.068-15 | $35.8380 | $0 | 2080 | $74,540 | $0 | $74,540 |
| *Potential Retirement 12/17/2017* | | *Projected Retirement Payout* | | | | | | | | $23,290 | $0 | $23,290 |
| PROJECT ENG.-PT-TEMP *(2)* | 661 | MEYER, BRADLEY L. | 08/19/2008 | 2008 | 9 | Ord.068-15 | $39.8100 | $0 | 1508 | $60,030 | $0 | $60,030 |
| WTP CHIEF OPERATOR | 772 | WEIS, JEFFREY | 10/22/2012 | 2012 | 5 | Ord.068-15 | $28.3800 | $0 | 2080 | $59,030 | $0 | $59,030 |
| STAND-BY PAY | | WTP CHIEF OPERATOR | 01/01/20xx | | | Averaged Rate-> | $28.3800 | | 228 | $6,470 | $0 | $6,470 |
| Other | ---- | Other | 01/01/20xx | | | | | | | $4,000 | $0 | $4,000 |
| **TOTAL - 51100 SALARY-NON-BARGAINING (RND)** | | | | | | | | | | $227,360 | $0 | **$227,360** |
| **NOTES: (1) WTP Superintendent projected to Retire by 12/31/2017, payout included in buget totals.** | | | | | | | | | | | | |
| **(2) Cost of Project Engineer on Water Plant Rehab. Moved from 100-1700 to 510-6200, for the duration of the project.** | | | | | | | | | | | | |
| 51101 SALARY-NON-BARGAINING-OVERTIME | | | | | | | | | | | | |
| PROJECTED OVERTIME ($) | | | 01/01/20xx | | | | | | | $2,500 | $0 | $2,500 |
| **TOTAL - 51101 SALARY-NON-BARGAINING-OT (RND)** | | | | | | | | | | $2,500 | $0 | **$2,500** |
| 51190 SALARY-SEASONAL | | | | | | | | | | | | |
| SEASON LABOR | ---- | BUDGETED TOTAL $ | 01/01/20xx | | | | | | | $0 | $0 | $0 |
| **TOTAL - 51190 SALARY-SEASONAL (RND)** | | | | | | | | | | $0 | $0 | **$0** |
| 51200 SALARY-AFSCME (Wages Set By Contract, 2.0% for 2017, 2.0% for 2018 and 1.0% for 2019) | | | | | | | | | | | | |
| WTP OPERATOR III | 234 | HEINRICHS, GREGORY G. | 03/03/1997 | 1997 | 20 | 455-D | $25.7500 | $2,862 | 2080 | $53,560 | $2,860 | $56,420 |
| WTP OPERATOR II | 874 | STEWART, AARON L. | 05/31/2016 | 2016 | 1 | 470-B | $19.1400 | $0 | 2080 | $39,810 | $0 | $39,810 |
| WTP OPERATOR I | 825 | GRIFFITH, KENNETH J. | 03/09/2015 | 2015 | 2 | 450-A | $17.8400 | $0 | 2080 | $37,110 | $0 | $37,110 |
| WTP OPERATOR I | 602 | KUPERSMITH, JASON M. | 06/12/2006 | 2006 | 11 | 450-A | $17.8400 | $1,016 | 2080 | $37,110 | $1,020 | $38,130 |
| STAND-BY PAY | | AFSCME-SERVICE | 01/01/20xx | | | Averaged Rate-> | $20.1425 | | 832 | $16,760 | $0 | $16,760 |
| Other | ---- | Other | 01/01/20xx | | | | | | | $3,680 | $0 | $3,680 |
| **TOTAL - 51200 SALARY-AFSCME (RND)** | | | | | | | | | | $188,030 | $3,880 | **$191,910** |
| 51201 SALARY-AFSCME-OVERTIME | | | | | | | | | | | | |
| PROJECTED OVERTIME ($) | | | 01/01/20xx | | | | | | | $5,000 | $0 | $5,000 |
| **TOTAL - 51201 SALARY-AFSCME-OT (RND)** | | | | | | | | | | $5,000 | $0 | **$5,000** |
| **TOTAL - 6200 Water/Treatment Plant Operations** | | | | | | | | | | $422,890 | $3,880 | $426,770 |



SPECIAL NOTE: Amounts listed herein are for Budget Purposes Only! Actual Wages and Benefits Paid are subject to Contracts, Ordinances, City Policies and City Council Approval.

| (A) | (B) | (C) | (M) | (N) | (O) | (P) | (Q) | (R) | (S) | (T) | (U) | (V) | (W) | (X) |
|---|---|---|---|---|---|---|---|---|---|---|---|---|---|---|
| *REVISED AS OF 02-01-2017* | | | TOTAL | 51500 & 51560 | 51530 & 51540 | 51600 | 51700 | 51710 HEALTH (Net City $-RND) | | | City Sh.PPO 0% | 51750 | | TOTAL |
| EMPLOYEE | EMP | EMPLOYEE | ANNUAL | PERS/ or | POLICE PEN. | WORKERS | MEDICARE | Plan Type | PPO (P) | HSA (H) | $0 | An.LIFE | TOTAL | SALARY & |
| POSITION / TITLE | NO. | NAME | SALARY | *SOC.SEC.* | *FIRE PEN.* | COMP. (Est.) | HD>04/01/86 | S-Single | $6,170 | $6,580 | $0 | INS. | BENEFITS | BENEFITS |
| *(NOTE: 26 Pays Budgeted in 2017; TOTALS Rounded "RND" to Nearest $1* | | | | 14.00% | 19.50% | 3.00% | 1.45% | EC-Em/Ch | $11,110 | $11,680 | City Sh.HSA-100% | $50 | <-Life Ins.-AFSCME & Fire | |
| *( Increases based on Contracts, AFSCME 2.0%, Police 1Yr Ext. @ 2.* | | | | *6.20%* | *24.00%* | | 4/1/1986 | ES-Em/Sp | $12,350 | $12,750 | $1,200 | $70 | <-Life Ins.-Police & NB | |
| *( Inc.Pending Contract Approval, Fire 2.5% 1Yr Ext, NB & App. Auth.* | | | K + L | M x N% | M x O% | M x P% | M x Q% | F-Family | $18,520 | $18,130 | $2,000 | | N+O+P+Q+U+V | M + W |
| **500 ELECTRIC OPERATING REVENUE FUND** | | | | | | | | | | | | | | |
| **6110 ELECTRIC/OPERATIONS, DISTRIBUTION SYSTEM - Continued** | | | | | | | | | | | | | | |
| TOTAL 500 ELECTRIC OPERATING REVENUE FUND | | | $939,990 | $131,590 | $0 | $28,200 | $12,570 | | *TOTAL FOR FUND* | | $207,430 | $800 | $380,590 | $1,320,580 |
| | | | $939,990 | | | | | 1 | *<P-Single-H>* | 0 | | | $380,590 | $1,320,580 |
| | | | | | | | | 3 | *<P-Em/Ch-H>* | 0 | | | | |
| | | | | | | | | 4 | *<P-Em/Sp-H>* | 0 | | | | |
| | | | | | | | | 6 | *<P-Family-H>* | 0 | | | | |
| **510 WATER REVENUE FUND** | | | | | | | | | | | | | | |
| **6200 WATER/TREATMENT PLANT OPERATIONS** | | | | | | | | TYPE | PLAN $ | PD.DED.$ | 51710 (S + T) | | | |
| 51100 SALARY-NON-BARGAINING (Salary and Wages Set by City Council) | | | | | | | | | | | | | | |
| WTP SUPERINTENDENT *(1)* | 55 | HOOVER, SCOTT L. | $74,540 | $10,440 | | $2,240 | $1,080 | ES | $12,350 | $0 | $12,350 | $70 | $26,180 | $100,720 |
| *Potential Retirement 12/17/2017* | | *Projected Retirement Payout* | $23,290 | | | $700 | $340 | | | | $0 | $0 | $1,040 | $24,330 |
| PROJECT ENG.-PT-TEMP *(2)* | 661 | MEYER, BRADLEY L. | $60,030 | $8,400 | | $1,800 | $870 | | $0 | $0 | $0 | $0 | $11,070 | $71,100 |
| WTP CHIEF OPERATOR | 772 | WEIS, JEFFREY | $59,030 | $8,260 | | $1,770 | $860 | ES | $12,350 | $0 | $12,350 | $70 | $23,310 | $82,340 |
| STAND-BY PAY | | WTP CHIEF OPERATOR | $6,470 | $910 | | $190 | $90 | | | | | | $1,190 | $7,660 |
| Other | ---- | Other | $4,000 | $560 | | $120 | $60 | | | | | | $740 | $4,740 |
| | | | | | | | | 0 | *<P-Single-H>* | 0 | | | | |
| TOTAL - 51100 SALARY-NON-BARGAINING (RND) | | | **$227,360** | $28,570 | $0 | $6,820 | $3,300 | 0 | *<P-Em/Ch-H>* | 0 | $24,700 | $140 | $63,530 | $290,890 |
| NOTES: (1) WTP Superintendent projected to Retire by 12/31/2017, payc | | | | | | | | 2 | *<P-Em/Sp-H>* | 0 | | | | |
| (2) Cost of Project Engineer on Water Plant Rehab. Moved fror | | | | | | | | 0 | *<P-Family-H>* | 0 | | | | |
| 51101 SALARY-NON-BARGAINING-OVERTIME | | | | | | | | | | | | | | |
| PROJECTED OVERTIME ($) | | | $2,500 | $350 | | $80 | $40 | | | | | | $470 | $2,970 |
| TOTAL - 51101 SALARY-NON-BARGAINING-OT (RND) | | | **$2,500** | $350 | $0 | $80 | $40 | | | | $0 | $0 | $470 | $2,970 |
| 51190 SALARY-SEASONAL | | | | | | | | | | | | | | |
| SEASON LABOR | ---- | BUDGETED TOTAL $ | $0 | $0 | | $0 | $0 | | | | | | $0 | $0 |
| TOTAL - 51190 SALARY-SEASONAL (RND) | | | **$0** | $0 | $0 | $0 | $0 | | | | $0 | $0 | $0 | $0 |
| 51200 SALARY-AFSCME (Wages Set By Contract, 2.0% for 2017, 2.0% for | | | | | | | | | | | 51710 (S + T) | | | |
| WTP OPERATOR III | 234 | HEINRICHS, GREGORY G. | $56,420 | $7,900 | | $1,690 | $820 | F | $18,520 | $0 | $18,520 | $50 | $28,980 | $85,400 |
| WTP OPERATOR II | 874 | STEWART, AARON L. | $39,810 | $5,570 | | $1,190 | $580 | F | $18,520 | $0 | $18,520 | $50 | $25,910 | $65,720 |
| WTP OPERATOR I | 825 | GRIFFITH, KENNETH J. | $37,110 | $5,200 | | $1,110 | $540 | HS | $6,580 | $1,200 | $7,780 | $50 | $14,680 | $51,790 |
| WTP OPERATOR I | 602 | KUPERSMITH, JASON M. | $38,130 | $5,340 | | $1,140 | $550 | EC | $11,110 | $0 | $11,110 | $50 | $18,190 | $56,320 |
| STAND-BY PAY | | AFSCME-SERVICE | $16,760 | $2,350 | | $500 | $240 | | | | | | $3,090 | $19,850 |
| Other | ---- | Other | $3,680 | $520 | | $110 | $50 | | | | | | $680 | $4,360 |
| | | | | | | | | 0 | *<P-Single-H>* | 1 | | | | |
| TOTAL - 51200 SALARY-AFSCME (RND) | | | **$191,910** | $26,880 | $0 | $5,740 | $2,780 | 1 | *<P-Em/Ch-H>* | 0 | $55,930 | $200 | $91,530 | $283,440 |
| | | | | | | | | 0 | *<P-Em/Sp-H>* | 0 | | | | |
| 51201 SALARY-AFSCME-OVERTIME | | | | | | | | 2 | *<P-Family-H>* | 0 | | | | |
| PROJECTED OVERTIME ($) | | | $5,000 | $700 | | $150 | $70 | | | | | | $920 | $5,920 |
| TOTAL - 51201 SALARY-AFSCME-OT (RND) | | | **$5,000** | $700 | $0 | $150 | $70 | | | | $0 | $0 | $920 | $5,920 |
| TOTAL - 6200 Water/Treatment Plant Operations | | | $426,770 | **$56,500** | **$0** | **$12,790** | **$6,190** | | | | **$80,630** | **$340** | **$156,450** | **$583,220** |



SPECIAL NOTE: Amounts listed herein are for Budget Purposes Only! Actual Wages and Benefits Paid are subject to Contracts, Ordinances, City Policies and City Council Approval.

| (A) | (B) | (C) | (D) | (E) | (F) | (G) | (H) | (I) | (J) | (K) | (L) | (M) |
|---|---|---|---|---|---|---|---|---|---|---|---|---|
| *REVISED AS OF 02-01-2017* | | | ORIGINAL | YEAR OF | CONTIN. | ORD./ | BASE | LONGEVITY | BASE | BASE | BASE | TOTAL |
| EMPLOYEE | EMP | EMPLOYEE | HIRE | ORIGINAL | YEARS IN | SCALE/ | RATE/ | *& OTHER* | ANNUAL | ANNUAL | LNGVTY./ | ANNUAL |
| POSITION / TITLE | NO. | NAME | DATE | ELTN/HIRE | SERVICE | STEP | HOUR | *BONUS PAYS* | HOURS | SALARY | & BONUS | SALARY |
| *(NOTE: 26 Pays Budgeted in 2017; TOTALS Rounded "RND" to Nearest $10.)* | | | | Current | | | | | 26 BI-WKL | | PER YEAR | |
| *( Increases based on Contracts, AFSCME 2.0%, Police 1Yr Ext. @ 2.5%)* | | | | Budget Year | | | | | PAYS IN | | | |
| *( Inc.Pending Contract Approval, Fire 2.5% 1Yr Ext, NB & App. Auth., +2.0%.)* | | | | 2017 | | | | | 2017 | H x J | I | K + L |
| **510 WATER REVENUE FUND** | | | | | | | | | | | | |
| **6210 WATER/DISTRIBUTION SYSTEM** | | | | | | | | | | | | |
| 51100 SALARY-NON-BARGAINING (Salary and Wages Set by City Council) | | | | | | | | | | | | |
| *PUBLIC WORKS DIR./ENG. (1)* | 482 | *LULFS, CHAD E.* | *01/03/2006* | *2006* | *11* | Ord.068-15 | *$52.3408* | *$2,531* | *2080* | *$108,870* | *$2,530* | *$111,400* |
| ALLOCATION of Position (22.5% TO 510.6210.51100) --> | | | **22.50%** | | | | | | | $24,500 | $570 | $25,070 |
| (Overall Allocation - 100.1700 (10.0%), 200.5100 (22.5%), 510.6210 (22.5%), 520.6310 (22.5%), and 560.6400 (22.5%)) | | | | | | | | | | | | |
| *OPERATIONS SUPERINTENDEN* | *81* | *RATHGE, JEFFREY H.* | *06/01/1992* | *1992* | *25* | *657-D* | *$33.6538* | *$3,605* | *2080* | *$70,000* | *$3,610* | *$73,610* |
| ALLOCATION of SERV.BLDG.SEC. (25% TO 510.6210.51100) --> | | | **25.00%** | | | | | | | $17,500 | $900 | $18,400 |
| (Overall Allocation 200.5100 (25%), 510.6210 (25%), 520.6310 (25%), and 560.6400 (25%)) | | | | | | | | | | | | |
| *SEN.SERV.BLDG.SECRETARY* | *71* | *MCCARTHY, KAREN L.* | *10/31/1988* | *1988* | *29* | *Ord.068-15* | *$18.7200* | *$2,170* | *2080* | *$38,940* | *$2,170* | *$41,110* |
| ALLOCATION of SERV.BLDG.SEC. (15% TO 510.6210.51100) --> | | | **15.00%** | | | | | | | $5,840 | $330 | $6,170 |
| (Overall Allocation 200.5100 (5%), 500.6110 (60%), 510.6210 (15%), 520.6310 (15%), and 560.6400 (5%)) | | | | | | | | | | | | |
| Other | ---- | Other | 01/01/20xx | | | | | | | $960 | $0 | $960 |
| **TOTAL - 51100 SALARY-NON-BARGAINING (RND)** | | | | | | | | | | $48,800 | $1,800 | **$50,600** |
| **NOTES: (1) In 2012, New Position created called Public Works Director/Engineer to be over Engineering, Operations, Water, Sewer and Sanitation Services.** | | | | | | | | | | | | |
| 51200 SALARY-AFSCME (Wages Set By Contract, 2.0% for 2017, 2.0% for 2018 and 1.0% for 2019) | | | | | | | | | | | | |
| WATER DIST.FOREMAN | 297 | OKULEY, BRIAN J. | 04/26/1999 | 1999 | 18 | 411-D | $25.0900 | $2,655 | 2080 | $52,190 | $2,660 | $54,850 |
| WATER SYSTEM TECH. II | 614 | OKULY, JASON L. | 01/08/2007 | 2007 | 10 | 421-D | $24.0000 | $1,282 | 2080 | $49,920 | $1,280 | $51,200 |
| WATER SYSTEM TECH. II | 485 | BARNES, JEREMY M. | 06/13/2011 | 2011 | 6 | 421-B | $20.8700 | $0 | 2080 | $43,410 | $0 | $43,410 |
| WATER SYSTEM TECH. II | 869 | SAVAGE, TOM | 04/25/2016 | 2016 | 1 | 421-B | $20.8700 | $0 | 2080 | $43,410 | $0 | $43,410 |
| WATER DISTRIBUTION MSW III | 803 | BUTLER, NATHAN L. | 04/21/2014 | 2014 | 3 | 630-B | $17.6100 | $0 | 2080 | $36,630 | $0 | $36,630 |
| STAND-BY PAY | | AFSCME-SERVICE | 01/01/20xx | | | Averaged Rate-> | $21.6880 | | 272 | $5,900 | $0 | $5,900 |
| Other | ---- | Other | 01/01/20xx | | | | | | | $4,630 | $0 | $4,630 |
| **TOTAL - 51200 SALARY-AFSCME (RND)** | | | | | | | | | | $236,090 | $3,940 | **$240,030** |
| 51201 SALARY-AFSCME-OVERTIME | | | | | | | | | | | | |
| PROJECTED OVERTIME ($) | | | 01/01/20xx | | | | | | | $15,000 | $0 | $15,000 |
| **TOTAL - 51201 SALARY-AFSCME-OT (RND)** | | | | | | | | | | $15,000 | $0 | **$15,000** |
| 51190 SALARY-SEASONAL *(1)* | | | | | | | | | | | | |
| SEASONAL - HYDRANT PAINTIN( | ---- | BUDGETED TOTAL $ | 01/01/20xx | | | | | | | $5,200 | $0 | $5,200 |
| **TOTAL - 51190 SALARY-SEASONAL (RND)** | | | | | | | | | | $5,200 | $0 | **$5,200** |
| **NOTES: (1) In 2015, Seasonal Personnel approved by Council for Hydrant Painting Program.** | | | | | | | | | | | | |
| **TOTAL - 6210 Water/Distribution System** | | | | | | | | | | $305,090 | $5,740 | $310,830 |
| **TOTAL 510 WATER REVENUE FUND** | | | | | | | | | | $727,980 | $9,620 | **$737,600** |
| | | | | | | | | | | | | ***$737,600*** |



SPECIAL NOTE: Amounts listed herein are for Budget Purposes Only! Actual Wages and Benefits Paid are subject to Contracts, Ordinances, City Policies and City Council Approval.

| (A) | (B) | (C) | (M) | (N) | (O) | (P) | (Q) | (R) | (S) | (T) | (U) | (V) | (W) | (X) |
|---|---|---|---|---|---|---|---|---|---|---|---|---|---|---|
| *REVISED AS OF 02-01-2017* | | | TOTAL | 51500 & 51560 | 51530 & 51540 | 51600 | 51700 | 51710 HEALTH (Net City $-RND) | | | City Sh.PPO 0% | 51750 | | TOTAL |
| EMPLOYEE | EMP | EMPLOYEE | ANNUAL | PERS/ or | POLICE PEN. | WORKERS | MEDICARE | Plan Type | PPO (P) | HSA (H) | $0 | An.LIFE | TOTAL | SALARY & |
| POSITION / TITLE | NO. | NAME | SALARY | *SOC.SEC.* | *FIRE PEN.* | COMP. (Est.) | HD>04/01/86 | S-Single | $6,170 | $6,580 | $0 | INS. | BENEFITS | BENEFITS |
| *(NOTE: 26 Pays Budgeted in 2017; TOTALS Rounded "RND" to Nearest $1* | | | | 14.00% | 19.50% | 3.00% | 1.45% | EC-Em/Ch | $11,110 | $11,680 | City Sh.HSA-100% | $50 | <-Life Ins.-AFSCME & Fire | |
| *( Increases based on Contracts, AFSCME 2.0%, Police 1Yr Ext. @ 2.* | | | | *6.20%* | *24.00%* | | 4/1/1986 | ES-Em/Sp | $12,350 | $12,750 | $1,200 | $70 | <-Life Ins.-Police & NB | |
| *( Inc.Pending Contract Approval, Fire 2.5% 1Yr Ext, NB & App. Auth.* | | | K + L | M x N% | M x O% | M x P% | M x Q% | F-Family | $18,520 | $18,130 | $2,000 | | N+O+P+Q+U+V | M + W |
| **510 WATER REVENUE FUND** | | | | | | | | | | | | | | |
| **6210 WATER/DISTRIBUTION SYSTEM** | | | | | | | | TYPE | PLAN $ | PD.DED.$ | **51710 (S + T)** | | | |
| 51100 SALARY-NON-BARGAINING (Salary and Wages Set by City Council) | | | | | | | | | | | | | | |
| *PUBLIC WORKS DIR./ENG. (1)* | 482 | *LULFS, CHAD E.* | *$111,400* | *$15,600* | | *$3,340* | *$1,620* | *EC* | *$11,110* | *$0* | *$11,110* | *$70* | *$31,740* | *$143,140* |
| ALLOCATION of Position (22.5% TO 510.6210.51100) --> | | | $25,070 | $3,510 | | $750 | $360 | EC (*) | $2,500 | $0 | $2,500 | $20 | $7,140 | $32,210 |
| (Overall Allocation - 100.1700 (10.0%), 200.5100 (22.5%), 510.6210 (22.5% | | | | | | | | | | | | | | |
| *OPERATIONS SUPERINTENDEN* | *81* | *RATHGE, JEFFREY H.* | *$73,610* | *$10,310* | | *$2,210* | *$1,070* | *ES* | *$12,350* | *$0* | *$12,350* | *$70* | *$26,010* | *$99,620* |
| ALLOCATION of SERV.BLDG.SEC. (25% TO 510.6210.51100) --> | | | $18,400 | $2,580 | | $550 | $270 | ES (*) | $3,090 | $0 | $3,090 | $20 | $6,510 | $24,910 |
| (Overall Allocation 200.5100 (25%), 510.6210 (25%), 520.6310 (25%), and 5 | | | | | | | | | | | | | | |
| *SEN.SERV.BLDG.SECRETARY* | *71* | *MCCARTHY, KAREN L.* | *$41,110* | *$5,760* | | *$1,230* | *$600* | *ES* | *$12,350* | *$0* | *$12,350* | *$70* | *$20,010* | *$61,120* |
| ALLOCATION of SERV.BLDG.SEC. (15% TO 510.6210.51100) --> | | | $6,170 | $860 | | $180 | $90 | ES (*) | $1,853 | $0 | $1,850 | $10 | $2,990 | $9,160 |
| (Overall Allocation 200.5100 (5%), 500.6110 (60%), 510.6210 (15%), 520.63 | | | | | | | | | | | | | | |
| Other | ---- | Other | $960 | $130 | | $30 | $10 | | | | | | $170 | $1,130 |
| | | | | | | | | 0 | <P-Single-H> | 0 | | | | |
| **TOTAL - 51100 SALARY-NON-BARGAINING (RND)** | | | **$50,600** | $7,080 | $0 | $1,510 | $730 | 0 | <P-Em/Ch-H> | 0 | $7,440 | $50 | $16,810 | $67,410 |
| **NOTES: (1) In 2012, New Position created called Public Works Director/** | | | | | | | | 0 | <P-Em/Sp-H> | 0 | | | | |
| | | | | | | | | 0 | <P-Family-H> | 0 | | | | |
| | | | | | | | | *(*) Excluded in Totals, Prevously Counted.* | | | | | | |
| | | | | | | | | TYPE | PLAN $ | PD.DED.$ | **51710 (S + T)** | | | |
| 51200 SALARY-AFSCME (Wages Set By Contract, 2.0% for 2017, 2.0% for | | | | | | | | | | | | | | |
| WATER DIST.FOREMAN | 297 | OKULEY, BRIAN J. | $54,850 | $7,680 | | $1,650 | $800 | F | $18,520 | $0 | $18,520 | $50 | $28,700 | $83,550 |
| WATER SYSTEM TECH. II | 614 | OKULY, JASON L. | $51,200 | $7,170 | | $1,540 | $740 | EC | $11,110 | $0 | $11,110 | $50 | $20,610 | $71,810 |
| WATER SYSTEM TECH. II | 485 | BARNES, JEREMY M. | $43,410 | $6,080 | | $1,300 | $630 | S | $6,170 | $0 | $6,170 | $50 | $14,230 | $57,640 |
| WATER SYSTEM TECH. II | 869 | SAVAGE, TOM | $43,410 | $6,080 | | $1,300 | $630 | HS | $6,580 | $1,200 | $7,780 | $50 | $15,840 | $59,250 |
| WATER DISTRIBUTION MSW III | 803 | BUTLER, NATHAN L. | $36,630 | $5,130 | | $1,100 | $530 | F | $18,520 | $0 | $18,520 | $50 | $25,330 | $61,960 |
| STAND-BY PAY | | AFSCME-SERVICE | $5,900 | $830 | | $180 | $90 | | | | | | $1,100 | $7,000 |
| Other | ---- | Other | $4,630 | $650 | | $140 | $70 | | | | | | $860 | $5,490 |
| | | | | | | | | 1 | <P-Single-H> | 1 | | | | |
| **TOTAL - 51200 SALARY-AFSCME (RND)** | | | **$240,030** | $33,620 | $0 | $7,210 | $3,490 | 1 | <P-Em/Ch-H> | 0 | $62,100 | $250 | $106,670 | $346,700 |
| | | | | | | | | 0 | <P-Em/Sp-H> | 0 | | | | |
| 51201 SALARY-AFSCME-OVERTIME | | | | | | | | 2 | <P-Family-H> | 0 | | | | |
| PROJECTED OVERTIME ($) | | | $15,000 | $2,100 | | $450 | $220 | | | | | | $2,770 | $17,770 |
| **TOTAL - 51201 SALARY-AFSCME-OT (RND)** | | | **$15,000** | $2,100 | $0 | $450 | $220 | | | | $0 | $0 | $2,770 | $17,770 |
| 51190 SALARY-SEASONAL *(1)* | | | | | | | | | | | | | | |
| SEASONAL - HYDRANT PAINTIN( | ---- | BUDGETED TOTAL $ | $5,200 | $730 | | $160 | $80 | | | | | | $970 | $6,170 |
| **TOTAL - 51190 SALARY-SEASONAL (RND)** | | | **$5,200** | $730 | $0 | $160 | $80 | | | | $0 | $0 | $970 | $6,170 |
| **NOTES: (1) In 2015, Seasonal Personnel approved by Council for Hydra** | | | | | | | | | | | | | | |
| **TOTAL - 6210 Water/Distribution System** | | | $310,830 | **$43,530** | **$0** | **$9,330** | **$4,520** | | | | **$69,540** | **$300** | **$127,220** | **$438,050** |
| | | | | | | | | | *TOTAL FOR FUND* | | | | | |
| **TOTAL 510 WATER REVENUE FUND** | | | **$737,600** | **$100,030** | **$0** | **$22,120** | **$10,710** | 1 | <P-Single-H> | 2 | **$150,170** | **$640** | **$283,670** | **$1,021,270** |
| | | | ========= | ========= | ========= | ========= | ========= | 2 | <P-Em/Ch-H> | 0 | ========= | ======= | ========= | ========= |
| | | | *$737,600* | | | | | 2 | <P-Em/Sp-H> | 0 | | | *$283,670* | *$1,021,270* |
| | | | | | | | | 4 | <P-Family-H> | 0 | | | | |



SPECIAL NOTE: Amounts listed herein are for Budget Purposes Only! Actual Wages and Benefits Paid are subject to Contracts, Ordinances, City Policies and City Council Approval.

| (A) | (B) | (C) | (D) | (E) | (F) | (G) | (H) | (I) | (J) | (K) | (L) | (M) |
|---|---|---|---|---|---|---|---|---|---|---|---|---|
| *REVISED AS OF 02-01-2017* | | | ORIGINAL | YEAR OF | CONTIN. | ORD./ | BASE | LONGEVITY | BASE | BASE | BASE | TOTAL |
| EMPLOYEE | EMP | EMPLOYEE | HIRE | ORIGINAL | YEARS IN | SCALE/ | RATE/ | *& OTHER* | ANNUAL | ANNUAL | LNGVTY./ | ANNUAL |
| POSITION / TITLE | NO. | NAME | DATE | ELTN/HIRE | SERVICE | STEP | HOUR | *BONUS PAYS* | HOURS | SALARY | & BONUS | SALARY |
| *(NOTE: 26 Pays Budgeted in 2017; TOTALS Rounded "RND" to Nearest $10.)* | | | | Current | | | | | 26 BI-WKL | | PER YEAR | |
| *( Increases based on Contracts, AFSCME 2.0%, Police 1Yr Ext. @ 2.5%)* | | | | Budget Year | | | | | PAYS IN | | | |
| *( Inc.Pending Contract Approval, Fire 2.5% 1Yr Ext, NB & App. Auth., +2.0%.)* | | | | 2017 | | | | | 2017 | H x J | I | K + L |
| **520 SEWER (WWT) REVENUE FUND** | | | | | | | | | | | | |
| **6300 SEWER(WWT)/TREATMENT PLANT OPERATIONS** | | | | | | | | | | | | |
| 51100 SALARY-NON-BARGAINING (Salary and Wages Set by City Council) | | | | | | | | | | | | |
| WWTP SUPERINTENDENT | 860 | PIKE, DAVID | 12/07/2015 | 2015 | 2 | Ord.068-15 | $35.0961 | $0 | 2080 | $73,000 | $0 | $73,000 |
| WWTP CHIEF OPERATOR *(1)* | 36 | DURHAM, LEONARD E. | 02/21/1994 | 1994 | 23 | Ord.068-15 | $28.3800 | $3,178 | 2080 | $59,030 | $3,180 | $62,210 |
| *Potential Retirement 12/17/2017* | | *Projected Retirement Payout* | | | | | | | | $23,290 | $0 | $23,290 |
| STAND-BY PAY | | WWTP CHIEF OPERATOR | 01/01/20xx | | | Averaged Rate-> | $28.3800 | | 228 | $6,470 | $0 | $6,470 |
| Other | ---- | Other | 01/01/20xx | | | | | | | $2,770 | $0 | $2,770 |
| **TOTAL - 51100 SALARY-NON-BARGAINING (RND)** | | | | | | | | | | $164,560 | $3,180 | **$167,740** |
| **NOTES: (1) WWTP Chief Operator projected to Retire by 12/31/2017, payout included in budget totals.** | | | | | | | | | | | | |
| 51101 SALARY-NON-BARGAINING-OVERTIME | | | | | | | | | | | | |
| PROJECTED OVERTIME ($) | | | 01/01/20xx | | | | | | | $2,500 | $0 | $2,500 |
| **TOTAL - 51101 SALARY-NON-BARGAINING-OT (RND)** | | | | | | | | | | $2,500 | $0 | **$2,500** |
| 51200 SALARY-AFSCME (Wages Set By Contract, 2.0% for 2017, 2.0% for 2018 and 1.0% for 2019) | | | | | | | | | | | | |
| WWTP OPERATOR III | 5 | BACON, KENT S. | 12/15/1980 | 1980 | 37 | 472-D | $25.7500 | $3,178 | 2080 | $53,560 | $3,180 | $56,740 |
| WWTP OPERATOR III | 333 | OKULEY, JEREMY J. | 04/17/2000 | 2000 | 17 | 472-D | $25.7500 | $2,546 | 2080 | $53,560 | $2,550 | $56,110 |
| WWTP OPERATOR III | 640 | WENNER, MICHAEL K. | 10/15/2007 | 2007 | 10 | 472-A | $20.8700 | $1,282 | 2080 | $43,410 | $1,280 | $44,690 |
| WWTP OPERATOR III *(1)* | ---- | **VACANT ** | 01/01/2017 | 2017 | 0 | 472-A | $25.9250 | $2,080 | 2080 | $53,920 | $2,080 | $56,000 |
| WWTP OPERATOR III *(1)* | ---- | **VACANT ** | 01/01/2017 | 2017 | 0 | 472-A | $25.9250 | $2,080 | 2080 | $53,920 | $2,080 | $56,000 |
| STAND-BY PAY | | AFSCME-SERVICE | 01/01/20xx | | | Averaged Rate-> | $14.4740 | | 832 | $12,040 | $0 | $12,040 |
| Other | ---- | Other | 01/01/20xx | | | | | | | $5,410 | $0 | $5,410 |
| **TOTAL - 51200 SALARY-AFSCME (RND)** | | | | | | | | | | $275,820 | $11,170 | **$286,990** |
| **NOTES: (1) Council Approved two (2) additional WWTP III positions for Sucession Planning, net position gain after retirements is one (1) position.** | | | | | | | | | | | | |
| 51201 SALARY-AFSCME-OVERTIME | | | | | | | | | | | | |
| PROJECTED OVERTIME ($) | | | 01/01/20xx | | | | | | | $9,000 | $0 | $9,000 |
| **TOTAL - 51201 SALARY-AFSCME-OT (RND)** | | | | | | | | | | $9,000 | $0 | **$9,000** |
| **TOTAL - 6300 Sewer(WWT)/Treatment Plant Operations** | | | | | | | | | | $451,880 | $14,350 | $466,230 |
| **6310 SEWER(WWT)/COLLECTION SYSTEM** | | | | | | | | | | | | |
| 51100 SALARY-NON-BARGAINING (Salary and Wages Set by City Council) | | | | | | | | | | | | |
| *PUBLIC WORKS DIR./ENG. (1)* | *482* | *LULFS, CHAD E.* | *01/03/2006* | *2006* | *11* | Ord.068-15 | *$52.3408* | *$2,531* | *2080* | *$108,870* | *$2,530* | *$111,400* |
| ALLOCATION of Position (22.5% TO 520.6310.51100) --> | | | **22.50%** | | | | | | | $24,500 | $570 | $25,070 |
| (Overall Allocation - 100.1700 (10.0%), 200.5100 (22.5%), 510.6210 (22.5%), 520.6310 (22.5%), and 560.6400 (22.5%)) | | | | | | | | | | | | |
| *OPERATIONS SUPERINTENDEN* | *81* | *RATHGE, JEFFREY H.* | *06/01/1992* | *1992* | *25* | *657-D* | *$33.6538* | *$3,605* | *2080* | *$70,000* | *$3,610* | *$73,610* |
| ALLOCATION of SERV.BLDG.SEC. (25% TO 520.6310.51100) --> | | | **25.00%** | | | | | | | $17,500 | $900 | $18,400 |
| (Overall Allocation 200.5100 (25%), 510.6210 (25%), 520.6310 (25%), and 560.6400 (25%)) | | | | | | | | | | | | |
| *SEN.SERV.BLDG.SECRETARY* | *71* | *MCCARTHY, KAREN L.* | *10/31/1988* | *1988* | *29* | *Ord.068-15* | *$18.7200* | *$2,170* | *2080* | *$38,940* | *$2,170* | *$41,110* |
| ALLOCATION of SERV.BLDG.SEC. (15% TO 520.6310.51100) --> | | | **15.00%** | | | | | | | $5,840 | $330 | $6,170 |
| (Overall Allocation 200.5100 (5%), 500.6110 (60%), 510.6210 (15%), 520.6310 (15%), and 560.6400 (5%)) | | | | | | | | | | | | |
| Other | ---- | Other | 01/01/20xx | | | | | | | $960 | $0 | $960 |
| **TOTAL - 51100 SALARY-NON-BARGAINING (RND)** | | | | | | | | | | $48,800 | $1,800 | **$50,600** |
| **NOTES: (1) In 2012, New Position created called Public Works Director/Engineer to be over Engineering, Operations, Water, Sewer and Sanitation Services.** | | | | | | | | | | | | |
| **TOTAL - 6310 Sewer(WWT)/Collection System** | | | | | | | | | | $48,800 | $1,800 | $50,600 |



SPECIAL NOTE: Amounts listed herein are for Budget Purposes Only! Actual Wages and Benefits Paid are subject to Contracts, Ordinances, City Policies and City Council Approval.

| (A) | (B) | (C) | (M) | (N) | (O) | (P) | (Q) | (R) | (S) | (T) | (U) | (V) | (W) | (X) |
|---|---|---|---|---|---|---|---|---|---|---|---|---|---|---|
| *REVISED AS OF 02-01-2017* | | | TOTAL | 51500 & 51560 | 51530 & 51540 | 51600 | 51700 | 51710 HEALTH (Net City $-RND) | | | City Sh.PPO 0% | 51750 | | TOTAL |
| EMPLOYEE POSITION / TITLE | EMP NO. | EMPLOYEE NAME | ANNUAL SALARY | PERS/ or SOC.SEC. | POLICE PEN. FIRE PEN. | WORKERS COMP. (Est.) | MEDICARE HD>04/01/86 | Plan Type | PPO (P) | HSA (H) | $0 | An.LIFE INS. | TOTAL BENEFITS | SALARY & BENEFITS |
| (NOTE: 26 Pays Budgeted in 2017; TOTALS Rounded "RND" to Nearest $1 | | | | 14.00% | 19.50% | 3.00% | 1.45% | S-Single | $6,170 | $6,580 | $0 | | | |
| ( Increases based on Contracts, AFSCME 2.0%, Police 1Yr Ext. @ 2. | | | | 6.20% | 24.00% | | 4/1/1986 | EC-Em/Ch | $11,110 | $11,680 | City Sh.HSA-100% | $50 | <-Life Ins.-AFSCME & Fire | |
| ( Inc.Pending Contract Approval, Fire 2.5% 1Yr Ext, NB & App. Auth. | | | K + L | M x N% | M x O% | M x P% | M x Q% | ES-Em/Sp | $12,350 | $12,750 | $1,200 | $70 | <-Life Ins.-Police & NB | |
| | | | | | | | | F-Family | $18,520 | $18,130 | $2,000 | | N+O+P+Q+U+V | M + W |
| **520 SEWER (WWT) REVENUE FUND** | | | | | | | | | | | | | | |
| **6300 SEWER(WWT)/TREATMENT PLANT OPERATIONS** | | | | | | | | TYPE | PLAN $ | PD.DED.$ | 51710 (S + T) | | | |
| 51100 SALARY-NON-BARGAINING (Salary and Wages Set by City Council) | | | | | | | | | | | | | | |
| WWTP SUPERINTENDENT | 860 | PIKE, DAVID | $73,000 | $10,220 | | $2,190 | $1,060 | ES | $12,350 | $0 | $12,350 | $70 | $25,890 | $98,890 |
| WWTP CHIEF OPERATOR *(1)* | 36 | DURHAM, LEONARD E. | $62,210 | $8,710 | | $1,870 | $900 | ES | $12,350 | $0 | $12,350 | $70 | $23,900 | $86,110 |
| *Potential Retirement 12/17/2017* | | *Projected Retirement Payout* | $23,290 | | | $700 | $340 | | | | $0 | $0 | $1,040 | $24,330 |
| STAND-BY PAY | | WWTP CHIEF OPERATOR | $6,470 | $910 | | $190 | $90 | | | | | | $1,190 | $7,660 |
| Other | ---- | Other | $2,770 | $390 | | $80 | $40 | | | | | | $510 | $3,280 |
| | | | | | | | | 0 | <P-Single-H> | 0 | | | | |
| **TOTAL - 51100 SALARY-NON-BARGAINING (RND)** | | | **$167,740** | $20,230 | $0 | $5,030 | $2,430 | 0 | <P-Em/Ch-H> | 0 | $24,700 | $140 | $52,530 | $220,270 |
| **NOTES: (1) WWTP Chief Operator projected to Retire by 12/31/2017, pay** | | | | | | | | 2 | <P-Em/Sp-H> | 0 | | | | |
| | | | | | | | | 0 | <P-Family-H> | 0 | | | | |
| 51101 SALARY-NON-BARGAINING-OVERTIME | | | | | | | | | | | | | | |
| PROJECTED OVERTIME ($) | | | $2,500 | $350 | | $80 | $40 | | | | | | $470 | $2,970 |
| **TOTAL - 51101 SALARY-NON-BARGAINING-OT (RND)** | | | **$2,500** | $350 | $0 | $80 | $40 | | | | $0 | $0 | $470 | $2,970 |
| | | | | | | | | TYPE | PLAN $ | PD.DED.$ | 51710 (S + T) | | | |
| 51200 SALARY-AFSCME (Wages Set By Contract, 2.0% for 2017, 2.0% for 2 | | | | | | | | | | | | | | |
| WWTP OPERATOR III | 5 | BACON, KENT S. | $56,740 | $7,940 | | $1,700 | $0 | EC | $11,110 | $0 | $11,110 | $50 | $20,800 | $77,540 |
| WWTP OPERATOR III | 333 | OKULEY, JEREMY J. | $56,110 | $7,860 | | $1,680 | $810 | ES | $12,350 | $0 | $12,350 | $50 | $22,750 | $78,860 |
| WWTP OPERATOR III | 640 | WENNER, MICHAEL K. | $44,690 | $6,260 | | $1,340 | $650 | EC | $11,110 | $0 | $11,110 | $50 | $19,410 | $64,100 |
| WWTP OPERATOR III *(1)* | ---- | **VACANT ** | $56,000 | $7,840 | | $1,680 | $810 | F | $18,520 | $0 | $18,520 | $50 | $28,900 | $84,900 |
| WWTP OPERATOR III *(1)* | ---- | **VACANT ** | $56,000 | $7,840 | | $1,680 | $810 | F | $18,520 | $0 | $18,520 | $50 | $28,900 | $84,900 |
| STAND-BY PAY | | AFSCME-SERVICE | $12,040 | $1,690 | | $360 | $170 | | | | | | $2,220 | $14,260 |
| Other | ---- | Other | $5,410 | $760 | | $160 | $80 | | | | | | $1,000 | $6,410 |
| | | | | | | | | 0 | <P-Single-H> | 0 | | | | |
| **TOTAL - 51200 SALARY-AFSCME (RND)** | | | **$286,990** | $40,190 | $0 | $8,600 | $3,330 | 2 | <P-Em/Ch-H> | 0 | $71,610 | $250 | $123,980 | $410,970 |
| **NOTES: (1) Council Approved two (2) additional WWTP III positions for** | | | | | | | | 1 | <P-Em/Sp-H> | 0 | | | | |
| | | | | | | | | 2 | <P-Family-H> | 0 | | | | |
| 51201 SALARY-AFSCME-OVERTIME | | | | | | | | | | | | | | |
| PROJECTED OVERTIME ($) | | | $9,000 | $1,260 | | $270 | $130 | | | | | | $1,660 | $10,660 |
| **TOTAL - 51201 SALARY-AFSCME-OT (RND)** | | | **$9,000** | $1,260 | $0 | $270 | $130 | | | | $0 | $0 | $1,660 | $10,660 |
| **TOTAL - 6300 Sewer(WWT)/Treatment Plant Operations** | | | $466,230 | **$62,030** | **$0** | **$13,980** | **$5,930** | | | | **$96,310** | **$390** | **$178,640** | **$644,870** |
| **6310 SEWER(WWT)/COLLECTION SYSTEM** | | | | | | | | TYPE | PLAN $ | PD.DED.$ | 51710 (S + T) | | | |
| 51100 SALARY-NON-BARGAINING (Salary and Wages Set by City Council) | | | | | | | | | | | | | | |
| *PUBLIC WORKS DIR./ENG. (1)* | 482 | *LULFS, CHAD E.* | *$111,400* | *$15,600* | | *$3,340* | *$1,620* | *EC* | *$11,110* | *$0* | *$11,110* | *$70* | *$31,740* | *$143,140* |
| ALLOCATION of Position (22.5% TO 520.6310.51100) --> | | | $25,070 | $3,510 | | $750 | $360 | EC (*) | $2,500 | $0 | $2,500 | $20 | $7,140 | $32,210 |
| (Overall Allocation - 100.1700 (10.0%), 200.5100 (22.5%), 510.6210 (22.5% | | | | | | | | | | | | | | |
| *OPERATIONS SUPERINTENDEN* | *81* | *RATHGE, JEFFREY H.* | *$73,610* | *$10,310* | | *$2,210* | *$1,070* | *ES* | *$12,350* | *$0* | *$12,350* | *$70* | *$26,010* | *$99,620* |
| ALLOCATION of SERV.BLDG.SEC. (25% TO 520.6310.51100) --> | | | $18,400 | $2,580 | | $550 | $270 | ES (*) | $3,090 | $0 | $3,090 | $20 | $6,510 | $24,910 |
| (Overall Allocation 200.5100 (25%), 510.6210 (25%), 520.6310 (25%), and 5 | | | | | | | | | | | | | | |
| *SEN.SERV.BLDG.SECRETARY* | *71* | *MCCARTHY, KAREN L.* | *$41,110* | *$5,760* | | *$1,230* | *$600* | *ES* | *$12,350* | *$0* | *$12,350* | *$70* | *$20,010* | *$61,120* |
| ALLOCATION of SERV.BLDG.SEC. (15% TO 520.6310.51100) --> | | | $6,170 | $860 | | $180 | $90 | ES (*) | $1,853 | $0 | $1,850 | $10 | $2,990 | $9,160 |
| (Overall Allocation 200.5100 (5%), 500.6110 (60%), 510.6210 (15%), 520.63 | | | | | | | | | | | | | | |
| Other | ---- | Other | $960 | $130 | | $30 | $10 | | | | | | $170 | $1,130 |
| | | | | | | | | 0 | <P-Single-H> | 0 | | | | |
| **TOTAL - 51100 SALARY-NON-BARGAINING (RND)** | | | **$50,600** | $7,080 | $0 | $1,510 | $730 | 0 | <P-Em/Ch-H> | 0 | $7,440 | $50 | $16,810 | $67,410 |
| **NOTES: (1) In 2012, New Position created called Public Works Director/** | | | | | | | | 0 | <P-Em/Sp-H> | 0 | | | | |
| | | | | | | | | 0 | <P-Family-H> | 0 | | | | |
| | | | | | | | | (*) Excluded in Totals, Prevously Counted. | | | | | | |
| **TOTAL - 6310 Sewer(WWT)/Collection System** | | | $50,600 | **$7,080** | **$0** | **$1,510** | **$730** | | | | **$7,440** | **$50** | **$16,810** | **$67,410** |



SPECIAL NOTE: Amounts listed herein are for Budget Purposes Only! Actual Wages and Benefits Paid are subject to Contracts, Ordinances, City Policies and City Council Approval.

| (A) | (B) | (C) | (D) | (E) | (F) | (G) | (H) | (I) | (J) | (K) | (L) | (M) |
|---|---|---|---|---|---|---|---|---|---|---|---|---|
| *REVISED AS OF 02-01-2017* | | | ORIGINAL | YEAR OF | CONTIN. | ORD./ | BASE | LONGEVITY | BASE | BASE | BASE | TOTAL |
| EMPLOYEE | EMP | EMPLOYEE | HIRE | ORIGINAL | YEARS IN | SCALE/ | RATE/ | *& OTHER* | ANNUAL | ANNUAL | LNGVTY./ | ANNUAL |
| POSITION / TITLE | NO. | NAME | DATE | ELTN/HIRE | SERVICE | STEP | HOUR | *BONUS PAYS* | HOURS | SALARY | & BONUS | SALARY |
| *(NOTE: 26 Pays Budgeted in 2017; TOTALS Rounded "RND" to Nearest $10.)* | | | | Current | | | | | 26 BI-WKL | | PER YEAR | |
| *( Increases based on Contracts, AFSCME 2.0%, Police 1Yr Ext. @ 2.5%)* | | | | Budget Year | | | | | PAYS IN | | | |
| *( Inc.Pending Contract Approval, Fire 2.5% 1Yr Ext, NB & App. Auth., +2.0%.)* | | | | 2017 | | | | | 2017 | H x J | I | K + L |
| **520 SEWER (WWT) REVENUE FUND** | | | | | | | | | | | | |
| **6311 SEWER(WWT)/CLEANING & IMP.(SSO & CSO)** | | | | | | | | | | | | |
| 51200 SALARY-AFSCME (Wages Set By Contract, 2.0% for 2017, 2.0% for 2018 and 1.0% for 2019) | | | | | | | | | | | | |
| SEWER & STREETS FOREMAN | 318 | EIS, ROGER A. | 09/14/1999 | 1999 | 18 | 656-D | $25.0900 | $2,655 | 2080 | $52,190 | $2,660 | $54,850 |
| SEWER COLL.SYS.TECH II | 260 | BALDWIN, TODD E. | 01/19/1998 | 1998 | 19 | C | $22.3600 | $2,862 | 2080 | $46,510 | $2,860 | $49,370 |
| STAND-BY PAY | | AFSCME-SERVICE | 01/01/20xx | | | Averaged Rate-> | $23.7250 | | 160 | $3,800 | $0 | $3,800 |
| Other | ---- | Other | 01/01/20xx | | | | | | | $2,040 | $0 | $2,040 |
| **TOTAL - 51200 SALARY-AFSCME (RND)** | | | | | | | | | | $104,540 | $5,520 | **$110,060** |
| 51201 SALARY-AFSCME-OVERTIME | | | | | | | | | | | | |
| PROJECTED OVERTIME ($) | | | 01/01/20xx | | | | | | | $4,500 | $0 | $4,500 |
| **TOTAL - 51201 SALARY-AFSCME-OT (RND)** | | | | | | | | | | $4,500 | $0 | **$4,500** |
| **TOTAL - 6311 Sewer(WWT)/Cleaning & Imp.(SSO & CSO)** | | | | | | | | | | $109,040 | $5,520 | $114,560 |
| **TOTAL 520 SEWER (WWT) REVENUE FUND** | | | | | | | | | | $609,720 | $21,670 | **$631,390** |
| | | | | | | | | | | | | ***$631,390*** |
| **560 SANITATION (REFUSE)REVENUE FUND** | | | | | | | | | | | | |
| **6400 SANITATION (REFUSE)/COLLECTION & DISPOSAL** | | | | | | | | | | | | |
| 51100 SALARY-NON-BARGAINING (Salary and Wages Set by City Council) | | | | | | | | | | | | |
| *PUBLIC WORKS DIR./ENG. (1)* | 482 | *LULFS, CHAD E.* | *01/03/2006* | *2006* | *11* | Ord.068-15 | *$52.3408* | *$2,531* | *2080* | *$108,870* | *$2,530* | *$111,400* |
| ALLOCATION of Position (22.5% TO 560.6400.51100) --> | | | **22.50%** | | | | | | | $24,500 | $570 | $25,070 |
| (Overall Allocation - 100.1700 (10.0%), 200.5100 (22.5%), 510.6210 (22.5%), 520.6310 (22.5%), and 560.6400 (22.5%)) | | | | | | | | | | | | |
| *OPERATIONS SUPERINTENDEN* | 81 | *RATHGE, JEFFREY H.* | *06/01/1992* | *1992* | *25* | *657-D* | *$33.6538* | *$3,605* | *2080* | *$70,000* | *$3,610* | *$73,610* |
| ALLOCATION of SERV.BLDG.SEC. (25% TO 560.6400.51100) --> | | | **25.00%** | | | | | | | $17,500 | $900 | $18,400 |
| (Overall Allocation 200.5100 (25%), 510.6210 (25%), 520.6310 (25%), and 560.6400 (25%)) | | | | | | | | | | | | |
| *SEN.SERV.BLDG.SECRETARY* | 71 | *MCCARTHY, KAREN L.* | *10/31/1988* | *1988* | *29* | *Ord.068-15* | *$18.7200* | *$2,170* | *2080* | *$38,940* | *$2,170* | *$41,110* |
| ALLOCATION of SERV.BLDG.SEC. (15% TO 560.6400.51100) --> | | | **5.00%** | | | | | | | $1,950 | $110 | $2,060 |
| (Overall Allocation 200.5100 (5%), 500.6110 (60%), 510.6210 (15%), 520.6310 (15%), and 560.6400 (5%)) | | | | | | | | | | | | |
| Other | ---- | Other | 01/01/20xx | | | | | | | $880 | $0 | $880 |
| **TOTAL - 51100 SALARY-NON-BARGAINING (RND)** | | | | | | | | | | $44,830 | $1,580 | **$46,410** |
| **NOTES: (1) In 2012, New Position created called Public Works Director/Engineer to be over Engineering, Operations, Water, Sewer and Sanitation Services.** | | | | | | | | | | | | |
| 51101 SALARY-NON-BARGAINING-OVERTIME | | | | | | | | | | | | |
| PROJECTED OVERTIME ($) | | | 01/01/20xx | | | | | | | $100 | $0 | $100 |
| **TOTAL - 51101 SALARY-NON-BARGAINING-OT (RND)** | | | | | | | | | | $100 | $0 | **$100** |



SPECIAL NOTE: Amounts listed herein are for Budget Purposes Only! Actual Wages and Benefits Paid are subject to Contracts, Ordinances, City Policies and City Council Approval.

| (A) | (B) | (C) | (M) | (N) | (O) | (P) | (Q) | (R) | (S) | (T) | (U) | (V) | (W) | (X) |
|---|---|---|---|---|---|---|---|---|---|---|---|---|---|---|
| *REVISED AS OF 02-01-2017* | | | TOTAL | 51500 & 51560 | 51530 & 51540 | 51600 | 51700 | 51710 HEALTH (Net City $-RND) | | | City Sh.PPO 0% | 51750 | | TOTAL |
| EMPLOYEE | EMP | EMPLOYEE | ANNUAL | PERS/ or | POLICE PEN. | WORKERS | MEDICARE | Plan Type | PPO (P) | HSA (H) | $0 | An.LIFE | TOTAL | SALARY & |
| POSITION / TITLE | NO. | NAME | SALARY | SOC.SEC. | *FIRE PEN.* | COMP. (Est.) | HD>04/01/86 | S-Single | $6,170 | $6,580 | $0 | INS. | BENEFITS | BENEFITS |
| *(NOTE: 26 Pays Budgeted in 2017; TOTALS Rounded "RND" to Nearest $1* | | | | 14.00% | 19.50% | 3.00% | 1.45% | EC-Em/Ch | $11,110 | $11,680 | City Sh.HSA-100% | $50 | <-Life Ins.-AFSCME & Fire | |
| *( Increases based on Contracts, AFSCME 2.0%, Police 1Yr Ext. @ 2* | | | | *6.20%* | *24.00%* | | 4/1/1986 | ES-Em/Sp | $12,350 | $12,750 | $1,200 | $70 | <-Life Ins.-Police & NB | |
| *( Inc.Pending Contract Approval, Fire 2.5% 1Yr Ext, NB & App. Auth.* | | | K + L | M x N% | M x O% | M x P% | M x Q% | F-Family | $18,520 | $18,130 | $2,000 | | N+O+P+Q+U+V | M + W |
| **520 SEWER (WWT) REVENUE FUND** | | | | | | | | | | | | | | |
| **6311 SEWER(WWT)/CLEANING & IMP.(SSO & CSO)** | | | | | | | | TYPE | PLAN $ | PD.DED.$ | 51710 | | | |
| 51200 SALARY-AFSCME (Wages Set By Contract, 2.0% for 2017, 2.0% for 2 | | | | | | | | | | | (S + T) | | | |
| SEWER & STREETS FOREMAN | 318 | EIS, ROGER A. | $54,850 | $7,680 | | $1,650 | $800 | EC | $11,110 | $0 | $11,110 | $50 | $21,290 | $76,140 |
| SEWER COLL.SYS.TECH II | 260 | BALDWIN, TODD E. | $49,370 | $6,910 | | $1,480 | $720 | F | $18,520 | $0 | $18,520 | $50 | $27,680 | $77,050 |
| STAND-BY PAY | | AFSCME-SERVICE | $3,800 | $530 | | $110 | $60 | | | | | | $700 | $4,500 |
| Other | ---- | Other | $2,040 | $290 | | $60 | $30 | | | | | | $380 | $2,420 |
| | | | | | | | | 0 | <P-Single-H> | 0 | | | | |
| TOTAL - 51200 SALARY-AFSCME (RND) | | | **$110,060** | $15,410 | $0 | $3,300 | $1,610 | 1 | <P-Em/Ch-H> | 0 | $29,630 | $100 | $50,050 | $160,110 |
| | | | | | | | | 0 | <P-Em/Sp-H> | 0 | | | | |
| | | | | | | | | 1 | <P-Family-H> | 0 | | | | |
| 51201 SALARY-AFSCME-OVERTIME | | | | | | | | | | | | | | |
| PROJECTED OVERTIME ($) | | | $4,500 | $630 | | $140 | $70 | | | | | | $840 | $5,340 |
| TOTAL - 51201 SALARY-AFSCME-OT (RND) | | | **$4,500** | $630 | $0 | $140 | $70 | | | | $0 | $0 | $840 | $5,340 |
| TOTAL - 6311 Sewer(WWT)/Cleaning & Imp.(SSO & CSO) | | | $114,560 | **$16,040** | **$0** | **$3,440** | **$1,680** | | | | **$29,630** | **$100** | **$50,890** | **$165,450** |
| | | | | | | | | | *TOTAL FOR FUND* | | | | | |
| TOTAL 520 SEWER (WWT) REVENUE FUND | | | **$631,390** | **$85,150** | **$0** | **$18,930** | **$8,340** | 0 | <P-Single-H> | 0 | $133,380 | $540 | $246,340 | $877,730 |
| | | | | | | | | 3 | <P-Em/Ch-H> | 0 | | | | |
| | | | ***$631,390*** | | | | | 3 | <P-Em/Sp-H> | 0 | | | ***$246,340*** | ***$877,730*** |
| | | | | | | | | 3 | <P-Family-H> | 0 | | | | |
| **560 SANITATION (REFUSE)REVENUE FUND** | | | | | | | | | | | | | | |
| **6400 SANITATION (REFUSE)/COLLECTION & DISPOSAL** | | | | | | | | TYPE | PLAN $ | PD.DED.$ | 51710 | | | |
| 51100 SALARY-NON-BARGAINING (Salary and Wages Set by City Council) | | | | | | | | | | | (S + T) | | | |
| *PUBLIC WORKS DIR./ENG. (1)* | 482 | *LULFS, CHAD E.* | *$111,400* | *$15,600* | | *$3,340* | *$1,620* | *EC* | *$11,110* | *$0* | *$11,110* | *$70* | *$31,740* | *$143,140* |
| ALLOCATION of Position (22.5% TO 560.6400.51100) --> | | | $25,070 | $3,510 | | $750 | $360 | EC (*) | $2,500 | $0 | $2,500 | $20 | $7,140 | $32,210 |
| (Overall Allocation - 100.1700 (10.0%), 200.5100 (22.5%), 510.6210 (22.5% | | | | | | | | | | | | | | |
| *OPERATIONS SUPERINTENDEN* | *81* | *RATHGE, JEFFREY H.* | *$73,610* | *$10,310* | | *$2,210* | *$1,070* | *ES* | *$12,350* | *$0* | *$12,350* | *$70* | *$26,010* | *$99,620* |
| ALLOCATION of SERV.BLDG.SEC. (25% TO 560.6400.51100) --> | | | $18,400 | $2,580 | | $550 | $270 | ES (*) | $3,090 | $0 | $3,090 | $20 | $6,510 | $24,910 |
| (Overall Allocation 200.5100 (25%), 510.6210 (25%), 520.6310 (25%), and 5 | | | | | | | | | | | | | | |
| *SEN.SERV.BLDG.SECRETARY* | *71* | *MCCARTHY, KAREN L.* | *$41,110* | *$5,760* | | *$1,230* | *$600* | *ES* | *$12,350* | *$0* | *$12,350* | *$70* | *$20,010* | *$61,120* |
| ALLOCATION of SERV.BLDG.SEC. (15% TO 560.6400.51100) --> | | | $2,060 | $290 | | $60 | $30 | ES (*) | $618 | $0 | $620 | $0 | $1,000 | $3,060 |
| (Overall Allocation 200.5100 (5%), 500.6110 (60%), 510.6210 (15%), 520.63 | | | | | | | | | | | | | | |
| Other | ---- | Other | $880 | $120 | | $30 | $10 | | | | | | $160 | $1,040 |
| | | | | | | | | 0 | <P-Single-H> | 0 | | | | |
| TOTAL - 51100 SALARY-NON-BARGAINING (RND) | | | **$46,410** | $6,500 | $0 | $1,390 | $670 | 0 | <P-Em/Ch-H> | 0 | $6,210 | $40 | $14,810 | $61,220 |
| **NOTES: (1) In 2012, New Position created called Public Works Director/** | | | | | | | | 1 | <P-Em/Sp-H> | 0 | | | | |
| | | | | | | | | 0 | <P-Family-H> | 0 | | | | |
| | | | | | | | | *(*) Excluded in Totals, Prevously Counted.* | | | | | | |
| 51101 SALARY-NON-BARGAINING-OVERTIME | | | | | | | | | | | | | | |
| PROJECTED OVERTIME ($) | | | $100 | $10 | | $0 | $0 | | | | | | $10 | $110 |
| TOTAL - 51101 SALARY-NON-BARGAINING-OT (RND) | | | **$100** | $10 | $0 | $0 | $0 | | | | $0 | $0 | $10 | $110 |



SPECIAL NOTE: Amounts listed herein are for Budget Purposes Only! Actual Wages and Benefits Paid are subject to Contracts, Ordinances, City Policies and City Council Approval.

| (A) | (B) | (C) | (D) | (E) | (F) | (G) | (H) | (I) | (J) | (K) | (L) | (M) |
|---|---|---|---|---|---|---|---|---|---|---|---|---|
| *REVISED AS OF 02-01-2017* | | | ORIGINAL | YEAR OF | CONTIN. | ORD./ | BASE | LONGEVITY | BASE | BASE | BASE | TOTAL |
| EMPLOYEE | EMP | EMPLOYEE | HIRE | ORIGINAL | YEARS IN | SCALE/ | RATE/ | *& OTHER* | ANNUAL | ANNUAL | LNGVTY./ | ANNUAL |
| POSITION / TITLE | NO. | NAME | DATE | ELTN/HIRE | SERVICE | STEP | HOUR | *BONUS PAYS* | HOURS | SALARY | & BONUS | SALARY |
| *(NOTE: 26 Pays Budgeted in 2017; TOTALS Rounded "RND" to Nearest $10.)* | | | | Current | | | | | 26 BI-WKL | | PER YEAR | |
| *( Increases based on Contracts, AFSCME 2.0%, Police 1Yr Ext. @ 2.5%)* | | | | Budget Year | | | | | PAYS IN | | | |
| *( Inc.Pending Contract Approval, Fire 2.5% 1Yr Ext, NB & App. Auth., +2.0%.)* | | | | 2017 | | | | | 2017 | H x J | I | K + L |
| **560 SANITATION (REFUSE)REVENUE FUND** | | | | | | | | | | | | |
| **6400 SANITATION (REFUSE)/COLLECTION & DISPOSAL - Continued** | | | | | | | | | | | | |
| 51200 SALARY-AFSCME (Wages Set By Contract, 2.0% for 2017, 2.0% for 2018 and 1.0% for 2019) | | | | | | | | | | | | |
| SANITATION FOREMAN | 613 | HUNTER, PERRY L. | 01/08/2007 | 2007 | 10 | D | $22.3100 | $1,125 | 2080 | $46,400 | $1,130 | $47,530 |
| SANITATION MSW II | 866 | BURKEY, BRADLEY | 03/21/2016 | 2016 | 1 | 625-B | $16.1800 | $0 | 2080 | $33,650 | $0 | $33,650 |
| Other | ---- | Other | 01/01/20xx | | | | | | | $1,610 | $0 | $1,610 |
| CCNO Court Workers *(1)* | | Workers Comp Allocation | | | | | | | | $0 | $0 | $0 |
| **TOTAL - 51200 SALARY-AFSCME (RND)** | | | | | | | | | | $81,660 | $1,130 | **$82,790** |
| **NOTES: (1) Workers Compensation includes $2 ,400 to cover CCNO Court Workers.** | | | | | | | | | | | | |
| 51201 SALARY-AFSCME-OVERTIME | | | | | | | | | | | | |
| PROJECTED OVERTIME ($) | | | 01/01/20xx | | | | | | | $3,500 | $0 | $3,500 |
| **TOTAL - 51201 SALARY-AFSCME-OT (RND)** | | | | | | | | | | $3,500 | $0 | **$3,500** |
| **TOTAL - 6400 Sanitation (Refuse)/Collection & Disposal** | | | | | | | | | | $130,090 | $2,710 | $132,800 |
| **6420 SANITATION(REFUSE)/RECYCLING PROGRAMS** | | | | | | | | | | | | |
| 51200 SALARY-AFSCME (Wages Set By Contract, 2.0% for 2017, 2.0% for 2018 and 1.0% for 2019) | | | | | | | | | | | | |
| RECYCLING FOREMAN | 365 | NYE, TERRY W. | 04/23/2001 | 2001 | 16 | 658-D | $20.2500 | $1,880 | 2080 | $42,120 | $1,880 | $44,000 |
| Other | ---- | Other | 01/01/20xx | | | | | | | $840 | $0 | $840 |
| CCNO Court Workers (1) | | Workers Comp Allocation | | | | | | | | $0 | $0 | $0 |
| **TOTAL - 51200 SALARY-AFSCME (RND)** | | | | | | | | | | $42,960 | $1,880 | **$44,840** |
| **NOTES: (1) Workers Compensation includes $500 to cover CCNO Court Workers.** | | | | | | | | | | | | |
| 51201 SALARY-AFSCME-OVERTIME | | | | | | | | | | | | |
| PROJECTED OVERTIME ($) | | | 01/01/20xx | | | | | | | $4,500 | $0 | $4,500 |
| **TOTAL - 51201 SALARY-AFSCME-OT (RND)** | | | | | | | | | | $4,500 | $0 | **$4,500** |
| **TOTAL - 6420 Sanitation (Refuse)/Recycling Programs** | | | | | | | | | | $47,460 | $1,880 | $49,340 |
| **TOTAL 560 SANITATION (REFUSE) REVENUE FUND** | | | | | | | | | | $177,550 | $4,590 | **$182,140** |
| | | | | | | | | | | | | ***$182,140*** |
| **600 CENTRAL ROTARY CHARGES FUND** | | | | | | | | | | | | |
| **5200 SERVICE/CENTRAL GARAGE** | | | | | | | | | | | | |
| 51200 SALARY-AFSCME (Wages Set By Contract, 2.0% for 2017, 2.0% for 2018 and 1.0% for 2019) | | | | | | | | | | | | |
| HEAD MECHANIC | 64 | KUHLMAN, TONY A. | 01/02/1990 | 1990 | 27 | 320-D | $25.0900 | $3,315 | 2080 | $52,190 | $3,320 | $55,510 |
| AUTO MECHANIC | 699 | MILLER, NATHAN A. | 01/25/2010 | 2010 | 7 | 315-D | $21.1200 | $853 | 2080 | $43,930 | $850 | $44,780 |
| STAND-BY PAY | | AFSCME-SERVICE | 01/01/20xx | | | Averaged Rate-> | $23.1050 | | 160 | $3,700 | $0 | $3,700 |
| Other | ---- | Other | 01/01/20xx | | | | | | | $1,990 | $0 | $1,990 |
| **TOTAL - 51200 SALARY-AFSCME (RND)** | | | | | | | | | | $101,810 | $4,170 | **$105,980** |



SPECIAL NOTE: Amounts listed herein are for Budget Purposes Only! Actual Wages and Benefits Paid are subject to Contracts, Ordinances, City Policies and City Council Approval.

| (A) | (B) | (C) | (M) | (N) | (O) | (P) | (Q) | (R) | (S) | (T) | (U) | (V) | (W) | (X) |
|---|---|---|---|---|---|---|---|---|---|---|---|---|---|---|
| *REVISED AS OF 02-01-2017* | | | TOTAL | 51500 & 51560 | 51530 & 51540 | 51600 | 51700 | 51710 HEALTH (Net City $-RND) | | | City Sh.PPO 0% | 51750 | | TOTAL |
| EMPLOYEE | EMP | EMPLOYEE | ANNUAL | PERS/ or | POLICE PEN. | WORKERS | MEDICARE | Plan Type | PPO (P) | HSA (H) | $0 | An.LIFE | TOTAL | SALARY & |
| POSITION / TITLE | NO. | NAME | SALARY | SOC.SEC. | FIRE PEN. | COMP. (Est.) | HD>04/01/86 | S-Single | $6,170 | $6,580 | $0 | INS. | BENEFITS | BENEFITS |
| (NOTE: 26 Pays Budgeted in 2017; TOTALS Rounded "RND" to Nearest $1 | | | | 14.00% | 19.50% | 3.00% | 1.45% | EC-Em/Ch | $11,110 | $11,680 | City Sh.HSA-100% | $50 | <-Life Ins.-AFSCME & Fire | |
| ( Increases based on Contracts, AFSCME 2.0%, Police 1Yr Ext. @ 2. | | | | 6.20% | 24.00% | | 4/1/1986 | ES-Em/Sp | $12,350 | $12,750 | $1,200 | $70 | <-Life Ins.-Police & NB | |
| ( Inc.Pending Contract Approval, Fire 2.5% 1Yr Ext, NB & App. Auth. | | | K + L | M x N% | M x O% | M x P% | M x Q% | F-Family | $18,520 | $18,130 | $2,000 | | N+O+P+Q+U+V | M + W |
| **560 SANITATION (REFUSE)REVENUE FUND** | | | | | | | | | | | | | | |
| **6400 SANITATION (REFUSE)/COLLECTION & DISPOSAL - Continued** | | | | | | | | | | | | | | |
| | | | | | | | | TYPE | PLAN $ | PD.DED.$ | 51710 | | | |
| 51200 SALARY-AFSCME (Wages Set By Contract, 2.0% for 2017, 2.0% for | | | | | | | | | | | (S + T) | | | |
| SANITATION FOREMAN | 613 | HUNTER, PERRY L. | $47,530 | $6,650 | | $1,430 | $690 | F | $18,520 | $0 | $18,520 | $50 | $27,340 | $74,870 |
| SANITATION MSW II | 866 | BURKEY, BRADLEY | $33,650 | $4,710 | | $1,010 | $490 | F | $18,520 | $0 | $18,520 | $50 | $24,780 | $58,430 |
| Other | ---- | Other | $1,610 | $230 | | $50 | $20 | | | | | | $300 | $1,910 |
| CCNO Court Workers *(1)* | | Workers Comp Allocation | $0 | $0 | | $2,400 | $0 | | | | | | $2,400 | $2,400 |
| | | | | | | | | 0 | <P-Single-H> | 0 | | | | |
| **TOTAL - 51200 SALARY-AFSCME (RND)** | | | **$82,790** | $11,590 | $0 | $4,890 | $1,200 | 0 | <P-Em/Ch-H> | 0 | $37,040 | $100 | $54,820 | $137,610 |
| **NOTES: (1) Workers Compensation includes $2 ,400 to cover CCNO Co** | | | | | | | | 0 | <P-Em/Sp-H> | 0 | | | | |
| | | | | | | | | 2 | <P-Family-H> | 0 | | | | |
| 51201 SALARY-AFSCME-OVERTIME | | | | | | | | | | | | | | |
| PROJECTED OVERTIME ($) | | | $3,500 | $490 | | $110 | $50 | | | | | | $650 | $4,150 |
| **TOTAL - 51201 SALARY-AFSCME-OT (RND)** | | | **$3,500** | $490 | $0 | $110 | $50 | | | | $0 | $0 | $650 | $4,150 |
| **TOTAL - 6400 Sanitation (Refuse)/Collection & Disposal** | | | $132,800 | **$18,590** | **$0** | **$6,390** | **$1,920** | | | | **$43,250** | **$140** | **$70,290** | **$203,090** |
| **6420 SANITATION(REFUSE)/RECYCLING PROGRAMS** | | | | | | | | TYPE | PLAN $ | PD.DED.$ | 51710 | | | |
| 51200 SALARY-AFSCME (Wages Set By Contract, 2.0% for 2017, 2.0% for | | | | | | | | | | | (S + T) | | | |
| RECYCLING FOREMAN | 365 | NYE, TERRY W. | $44,000 | $6,160 | | $1,320 | $640 | F | $18,520 | $0 | $18,520 | $50 | $26,690 | $70,690 |
| Other | ---- | Other | $840 | $120 | | $30 | $10 | | | | | | $160 | $1,000 |
| CCNO Court Workers (1) | | Workers Comp Allocation | $0 | $0 | | $500 | $0 | | | | | | $500 | $500 |
| | | | | | | | | 0 | <P-Single-H> | 0 | | | | |
| **TOTAL - 51200 SALARY-AFSCME (RND)** | | | **$44,840** | $6,280 | $0 | $1,850 | $650 | 0 | <P-Em/Ch-H> | 0 | $18,520 | $50 | $27,350 | $72,190 |
| **NOTES: (1) Workers Compensation includes $500 to cover CCNO Court** | | | | | | | | 0 | <P-Em/Sp-H> | 0 | | | | |
| | | | | | | | | 1 | <P-Family-H> | 0 | | | | |
| 51201 SALARY-AFSCME-OVERTIME | | | | | | | | | | | | | | |
| PROJECTED OVERTIME ($) | | | $4,500 | $630 | | $140 | $70 | | | | | | $840 | $5,340 |
| **TOTAL - 51201 SALARY-AFSCME-OT (RND)** | | | **$4,500** | $630 | $0 | $140 | $70 | | | | $0 | $0 | $840 | $5,340 |
| **TOTAL - 6420 Sanitation (Refuse)/Recycling Programs** | | | $49,340 | **$6,910** | **$0** | **$1,990** | **$720** | | | | **$18,520** | **$50** | **$28,190** | **$77,530** |
| | | | | | | | | | *TOTAL FOR FUND* | | | | | |
| **TOTAL 560 SANITATION (REFUSE) REVENUE FUND** | | | $182,140 | $25,500 | $0 | $8,380 | $2,640 | 0 | <P-Single-H> | 0 | $61,770 | $190 | $98,480 | $280,620 |
| | | | | | | | | 0 | <P-Em/Ch-H> | 0 | | | | |
| | | | *$182,140* | | | | | 0 | <P-Em/Sp-H> | 0 | | | | |
| | | | | | | | | 3 | <P-Family-H> | 0 | | | *$98,480* | *$280,620* |
| **600 CENTRAL ROTARY CHARGES FUND** | | | | | | | | | | | | | | |
| **5200 SERVICE/CENTRAL GARAGE** | | | | | | | | TYPE | PLAN $ | PD.DED.$ | 51710 | | | |
| 51200 SALARY-AFSCME (Wages Set By Contract, 2.0% for 2017, 2.0% for | | | | | | | | | | | (S + T) | | | |
| HEAD MECHANIC | 64 | KUHLMAN, TONY A. | $55,510 | $7,770 | | $1,670 | $800 | F | $18,520 | $0 | $18,520 | $50 | $28,810 | $84,320 |
| AUTO MECHANIC | 699 | MILLER, NATHAN A. | $44,780 | $6,270 | | $1,340 | $650 | F | $18,520 | $0 | $18,520 | $50 | $26,830 | $71,610 |
| STAND-BY PAY | | AFSCME-SERVICE | $3,700 | $520 | | $110 | $50 | | | | | | $680 | $4,380 |
| Other | ---- | Other | $1,990 | $280 | | $60 | $30 | | | | | | $370 | $2,360 |
| | | | | | | | | 0 | <P-Single-H> | 0 | | | | |
| **TOTAL - 51200 SALARY-AFSCME (RND)** | | | **$105,980** | $14,840 | $0 | $3,180 | $1,530 | 0 | <P-Em/Ch-H> | 0 | $37,040 | $100 | $56,690 | $162,670 |
| | | | | | | | | 0 | <P-Em/Sp-H> | 0 | | | | |
| | | | | | | | | 2 | <P-Family-H> | 0 | | | | |



SPECIAL NOTE: Amounts listed herein are for Budget Purposes Only! Actual Wages and Benefits Paid are subject to Contracts, Ordinances, City Policies and City Council Approval.

| (A) | (B) | (C) | (D) | (E) | (F) | (G) | (H) | (I) | (J) | (K) | (L) | (M) |
|---|---|---|---|---|---|---|---|---|---|---|---|---|
| *REVISED AS OF 02-01-2017* | | | ORIGINAL | YEAR OF | CONTIN. | ORD./ | BASE | LONGEVITY | BASE | BASE | BASE | TOTAL |
| EMPLOYEE | EMP | EMPLOYEE | HIRE | ORIGINAL | YEARS IN | SCALE/ | RATE/ | *& OTHER* | ANNUAL | ANNUAL | LNGVTY./ | ANNUAL |
| POSITION / TITLE | NO. | NAME | DATE | ELTN/HIRE | SERVICE | STEP | HOUR | *BONUS PAYS* | HOURS | SALARY | & BONUS | SALARY |
| *(NOTE: 26 Pays Budgeted in 2017; TOTALS Rounded "RND" to Nearest $10.)* | | | | Current | | | | | 26 BI-WKL | | PER YEAR | |
| *( Increases based on Contracts, AFSCME 2.0%, Police 1Yr Ext. @ 2.5%)* | | | | Budget Year | | | | | PAYS IN | | | |
| *( Inc.Pending Contract Approval, Fire 2.5% 1Yr Ext, NB & App. Auth., +2.0%.)* | | | | 2017 | | | | | 2017 | H x J | I | K + L |
| **600 CENTRAL ROTARY CHARGES FUND** | | | | | | | | | | | | |
| **5200 SERVICE/CENTRAL GARAGE - Continued** | | | | | | | | | | | | |
| 51201 SALARY-AFSCME-OVERTIME | | | | | | | | | | | | |
| PROJECTED OVERTIME ($) | | | 01/01/20xx | | | | | | | $5,000 | $0 | $5,000 |
| **TOTAL - 51201 SALARY-AFSCME-OT (RND)** | | | | | | | | | | $5,000 | $0 | **$5,000** |
| **TOTAL - 5200 Service/Central Garage** | | | | | | | | | | $106,810 | $4,170 | $110,980 |
| **TOTAL 600 CENTRAL ROTARY CHARGES FUND** | | | | | | | | | | $106,810 | $4,170 | **$110,980** |
| | | | | | | | | | | | | ***$110,980*** |
| **GRAND TOTAL - ALL FUNDS (As Revised 02-01-2017)** | | | | | | | | | | $6,840,240 | $140,610 | **$6,980,850** |
| | | | | | | | | | | | | ***$6,980,850*** |





SPECIAL NOTE: Amounts listed herein are for Budget Purposes Only! Actual Wages and Benefits Paid are subject to Contracts, Ordinances, City Policies and City Council Approval.

| (A) | (B) | (C) | (M) | (N) | (O) | (P) | (Q) | (R) | (S) | (T) | (U) | (V) | (W) | (X) |
|---|---|---|---|---|---|---|---|---|---|---|---|---|---|---|
| *REVISED AS OF 02-01-2017* | | | TOTAL | 51500 & 51560 | 51530 & 51540 | 51600 | 51700 | 51710 HEALTH (Net City $-RND) | | | City Sh.PPO 0% | 51750 | | TOTAL |
| EMPLOYEE | EMP | EMPLOYEE | ANNUAL | PERS/ or | POLICE PEN. | WORKERS | MEDICARE | Plan Type | PPO (P) | HSA (H) | $0 | An.LIFE | TOTAL | SALARY & |
| POSITION / TITLE | NO. | NAME | SALARY | *SOC.SEC.* | *FIRE PEN.* | COMP. (Est.) | HD>04/01/86 | S-Single | $6,170 | $6,580 | $0 | INS. | BENEFITS | BENEFITS |
| *(NOTE: 26 Pays Budgeted in 2017; TOTALS Rounded "RND" to Nearest $1* | | | | 14.00% | 19.50% | 3.00% | 1.45% | EC-Em/Ch | $11,110 | $11,680 | City Sh.HSA-100% | $50 | <-Life Ins.-AFSCME & Fire | |
| *( Increases based on Contracts, AFSCME 2.0%, Police 1Yr Ext. @ 2.* | | | | *6.20%* | *24.00%* | | 4/1/1986 | ES-Em/Sp | $12,350 | $12,750 | $1,200 | $70 | <-Life Ins.-Police & NB | |
| *( Inc.Pending Contract Approval, Fire 2.5% 1Yr Ext, NB & App. Auth.* | | | K + L | M x N% | M x O% | M x P% | M x Q% | F-Family | $18,520 | $18,130 | $2,000 | | N+O+P+Q+U+V | M + W |
| **600 CENTRAL ROTARY CHARGES FUND** | | | | | | | | | | | | | | |
| **5200 SERVICE/CENTRAL GARAGE - Continued** | | | | | | | | | | | | | | |
| 51201 SALARY-AFSCME-OVERTIME | | | | | | | | | | | | | | |
| PROJECTED OVERTIME ($) | | | $5,000 | $700 | | $150 | $70 | | | | | | $920 | $5,920 |
| TOTAL - 51201 SALARY-AFSCME-OT (RND) | | | **$5,000** | $700 | $0 | $150 | $70 | | | | $0 | $0 | $920 | $5,920 |
| TOTAL - 5200 Service/Central Garage | | | $110,980 | **$15,540** | **$0** | **$3,330** | **$1,600** | | | | **$37,040** | **$100** | **$57,610** | **$168,590** |
| | | | | | | | | | *TOTAL FOR FUND* | | | | | |
| TOTAL 600 CENTRAL ROTARY CHARGES FUND | | | $110,980 | $15,540 | $0 | $3,330 | $1,600 | 0 | *<P-Single-H>* | 0 | $37,040 | $100 | $57,610 | $168,590 |
| | | | | | | | | 0 | *<P-Em/Ch-H>* | 0 | | | | |
| | | | *$110,980* | | | | | 0 | *<P-Em/Sp-H>* | 0 | | | | |
| | | | | | | | | 2 | *<P-Family-H>* | 0 | | | *$57,610* | *$168,590* |
| | | | | | | | | | *TOTAL - ALL FUNDS* | | | | | |
| GRAND TOTAL - ALL FUNDS (As Revised 02-01-2017) | | | $6,980,850 | $737,390 | $316,890 | $214,360 | $95,890 | 15 | *<P-Single-H>* | 3 | $1,462,420 | $6,920 | $2,833,870 | $9,814,720 |
| | | | | | | | | 23 | *<P-Em/Ch-H>* | 1 | | | | |
| | | | *$6,980,850* | | | | | 18 | *<P-Em/Sp-H>* | 0 | | | *$2,833,870* | *$9,814,720* |
| | | | | | | | | 47 | *<P-Family-H>* | 0 | | | | |
| | | | | | | | | 103 | | 4 | | | | |
| | | | | | | | | | 107 | | | | | |





SPECIAL NOTE: Amounts listed herein are for Budget Purposes Only! Actual Wages and Benefits Paid are subject to Contracts, Ordinances, City Policies and City Council Approval.

TAB

**Detailed Revenues by Account, Income Tax & Reimb. Summary**

| =ACCOUNT NUM.#= FUND-DEPT-ACCNT | FUND SOURCE, REVENUE / RECEIPT ACCOUNTS ACCOUNT DESCRIPTION | 2014 ACTUAL RECEIPTS | 2015 ACTUAL RECEIPTS | 2016 ACTUAL RECEIPTS | 2017 BUDGETED REVENUES | 2017 $ $ INC/(DEC) 17Est-16Pro | 2017 % % INC/(DEC) 17In.Dc/16Pro |
|---|---|---|---|---|---|---|---|
| | **100 GENERAL FUND** | | | | | | |
| 100.0000.41400 | Real Estate Tax | 250,866 | 251,457 | 246,939 | **245,080** | -1,859 | -0.75% |
| 100.0000.41410 | Trailer Tax | 1,938 | 2,450 | 1,594 | **2,820** | 1,226 | 76.91% |
| 100.0000.41420 | Rollback Tax-State | 21,619 | 20,892 | 20,859 | **19,710** | -1,149 | -5.51% |
| 100.0000.41430 | Homestead Tax-State | 12,495 | 12,229 | 11,875 | **11,270** | -605 | -5.09% |
| 100.0000.41440 | 2.5% Tax-State | 3,949 | 3,804 | 3,799 | **2,820** | -979 | -25.77% |
| 100.0000.41450 | Personal Property Tax (1) | 0 | 0 | 0 | **0** | 0 | 0.00% |
| 100.0000.41451 | Commerical Activity Tax - CAT | 2,116 | 2,174 | 2,161 | **2,000** | -161 | -7.45% |
| 100.0000.41500 | Local Franchise Fees-Cable TV | 53,859 | 54,447 | 55,860 | **53,000** | -2,860 | -5.12% |
| 100.0000.41600 | Gas/Electric Dereg.Settlement Pmt. | 0 | 0 | 0 | **0** | 0 | 0.00% |
| 100.0000.42010 | Local Government Fund-State (2) | 22,409 | 17,609 | 17,941 | **7,500** | -10,441 | -58.20% |
| 100.0000.42020 | Local Government Fund-County (2) | 171,570 | 171,570 | 172,212 | **169,290** | -2,922 | -1.70% |
| 100.0000.42030 | Local Govt. Fund-St.Rev. Assit. (2) | 0 | 0 | 0 | **0** | 0 | 0.00% |
| 100.0000.42100 | Estate Tax (3) | 2,446 | 0 | 241 | **0** | -241 | -100.00% |
| 100.0000.42200 | Cigarette Tax | 1,500 | 1,625 | 334 | **300** | -34 | -10.18% |
| 100.0000.42300 | Liquor & Beer Licenses | 11,258 | 9,960 | 13,198 | **9,000** | -4,198 | -31.81% |
| 100.0000.42350 | Pawn Broker Licences-State | 300 | 0 | 300 | **0** | -300 | -100.00% |
| 100.0000.42700 | State Board of Building Standards | 59 | 75 | 64 | **50** | -14 | -21.88% |
| 100.0000.43200 | County Cntd.Receipts (MIS Serv.) | 0 | 0 | 0 | **0** | 0 | 0.00% |
| 100.1520.43300 | HCWSB-Contracted Billing Services | 3,435 | 3,459 | 2,304 | **2,000** | -304 | -13.19% |
| 100.2200.44000 | Fire Protection-Contracts | 249,774 | 230,403 | 262,812 | **265,000** | 2,188 | 0.83% |
| 100.1700.44020 | Charges-Plan Review & Inspection | 600 | 200 | 1,174 | **0** | -1,174 | -100.00% |
| 100.3100.44025 | Contracted-Building Inspections | 0 | 0 | 6,800 | **0** | -6,800 | -100.00% |
| 100.4700.44030 | Cemetery-Lot Sales | 6,288 | 5,280 | 3,020 | **3,000** | -20 | -0.66% |
| 100.4700.44031 | Cemetery-Grave Openings & Closings | 12,380 | 17,385 | 11,025 | **10,000** | -1,025 | -9.30% |
| 100.2100.44041 | Charges-Officer Costs | 0 | 5 | 759 | **0** | -759 | -100.00% |
| 100.0000.44043 | Charges-Copies and Prints | 287 | 312 | 328 | **150** | -178 | -54.27% |
| 100.2200.44350 | Donations-Fire | 175 | 705 | 225 | **0** | -225 | -100.00% |
| 100.2100.44351 | Donations-Police | 0 | 0 | 0 | **0** | 0 | 0.00% |
| 100.2100.45000 | Court-Fines | 43,727 | 33,454 | 48,977 | **40,000** | -8,977 | -18.33% |
| 100.2100.45010 | Court-Costs | 153,620 | 133,608 | 141,286 | **145,000** | 3,714 | 2.63% |
| 100.2100.45100 | Police-Parking Fines | 710 | 490 | 829 | **300** | -529 | -63.81% |
| 100.0000.46010 | Licenses-Amusement Vendors | 3,630 | 1,830 | 270 | **1,500** | 1,230 | 455.56% |
| 100.0000.46020 | Licenses-Bicycle | 2 | 5 | 4 | **0** | -4 | -100.00% |
| 100.3100.46040 | Licenses-Contractor | 4,300 | 4,325 | 2,375 | **2,500** | 125 | 5.26% |
| 100.3100.46510 | Building Permits | 5,931 | 7,427 | 6,313 | **5,000** | -1,313 | -20.80% |
| 100.3100.46610 | Sign Permits | 405 | 379 | 380 | **200** | -180 | -47.37% |
| 100.3100.46690 | Other Permits | 2,125 | 2,320 | 3,025 | **2,000** | -1,025 | -33.88% |
| 100.0000.47000 | General-Miscellaneous Revenues | 14,733 | 26,376 | 13,049 | **10,000** | -3,049 | -23.37% |
| 100.0000.47001 | General-Miscellaneous O-S | 0 | 100 | 0 | **0** | 0 | 0.00% |
| 100.2200.47010 | Fire-Miscellaneous | 7,361 | 8,690 | 10,613 | **2,500** | -8,113 | -76.44% |
| 100.2100.47020 | Police-Miscellaneous | 1,716 | 495 | 2,693 | **1,000** | -1,693 | -62.87% |
| 100.0000.47200 | Interest Earnings | 27,591 | 50,487 | 76,952 | **79,090** | 2,138 | 2.78% |
| 100.0000.49000 | Sale of Assets | 17,289 | 17,591 | 23,755 | **0** | -23,755 | -100.00% |
| 100.0000.49500 | Reimb.-External (Court & Prosecutor) | 105,199 | 106,033 | 106,461 | **118,250** | 11,789 | 11.07% |
| 100.0000.49600 | Reimbursements-Internal | 1,945,522 | 1,920,432 | 1,870,631 | **2,355,210** | 484,579 | 25.90% |
| 100.0000.49650 | Reimbursements-City Utilities | 131,556 | 126,719 | 140,317 | **152,400** | 12,083 | 8.61% |
| 100.0000.49900 | Transfers-In (Various Funds) | 66,400 | 65,576 | 62,199 | **54,000** | -8,199 | -13.18% |
| 100.0000.49910 | Transfers-In (Income Tax Fund) | 1,978,159 | 2,093,960 | 2,436,115 | **2,166,270** | -269,845 | -11.08% |
| 100.0000.49950 | Transfers-In (kWH Tax Inside City) | 330,723 | 338,471 | 329,055 | **309,500** | -19,555 | -5.94% |
| ***** TOTAL - 100 GENERAL FUND** | | **5,670,022** | **5,744,809** | **6,111,123** | **6,247,710** | **136,587** | **2.24%** |

**NOTES: (1) Personal Property Tax eliminated by the State of Ohio starting in 2012.**
**(2) Local Government Fund- Estimates reflect Reductions made by the State of Ohio.**
**(3) Estate Tax - Estimates reflect elimination of this source by the State of Ohio.**

| (1) | **101 GENERAL FUND RESERVE BALANCE FUND** | | | | | | |
|---|---|---|---|---|---|---|---|
| 101.0000.49900 | Transfers-In (Various Funds) | 60,000 | 0 | 0 | **0** | 0 | 0.00% |
| ***** TOTAL - 101 GEN.FD.-RESERVE BALANCE FUND** | | **60,000** | **0** | **0** | **0** | **0** | **0.00%** |

**NOTES: (1) General Fund Reserve Balance Fund established by City Council to Pre-Fund or Set Aside funds for undefined items.**
**Funded from identified excess balances in the 100 General Fund. This is a 100 General Fund Equivalent.**

| =ACCOUNT NUM.#= FUND-DEPT-ACCNT | FUND SOURCE, REVENUE / RECEIPT ACCOUNTS ACCOUNT DESCRIPTION | 2014 ACTUAL RECEIPTS | 2015 ACTUAL RECEIPTS | 2016 ACTUAL RECEIPTS | 2017 BUDGETED REVENUES | 2017 $ $ INC/(DEC) 17Est-16Pro | 2017 % % INC/(DEC) 17In.Dc/16Pro |
|---|---|---|---|---|---|---|---|
| | **123 SPECIAL EVENTS FUND** | | | | | | |
| 123.0000.49900 | Transfers-In (Various Funds) | 11,500 | 5,800 | 11,500 | **11,500** | 0 | 0.00% |
| 123.0000.49920 | Transfer-In (Reclassify Fund No.) | 0 | 0 | 0 | **0** | 0 | 0.00% |
| *** TOTAL - 123 SPECIAL EVENTS FUND (223) | | **11,500** | **5,800** | **11,500** | **11,500** | **0** | **0.00%** |
| (1) | **130 ECONOMIC DEVELOPMENT FUND** | | | | | | |
| 130.0000.47000 | General-Miscellaneous Revenues | 0 | 0 | 41 | **0** | -41 | -100.00% |
| 130.0000.49000 | Sale of Assets | 0 | 0 | 10,000 | **0** | | |
| 130.0000.49900 | Transfers-In (Various Funds) | 26,960 | 40,000 | 32,610 | **29,790** | -2,820 | -8.65% |
| *** TOTAL - 130 ECONOMIC DEVELOPMENT FUND | | **26,960** | **40,000** | **42,651** | **29,790** | **-12,861** | **-30.15%** |
| NOTES: (1) Starting in 2014 all CIC Payments subsidized directly from the 100 General Fund. | | | | | | | |
| | **147 UNCLAIMED MONIES FUND** | | | | | | |
| 147.0000.47000 | General-Miscellaneous Revenues | 2,403 | 1,463 | 1,814 | **1,000** | -814 | -44.87% |
| *** TOTAL - 147 UNCLAIMED MONIES FD. | | **2,403** | **1,463** | **1,814** | **1,000** | **-814** | **-44.87%** |
| | **170 MUNICIPAL INCOME TAX FUND** | | | | | | |
| 170.0000.41010 | Income Tax-Withholdings (1%-GF & CIP) | 1,923,618 | 2,014,654 | 2,248,211 | **2,044,060** | -204,151 | -9.08% |
| 170.0000.41020 | Income Tax-Individuals (1%-GF & CIP) | 375,776 | 406,453 | 486,227 | **429,590** | -56,637 | -11.65% |
| 170.0000.41030 | Income Tax-Business (1%-GF & CIP) | 374,232 | 405,563 | 538,625 | **459,830** | -78,795 | -14.63% |
| 170.0000.41040 | Income Tax-Withholdings (.2%-Rec) | 384,724 | 402,931 | 449,642 | **408,690** | -40,952 | -9.11% |
| 170.0000.41050 | Income Tax-Indivuduals (.2%-Rec) | 75,152 | 81,287 | 97,241 | **85,890** | -11,351 | -11.67% |
| 170.0000.41060 | Income Tax-Business (.2%-Rec) | 74,846 | 81,113 | 107,725 | **91,940** | -15,785 | -14.65% |
| 170.0000.41070 | Income Tax-Withholdings (.3%-GF & CIP) | 577,086 | 604,266 | 674,463 | **613,190** | -61,273 | -9.08% |
| 170.0000.41080 | Income Tax-Indivuduals (.3%-GF & CIP) | 104,867 | 115,980 | 142,976 | **128,870** | -14,106 | -9.87% |
| 170.0000.41090 | Income Tax-Business (.3%-GF & CIP) | 112,270 | 121,669 | 161,588 | **137,940** | -23,648 | -14.63% |
| 170.0000.47000 | General-Miscellaneous Revenues | 0 | 0 | 0 | **0** | 0 | 0.00% |
| *** TOTAL - 170 MUN.INCOME TAX FUND | | **4,002,571** | **4,233,916** | **4,906,698** | **4,400,000** | **-506,698** | **-10.33%** |
| (1) | **180 KWH TAX COLLECTION (GF) FUND** | | | | | | |
| 180.0000.49900 | Transfer-In (Various Funds) | 512,414 | 520,952 | 515,950 | **519,000** | 3,050 | 0.59% |
| *** TOTAL - 180 kWH TAX COLL.(GF) FUND | | **512,414** | **520,952** | **515,950** | **519,000** | **3,050** | **0.59%** |
| NOTES: (1) Fund established as a 100 GF Equivalent to reflect the Net kWH Tax Expensed & Transfered-to GF from 500 Electric Fund. | | | | | | | |
| | **195 LAW LIBRARY FUND** | | | | | | |
| 195.0000.45200 | Highway Patrol Fines | 29,125 | 21,623 | 33,010 | **22,000** | -11,010 | -33.35% |
| *** TOTAL - 195 LAW LIBRARY FUND | | **29,125** | **21,623** | **33,010** | **22,000** | **-11,010** | **-33.35%** |
| | **200 STREET (SCM&R) FUND** | | | | | | |
| 200.0000.42400 | Motor Vehicle License Fees | 83,164 | 80,824 | 81,308 | **75,000** | -6,308 | -7.76% |
| 200.0000.42500 | Gasoline Taxes | 301,124 | 303,257 | 288,222 | **290,000** | 1,778 | 0.62% |
| 200.0000.47000 | General Miscellaneous Revenues | 6,353 | 10,110 | 2,071 | **1,700** | -371 | -17.91% |
| 200.0000.47200 | Interest Earnings | 666 | 832 | 1,335 | **1,240** | -95 | -7.12% |
| 200.0000.49600 | Reimbursements-Internal | 23,086 | 26,264 | 23,642 | **27,380** | 3,738 | 15.81% |
| 200.0000.49650 | Reimbursements-City Utilities | 5,867 | 3,980 | 3,978 | **7,500** | 3,522 | 88.54% |
| 200.0000.49900 | Transfers-In (Various Funds) | 0 | 0 | 0 | **30,020** | 30,020 | 100.00% |
| *** TOTAL - 200 STREET (SCMR) FUND | | **420,260** | **425,267** | **400,556** | **432,840** | **32,284** | **8.06%** |

| =ACCOUNT NUM.#= FUND-DEPT-ACCNT | FUND SOURCE, REVENUE / RECEIPT ACCOUNTS ACCOUNT DESCRIPTION | 2014 ACTUAL RECEIPTS | 2015 ACTUAL RECEIPTS | 2016 ACTUAL RECEIPTS | 2017 BUDGETED REVENUES | 2017 $ $ INC/(DEC) 17Est-16Pro | 2017 % % INC/(DEC) 17In.Dc/16Pro |
|---|---|---|---|---|---|---|---|
| | **201 STATE HIGHWAY FUND** | | | | | | |
| 201.0000.42400 | Motor Vehicle License Fees | 6,743 | 6,553 | 6,593 | **6,000** | -593 | -8.99% |
| 201.0000.42500 | Gasoline Taxes | 24,416 | 24,589 | 23,369 | **24,000** | 631 | 2.70% |
| 201.0000.47200 | Interest Earnings | 87 | 102 | 129 | **40** | -89 | -68.99% |
| *** TOTAL - 201 ST.HIGHWAY IMP.FUND | | **31,246** | **31,244** | **30,091** | **30,040** | **-51** | **-0.17%** |
| | **202 MUNICIPAL M.V. TAX (50%) FUND** | | | | | | |
| 202.0000.42400 | Motor Vehicle License Fees | 26,025 | 22,741 | 22,927 | **22,000** | -927 | -4.04% |
| 202.0000.47200 | Interest Earnings | 180 | 258 | 371 | **390** | 19 | 5.12% |
| *** TOTAL - 202 MUN. 50% MV LT. FUND | | **26,205** | **22,999** | **23,298** | **22,390** | **-908** | **-3.90%** |
| | **203 MUNICIPAL M.V. TAX (100%) FUND** | | | | | | |
| 203.0000.42400 | Motor Vehicle License Fees | 40,016 | 45,483 | 45,856 | **40,000** | -5,856 | -12.77% |
| 203.0000.47200 | Interest Earnings | 1,611 | 2,561 | 3,399 | **3,420** | 21 | 0.62% |
| *** TOTAL - 203 MUN. 100% MV LT. FUND | | **41,627** | **48,044** | **49,255** | **43,420** | **-5,835** | **-11.85%** |
| | **204 COUNTY MV LIC. PERM. TAX FUND** | | | | | | |
| 204.0000.42400 | Motor Vehicle License Fees | 44,325 | 40,540 | 49,360 | **44,000** | -5,360 | -10.86% |
| 204.0000.47200 | Interest Earnings | 179 | 153 | 28 | **50** | 22 | 78.57% |
| *** TOTAL - 204 COUNTY MV LPT FUND | | **44,504** | **40,693** | **49,388** | **44,050** | **-5,338** | **-10.81%** |
| | **210 EMS TRANSPORT SERVICE FUND** | | | | | | |
| 210.2200.43100 | State Grant Receipts (1) | 3,750 | 4,250 | 0 | **3,000** | 3,000 | 100.00% |
| 210.2200.44010 | Fire - EMT Transport Charges (2) | 316,243 | 358,525 | 251,540 | **300,000** | 48,460 | 19.27% |
| 210.2200.44010 | Fire - NON Emergency Transport Charges | 0 | 0 | 88,734 | **100,000** | 11,266 | 12.70% |
| 210.2200.44350 | Donations-Fire | 0 | 0 | 0 | **0** | 0 | 0.00% |
| *** TOTAL - 210 EMS TRANPORT FUND | | **319,993** | **362,775** | **340,274** | **403,000** | **62,726** | **18.43%** |

**NOTES: (1) 2017 Grant Funding Sources:**

**GRANT Funded - Applied for $3,000 State Grant for Equipment. (See Expense Account No. 210-2200-57000 Machinery & Equipment)**

**(2) Est.Gross EMS Transport Charges from all Entities. City is Primary Provider and collects all Billed EMS Transport Charges for all Entities. (Townships & District receive their share of EMS Charges a direct Expense, see Acct.No. 210-2200-53430 Cnts-Townships-EMS Revenues)**

| | | | | | | | |
|---|---|---|---|---|---|---|---|
| | **220 RECREATION LEVY FUND** | | | | | | |
| | **4200 Golf Program Revenues:** | | | | | | |
| 220.4200.42900 | State-Sales Tax | 638 | 385 | 678 | **600** | -78 | -11.50% |
| 220.4200.44111 | Golf-Memberships-Individual | 14,875 | 14,885 | 7,890 | **12,000** | 4,110 | 52.09% |
| 220.4200.44112 | Golf-Memberships-Family -Adult,Spouse,Chi | 1,650 | 2,895 | 1,375 | **500** | -875 | -63.64% |
| 220.4200.44113 | Golf-Memberships-High School | 2,700 | 3,130 | 1,050 | **2,500** | 1,450 | 138.10% |
| 220.4200.44114 | Golf-Memberships-Individual Additional Mem | 1,270 | 430 | 270 | **500** | 230 | 85.19% |
| 220.4200.44115 | Golf-Memberships-Senior Citizen | 15,480 | 16,250 | 10,020 | **15,000** | 4,980 | 49.70% |
| 220.4200.44116 | Golf-Memberships-Individual Non-Resident | 2,410 | 2,910 | 750 | **2,000** | 1,250 | 166.67% |
| 220.4200.44117 | Golf-Memberships-High School Non-Resider | 460 | 200 | 0 | **500** | 500 | 100.00% |
| 220.4200.44118 | Golf-Discount Card (Green Fees) | 8,775 | 5,105 | 6,857 | **6,000** | -857 | -12.50% |
| 220.4200.44119 | Golf-Memberships-Senior Non-Resident | 320 | 2,380 | 800 | **1,000** | 200 | 25.00% |
| 220.4200.44121 | Golf-Greens Fees-Week Day 9 Hole | 18,937 | 8,885 | 11,956 | **17,500** | 5,544 | 46.37% |
| 220.4200.44122 | Golf-Greens Fees-Week Day 18 Hole | 1,266 | 1,027 | 1,190 | **1,200** | 10 | 0.84% |
| 220.4200.44123 | Golf-Greens Fees-Sat.,Sun., Hol. 9 Hole | 17,231 | 10,185 | 8,490 | **15,000** | 6,510 | 76.68% |
| 220.4200.44124 | Golf-Greens Fees-Sat.,Sun., Hol. 18 Hole | 3,392 | 782 | 1,552 | **3,000** | 1,448 | 93.30% |
| 220.4200.44125 | Golf-Greens Fees-Junior Weekday | 1,606 | 468 | 1,020 | **1,500** | 480 | 47.06% |
| 220.4200.44126 | Golf-Greens Fees-Junior Weekend | 504 | 582 | 476 | **500** | 24 | 5.04% |
| 220.4200.44127 | Golf-Greens Fees-9 Hole Senior Rate | 7,470 | 4,746 | 7,824 | **6,500** | -1,324 | -16.92% |

220 RECREATION FUND - CONTINUED NEXT PAGE

| =ACCOUNT NUM.#= FUND-DEPT-ACCNT | FUND SOURCE, REVENUE / RECEIPT ACCOUNTS ACCOUNT DESCRIPTION | 2014 ACTUAL RECEIPTS | 2015 ACTUAL RECEIPTS | 2016 ACTUAL RECEIPTS | 2017 BUDGETED REVENUES | 2017 $ $ INC/(DEC) 17Est-16Pro | 2017 % % INC/(DEC) 17In.Dc/16Pro |
|---|---|---|---|---|---|---|---|
| | **220 RECREATION FUND - CONTINUED** | | | | | | |
| 220.4200.44128 | Golf-Greens Fees-18 Hole Senior Rate | 708 | 243 | 576 | **500** | -76 | -13.19% |
| 220.4200.44130 | Golf-Greens Fees-9 Hole W/CART | 0 | 3,255 | 15,120 | **13,500** | -1,620 | -10.71% |
| 220.4200.44131 | Golf-Greens Fees-18 Hole W/CART | 0 | 220 | 1,756 | **1,500** | -256 | -14.58% |
| 220.4200.44132 | Golf-Greens Fees-Weekend 4Sm.W/CART | 0 | 0 | 0 | **0** | 0 | 0.00% |
| 220.4200.44160 | Golf-Cart Fees-Trail Charge and Rental | 31,094 | 15,110 | 24,137 | **25,000** | 863 | 3.58% |
| 220.4200.44163 | Golf-Miscellaneous | 1,500 | 11,958 | 7,235 | **2,000** | -5,235 | -72.36% |
| 220.4200.44165 | Golf-Cart Fees-9 Hole Senior Rate | 6,060 | 2,429 | 6,816 | **6,000** | -816 | -11.97% |
| 220.4200.44166 | Golf-Cart Fees-18 Hole Senior Rate | 571 | 294 | 658 | **500** | -158 | -24.01% |
| 220.4200.44167 | Golf-Discount Card - Cart Fees | 3,700 | 3,390 | 5,689 | **4,500** | -1,189 | -20.90% |
| 220.4200.44171 | Golf-Retail-Concessions | 15,113 | 10,257 | 13,742 | **14,500** | 758 | 5.52% |
| 220.4200.44172 | Golf-Retail-Supplies | 3,259 | 194 | 0 | **3,000** | 3,000 | 100.00% |
| 220.4200.44180 | Golf-Retail-Concssns.-Beer-Single | 4,096 | 2,030 | 3,474 | **4,000** | 526 | 15.14% |
| 220.4200.44181 | Golf-Retail-Concssns.-Beer-6-Pack | 9,024 | 5,313 | 9,300 | **8,000** | -1,300 | -13.98% |
| 220.4200.44350 | Golf-Donations | 0 | 0 | 0 | **0** | 0 | 0.00% |
| > | ***Sub-Total 4200 Golf Operations*** | ***174,109*** | ***129,938*** | ***150,701*** | ***168,800*** | 18,099 | 12.01% |
| | **4300 Pool Program Revenues:** | | | | | | |
| 220.4300.44210 | Pool-Open Swim | 456 | 160 | 302 | **1,000** | 698 | 231.13% |
| 220.4300.44211 | Pool-Season-Family | 6,475 | 3,476 | 3,500 | **500** | -3,000 | -85.71% |
| 220.4300.44212 | Pool-Season-Individual-Over 18 | 200 | 101 | 257 | **100** | -157 | -61.09% |
| 220.4300.44213 | Pool-Season-Individual-Under 18 | 180 | 361 | 300 | **300** | 0 | 0.00% |
| 220.4300.44220 | Pool-Daily-Over 18 | 2,178 | 2,626 | 3,279 | **3,500** | 221 | 6.74% |
| 220.4300.44221 | Pool-Daily-Under 18 | 3,885 | 6,034 | 5,498 | **5,000** | -498 | -9.06% |
| 220.4300.44230 | Pool-Rental | 1,100 | 1,400 | 150 | **600** | 450 | 300.00% |
| > | ***Sub-Total 4300 Pool Operations*** | ***14,474*** | ***14,158*** | ***13,286*** | ***11,000*** | -2,286 | -17.21% |
| | **4400 Parks Program Revenues:** | | | | | | |
| 220.4400.44310 | Parks-Shelter House Charges | 30,109 | 30,168 | 29,543 | **29,000** | -543 | -1.84% |
| 220.4400.44330 | Parks-Programs | 2,340 | 1,480 | 1,340 | **1,500** | 160 | 11.94% |
| 220.4400.44335 | Parks-Programs-Dog Park Fees | 0 | 720 | 500 | **500** | 0 | 0.00% |
| 220.4400.44348 | Parks-Programs-Outdoor Ed.Partpnt.Fee | 0 | 10 | 0 | **0** | 0 | 0.00% |
| 220.4400.44341 | Pgm.Partpnt. Fees-Res.-100% | 14,555 | 13,135 | 12,053 | **14,500** | 2,447 | 20.30% |
| 220.4400.44342 | Pgm.Partpnt. Fees-Non-Res.-100% | 5,240 | 5,170 | 4,800 | **4,000** | -800 | -16.67% |
| 220.4400.44343 | Pgm.Partpnt. Fees-Res.-50% | 0 | 0 | 20 | **0** | -20 | -100.00% |
| 220.4400.44344 | Pgm.Partpnt. Fees-Non-Res.-50% | 60 | 0 | 0 | **0** | 0 | 0.00% |
| 220.4400.44345 | Pgm.Partpnt. Fees-Res.-75% | 150 | 265 | 255 | **0** | -255 | -100.00% |
| 220.4400.44346 | Pgm.Partpnt. Fees-Non-Res.-75% | 0 | 20 | 8 | **0** | -8 | -100.00% |
| > | ***Sub-Total 4400 Parks Programs*** | ***52,454*** | ***50,968*** | ***48,519*** | ***49,500*** | 981 | 2.02% |
| 220.4400.43350 | Other Agency Receipts | 0 | 2,000 | 2,250 | **0** | -2,250 | -100.00% |
| 220.4400.44350 | Parks-Donations | 2,170 | 3,132 | 5,949 | **1,000** | -4,949 | -83.19% |
| 220.4400.44360 | Parks-Cedar Point Tickets | 6,418 | 5,682 | 5,750 | **6,000** | 250 | 4.35% |
| 220.4400.44370 | Parks-Retail-Concessions | 70 | 0 | 252 | **100** | -152 | -60.32% |
| 220.4400.44380 | Parks-General-Miscellaneous | 944 | 280 | 100 | **1,500** | 1,400 | 1400.00% |
| 220.4400.44390 | Parks-Dock Storage Fees | 0 | 0 | 1,400 | **0** | -1,400 | -100.00% |
| 220.0000.47200 | Interest Earnings | 1,172 | 2,495 | 4,105 | **3,890** | -215 | -5.24% |
| 220.0000.49600 | Reimbursements-Internal | 15,500 | 15,500 | 15,500 | **15,500** | 0 | 0.00% |
| 220.0000.49650 | Reimbursements-City Utilities | 39,283 | 46,029 | 42,600 | **45,600** | 3,000 | 7.04% |
| 220.0000.49900 | Transfers-In (Various Funds)-Subsidy | 0 | 0 | 0 | **0** | 0 | 0.00% |
| 220.0000.49910 | Transfers-In (Income Tax Fund) | 534,723 | 565,331 | 654,608 | **586,520** | -68,088 | -10.40% |
| *** | **TOTAL - 220 RECREATION FUND** | **841,317** | **835,513** | **945,020** | **889,410** | **-55,610** | **-5.88%** |
| | **227 NAPOLEON CEMETERY TRUST FUND** | | | | | | |
| 227.4700.44030 | Cemetery-Lot Sales | 6,287 | 5,280 | 3,020 | **3,000** | -20 | -0.66% |
| *** | **TOTAL - 227 NAP.CEMETERY TRUST FD.** | **6,287** | **5,280** | **3,020** | **3,000** | **-20** | **-0.66%** |

| =ACCOUNT NUM.#= FUND-DEPT-ACCNT | FUND SOURCE, REVENUE / RECEIPT ACCOUNTS ACCOUNT DESCRIPTION | 2014 ACTUAL RECEIPTS | 2015 ACTUAL RECEIPTS | 2016 ACTUAL RECEIPTS | 2017 BUDGETED REVENUES | 2017 $ $ INC/(DEC) 17Est-16Pro | 2017 % % INC/(DEC) 17In.Dc/16Pro |
|---|---|---|---|---|---|---|---|
| | **231 ED DOWNTOWN REVITALIZATION FUND** | | | | | | |
| 231.3510.43100 | State Grant Receipts (1) | 174,895 | 0 | 0 | 0 | 0 | 0.00% |
| *** TOTAL - 231 ED DWNTWN.REV.GRT.FUND | | 174,895 | 0 | 0 | 0 | 0 | 0.00% |

NOTES: (1) 2014 Grant Funding Sources:
GRANT Funded - Original 2 Year Rounds were completed in 2013 with final draws and expenditures in 2014. Grant closed out in 2014.

| | | | | | | | |
|---|---|---|---|---|---|---|---|
| | **240 HOTEL/MOTEL TAX FUND** | | | | | | |
| 240.0000.41310 | Hotel/Motel Tax-General (3%) | 51,064 | 53,634 | 44,169 | 42,000 | -2,169 | -4.91% |
| 240.0000.41320 | Hotel/Motel Tax-Tourism (3%) | 51,063 | 53,634 | 44,168 | 42,000 | -2,168 | -4.91% |
| *** TOTAL - 240 HOTEL/MOTEL TAX FUND | | 102,127 | 107,268 | 88,337 | 84,000 | -4,337 | -4.91% |
| | **242 FIRE EQUIPMENT FUND** | | | | | | |
| 242.2200.43000 | Federal Grant Monies (1) | 209,855 | 0 | 0 | 0 | 0 | 0.00% |
| 242.2200.43100 | State Grant Receipts (1) | 39,943 | 0 | 0 | 0 | 0 | 0.00% |
| 242.2200.44000 | Fire Protection-Contracts | 18,000 | 18,000 | 0 | 18,000 | 18,000 | 100.00% |
| 242.2200.44350 | Donations-Fire | 1,000 | 0 | 0 | 0 | 0 | 0.00% |
| 242.0000.47200 | Interest Earnings | 2,319 | 3,277 | 4,751 | 5,330 | 579 | 12.19% |
| 242.0000.49000 | Sale of Assets | 0 | 3,363 | 0 | 0 | 0 | 0.00% |
| 242.0000.49900 | Transfers-In (Various Funds) (2) | 72,000 | 72,000 | 72,000 | 72,000 | 0 | 0.00% |
| *** TOTAL - 242 FIRE EQUIPMENT FUND | | 343,117 | 96,640 | 76,751 | 95,330 | 18,579 | 24.21% |

NOTES: (1) 2017 Grant Funding Sources:
GRANT Funded - Applied for a Multi-Agency Radio Comm.System (MARCS) Grant for 2017; Revenues & Expenses not included at this time.
GRANT Funded - Applied for Assistance to Firefighers Grant (AFG) for 2017; Revenues & Expenses not included at this time.
(2) Council Approved Transfers In from 210 EMS and 400 CIP Funds for Funding of future Large Capital Items in Fire Department.

| | | | | | | | |
|---|---|---|---|---|---|---|---|
| | **243 FIRE LOSS CLAIMS FUND** | | | | | | |
| 243.0000.47000 | General-Miscellaneous Revenues | 0 | 0 | 20,000 | 0 | -20,000 | -100.00% |
| *** TOTAL - 243 REFUND-FIRE LOSS FUND | | 0 | 0 | 20,000 | 0 | -20,000 | -100.00% |
| | **261 CDBG PROGRAM INCOME FUND** | | | | | | |
| 261.0000.43190 | Program Income-CDBG CHIS & CHIP | 12,136 | 4,017 | 5,772 | 0 | -5,772 | -100.00% |
| *** TOTAL - 261 CDBG PROGRAM INCOME FUND | | 12,136 | 4,017 | 5,772 | 0 | -5,772 | -100.00% |
| | **270 INDIGENT DRIVERS AL. TRMT. FUND** | | | | | | |
| 270.1800.45000 | Court-Fines and Forfeitures | 10,978 | 6,710 | 4,996 | 7,000 | 2,004 | 40.11% |
| 270.0000.47200 | Interest Earnings | 253 | 435 | 659 | 660 | 1 | 0.15% |
| *** TOTAL - 270 INDIGENT DRIVER.AL.FUND | | 11,231 | 7,145 | 5,655 | 7,660 | 2,005 | 35.46% |
| | **271 LAW ENFORCEMENT & EDUCATION FUND** | | | | | | |
| 271.2100.45000 | Court-Fines and Forfeitures | 958 | 928 | 856 | 1,000 | 144 | 16.82% |
| 271.0000.47200 | Interest Earnings | 18 | 34 | 46 | 40 | -6 | -13.04% |
| *** TOTAL - 271 LAW ENF. & EDUC. FUND | | 976 | 962 | 902 | 1,040 | 138 | 15.30% |

| =ACCOUNT NUM.#= FUND-DEPT-ACCNT | FUND SOURCE, REVENUE / RECEIPT ACCOUNTS ACCOUNT DESCRIPTION | 2014 ACTUAL RECEIPTS | 2015 ACTUAL RECEIPTS | 2016 ACTUAL RECEIPTS | 2017 BUDGETED REVENUES | 2017 $ $ INC/(DEC) 17Est-16Pro | 2017 % % INC/(DEC) 17In.Dc/16Pro |
|---|---|---|---|---|---|---|---|
| | **272 COURT COMPUTERIZATION FUND** | | | | | | |
| 272.1800.45000 | Court-Fines and Forfeitures | 40,879 | 31,953 | 42,494 | **28,000** | -14,494 | -34.11% |
| 272.1800.47000 | General Miscellaneous Revenues | 0 | 0 | 0 | **0** | 0 | 0.00% |
| 272.0000.47200 | Interest Earnings | 356 | 739 | 1,118 | **1,230** | 112 | 10.02% |
| *** TOTAL - 272 CT. COMPUTER. FUND | | **41,235** | **32,692** | **43,612** | **29,230** | **-14,382** | **-32.98%** |
| | **273 LAW ENFORCEMENT TRUST FUND** | | | | | | |
| 273.0000.47000 | General Miscellaneous Revenues | 50 | 0 | 0 | **0** | 0 | 0.00% |
| 273.0000.47200 | Interest Earnings | 7 | 10 | 11 | **10** | -1 | -9.09% |
| *** TOTAL - 273 LAW ENFORCEMENT TRUST FUND | | **57** | **10** | **11** | **10** | **-1** | **-9.09%** |
| | **274 MANDATORY DRUG FINE FUND** | | | | | | |
| 274.2100.45000 | Court-Fines and Forfeitures | 2,088 | 807 | 1,727 | **1,000** | -727 | -42.10% |
| 274.0000.47200 | Interest Earnings | 84 | 143 | 169 | **160** | -9 | -5.33% |
| *** TOTAL - 274 MANDATORY DRUG FINE FUND | | **2,172** | **950** | **1,896** | **1,160** | **-736** | **-38.82%** |
| | **275 MUNICIPAL PROBATION SERVICE FUND** | | | | | | |
| 275.1800.45000 | Court-Fines and Forfeitures | 22,110 | 30,508 | 28,053 | **20,000** | -8,053 | -28.71% |
| 275.1800.45010 | Court-Costs | 0 | 0 | 1,016 | **0** | -1,016 | -100.00% |
| 275.0000.47000 | General-Miscellaneous Revenues | 0 | 0 | 30 | **0** | -30 | -100.00% |
| 275.0000.47200 | Interest Earnings | 131 | 329 | 585 | **650** | 65 | 11.11% |
| *** TOTAL - 275 MUNICIPAL PROB.SERV. FUND | | **22,241** | **30,837** | **29,684** | **20,650** | **-9,034** | **-30.43%** |
| | **276 LAW ENFORCEMENT BLK.GRT.FUND** | | | | | | |
| 276.2100.43100 | State Grant Receipts | 6,750 | 0 | 0 | **0** | 0 | 0.00% |
| 276.0000.49900 | Transfers-In (Various Funds) | 750 | 0 | 0 | **0** | 0 | 0.00% |
| *** TOTAL - 276 LAW ENFMNT.BLOCK GRANT FUND | | **7,500** | **0** | **0** | **0** | **0** | **0.00%** |
| (1) | **277 PROBATION OFFICER GRANT FUND** | | | | | | |
| 277.1810.43100 | State Grant Receipts | 49,289 | 49,289 | 50,590 | **49,290** | -1,300 | -2.57% |
| *** TOTAL - 277 PROBATION OFFICER GRT.FUND | | **49,289** | **49,289** | **50,590** | **49,290** | **-1,300** | **-2.57%** |
| | **278 COURT SPECIAL PROJECTS FUND** | | | | | | |
| 278.1800.45010 | Court-Costs | 79,543 | 63,099 | 84,821 | **65,000** | -19,821 | -23.37% |
| *** TOTAL - 278 COURT SPECIAL PROJECTS FUND | | **79,543** | **63,099** | **84,821** | **65,000** | **-19,821** | **-23.37%** |
| | **279 HANDICAP PARKING FINE FUND** | | | | | | |
| 279.1800.45000 | Court-Fines and Forfeitures | 0 | 0 | 0 | **0** | 0 | 0.00% |
| *** TOTAL - 279 HANDICAP PARKING FINE FD. | | **0** | **0** | **0** | **0** | **0** | **0.00%** |

**NOTES: (1) 2017 Grant Funding Sources:**

**GRANT Funded - State Grant from Supreme Court for Prob.Off.Services. Grant follows State FY of (07/01/20XX to 06/30/20XX & 07/01/20XX**

**GRANT Funded - Grant follows State Fiscal Year of (07/01/20XX to 06/30/20XX & 07/01/20XX to 06/30/20XX).**

**Current Grant of $49,290 is approved through June 30, 2017. 2017 Budget currently assumes Grant will be Approved through June 30, 2018.**

| =ACCOUNT NUM.#= FUND-DEPT-ACCNT | FUND SOURCE, REVENUE / RECEIPT ACCOUNTS ACCOUNT DESCRIPTION | 2014 ACTUAL RECEIPTS | 2015 ACTUAL RECEIPTS | 2016 ACTUAL RECEIPTS | 2017 BUDGETED REVENUES | 2017 $ $ INC/(DEC) 17Est-16Pro | 2017 % % INC/(DEC) 17In.Dc/16Pro |
|---|---|---|---|---|---|---|---|
| | **280 CERTIFIED POLICE TRAINING FUND** | | | | | | |
| 280.2100.43110 | State Grant Receipts | 0 | 0 | 4,620 | 0 | -4,620 | -100.00% |
| 280.2100.47000 | General Miscellaneous Revenues | 1,600 | 1,680 | 0 | 0 | 0 | 0.00% |
| *** TOTAL - 280 CERTIFIED POLICE TRAINING FUND | | 1,600 | 1,680 | 4,620 | 0 | -4,620 | -100.00% |
| | **281 INDIGENT DRIVERS INTERLOCK & ALCOHOL MONITORING FUND** | | | | | | |
| 281.1800.45000 | Court-Fines and Forfeitures | 5,999 | 6,955 | 5,415 | 4,800 | -615 | -11.36% |
| *** TOTAL - 281 I.D.I.A.M.FUND | | 5,999 | 6,955 | 5,415 | 4,800 | -615 | -11.36% |
| (1) | **287 PROBATION IMPROVEMENT & INCENTIVE GRANT FUND** | | | | | | |
| 287.1810.43100 | State Grant Receipts | 0 | 11,696 | 32,838 | 9,450 | -23,388 | -71.22% |
| *** TOTAL - 287 PROBATION IMPROVE. & INCENTIVE | | 0 | 11,696 | 32,838 | 9,450 | -23,388 | -71.22% |

**NOTES: (1) 2015 through 2017 Grant Funding Sources:**
**GRANT Funded - Ohio Dept.of Rehab.& Cor. Grant follows State Fiscal Year of (07/01/XXXX to 06/30/XXXX & 07/01/XXXX TO 06/30/XXXX).**
**Current Grant of $53,980 is approved, paid through June 30, 2017.**

| | | | | | | | |
|---|---|---|---|---|---|---|---|
| | **290 POLICE PENSION FUND** | | | | | | |
| 290.0000.41400 | Real Estate Tax | 74,940 | 75,440 | 74,085 | 73,520 | -565 | -0.76% |
| 290.0000.41410 | Trailer Tax | 1,324 | 735 | 478 | 850 | 372 | 77.82% |
| 290.0000.41420 | Rollback Tax-State | 6,486 | 6,268 | 6,258 | 5,910 | -348 | -5.56% |
| 290.0000.41430 | Homestead Tax-State | 3,748 | 3,669 | 3,563 | 3,380 | -183 | -5.14% |
| 290.0000.41440 | 2.5% Tax-State | 1,185 | 1,141 | 1,140 | 850 | -290 | -25.44% |
| 290.0000.41450 | Personal Property Tax | 635 | 0 | 0 | 0 | 0 | 0.00% |
| 290.0000.41451 | Commerical Activity Tax - Cat Tax | 0 | 652 | 648 | 0 | -648 | -100.00% |
| *** TOTAL - 290 POLICE PENSION FUND | | 88,318 | 87,905 | 86,172 | 84,510 | -1,662 | -1.93% |
| | **291 FIRE PENSION FUND** | | | | | | |
| 291.0000.41400 | Real Estate Tax | 37,530 | 37,745 | 37,037 | 36,760 | -277 | -0.75% |
| 291.0000.41410 | Trailer Tax | 507 | 367 | 239 | 420 | 181 | 75.73% |
| 291.0000.41420 | Rollback Tax-State | 3,243 | 3,134 | 3,129 | 2,960 | -169 | -5.40% |
| 291.0000.41430 | Homestead Tax-State | 1,874 | 1,834 | 1,781 | 1,690 | -91 | -5.11% |
| 291.0000.41440 | 2.5% Tax-State | 592 | 571 | 570 | 420 | -150 | -26.32% |
| 291.0000.41450 | Personal Property Tax | 0 | 0 | 0 | 0 | 0 | 0.00% |
| 291.0000.41451 | CommericalActivity Tax - CAT | 2,192 | 1,263 | 324 | 0 | -324 | -100.00% |
| *** TOTAL - 291 FIRE PENSION FUND | | 45,938 | 44,914 | 43,080 | 42,250 | -830 | -1.93% |
| | **295 IRS #125 EMPLOYEE BENEFITS FUND** | | | | | | |
| 295.0000.49300 | Reimbursements-Health Care Deductible fro | 25,029 | 5,409 | 9 | 0 | -9 | -100.00% |
| 295.0000.49900 | Transfers-In | 0 | 0 | 1,800 | 1,800 | 0 | 0.00% |
| *** TOTAL - 295 IRS 125 & HEALTH EMP.BEN.PLAN | | 25,029 | 5,409 | 1,809 | 1,800 | -9 | -0.50% |
| | **300 GENERAL BOND RETIREMENT FUND** | | | | | | |
| 300.0000.48550 | Premium-Notes & Bonds | 0 | 19,125 | 4,026 | 0 | -4,026 | -100.00% |
| 300.0000.49900 | Transfers-In | 52,700 | 56,570 | 55,250 | 56,570 | 1,320 | 2.39% |
| *** TOTAL - 300 GO BOND RET. FUND | | 52,700 | 75,695 | 59,276 | 56,570 | -2,706 | -4.57% |

| =ACCOUNT NUM.#= FUND-DEPT-ACCNT | FUND SOURCE, REVENUE / RECEIPT ACCOUNTS ACCOUNT DESCRIPTION | 2014 ACTUAL RECEIPTS | 2015 ACTUAL RECEIPTS | 2016 ACTUAL RECEIPTS | 2017 BUDGETED REVENUES | 2017 $ $ INC/(DEC) 17Est-16Pro | 2017 % % INC/(DEC) 17In.Dc/16Pro |
|---|---|---|---|---|---|---|---|
| | **310 S.A. BOND RETIREMENT FUND** | | | | | | |
| 310.0000.47200 | Interest Earnings | 2,614 | 4,374 | 5,977 | **6,380** | 403 | 6.74% |
| 310.0000.47510 | Assessments-Levied-Streets | 39,502 | 40,762 | 36,667 | **23,500** | -13,167 | -35.91% |
| 310.0000.47520 | Assessments-Levied- San. Sewers | 6,649 | 6,466 | 6,910 | **6,710** | -200 | -2.89% |
| 310.0000.47800 | OWSRC-Rotary Loan-NP Water Lines | 1,484 | 0 | 3,039 | **0** | -3,039 | -100.00% |
| 310.0000.47860 | OWSRC-Rotary Loan-NP Sew.Pump Station | 1,500 | 0 | 3,071 | **0** | -3,071 | -100.00% |
| 310.0000.47861 | OWSRC-Rotary Loan-NP Collector Sewer | 1,561 | 0 | 3,197 | **0** | -3,197 | -100.00% |
| 310.0000.47862 | OWSRC-Rotary Loan-NP East Intercp.Sw. | 0 | 0 | 0 | **0** | 0 | 0.00% |
| 310.0000.47863 | OWSRC-Rotary Loan-NP West Intercp.Sw. | 2,292 | 0 | 4,692 | **0** | -4,692 | -100.00% |
| 310.0000.47865 | OWSRC-Rotary Loan-Palmer Ditch | 0 | 0 | 0 | **0** | 0 | 0.00% |
| 310.0000.49900 | Transfers-In | 12,360 | 12,360 | 12,360 | **12,360** | 0 | 0.00% |
| ***** TOTAL - 310 SA BOND RET. FUND** | | **67,962** | **63,962** | **75,913** | **48,950** | **-26,963** | **-35.52%** |
| | **400 CAPITAL IMPROVEMENT FUND** | | | | | | |
| 400.0000.43000 | Federal Grant Receipts | 0 | 0 | 0 | **0** | 0 | 0.00% |
| 400.2100.43000 | Federal Grant Receipts (1) | 0 | 1,362 | 0 | **2,000** | 2,000 | 100.00% |
| 400.5120.43000 | Federal Grant Receipts | 30,000 | 0 | 0 | **0** | 0 | 0.00% |
| 400.5100.43100 | State Grant Receipts | 0 | 848,432 | 708,371 | **195,000** | -513,371 | -72.47% |
| 400.2100.44351 | Donations-Fire Donations | 0 | 0 | 24,690 | **0** | -24,690 | -100.00% |
| 400.2100.44351 | Donations-Police Programs | 0 | 0 | 0 | **0** | 0 | 0.00% |
| 400.0000.47000 | General-Miscellaneous Revenues | 126,144 | 0 | 0 | **0** | 0 | 0.00% |
| 400.2200.47010 | Fire-Miscellaneous Revenues | 4,685 | 0 | 0 | **0** | 0 | 0.00% |
| 400.0000.47510 | Assessments-Levied-Streets (2) | 0 | 0 | 0 | **0** | 0 | 0.00% |
| 400.0000.49900 | Transfers-In (Various Funds) | 0 | 116,754 | 100,550 | **0** | -100,550 | -100.00% |
| 400.0000.49910 | Transfers-In (Income Tax Fund) | 1,212,420 | 1,283,394 | 1,493,103 | **1,327,710** | -165,393 | -11.08% |
| ***** TOTAL - 400 CAPITAL IMP. FUND** | | **1,373,249** | **2,249,942** | **2,326,714** | **1,524,710** | **-802,004** | **-34.47%** |

**NOTES: (1) 2017 Grant Funding and Assessment Sources:**
**GRANT Funded - 2100 Police - Applied for $2,000 Federal Safety Grant for Bullet Proof Vest Replacements, pending grant approval.**
**GRANT Funded - 5100 Street - Applied for $195,000 Grant for Improvements on Dodd Street, pending grant approval.**
**(2) Potential Assessment on Round House Road Project, Project Cost $450,000, No known Assessment at this time, estimate Not Included.**

| (1) | **401 CIP FUNDING RESERVE FUND** | | | | | | |
|---|---|---|---|---|---|---|---|
| 401.0000.49900 | Transfers-In | 201,000 | 25,000 | 25,000 | **25,000** | 0 | 0.00% |
| ***** TOTAL - 401 CIP FUNDING RESERVE FD.** | | **201,000** | **25,000** | **25,000** | **25,000** | **0** | **0.00%** |

**NOTES: (1) CIP Reserve Balance Fund established by City Council to Pre-Fund or Set Aside funds for undefined future large items.**
**Funded from identified balances in the 400 CIP Fund. This is a 400 CIP Fund Equivalent.**

| | **410 FIRE FACILITY TRAINING GRANT FUND** | | | | | | |
|---|---|---|---|---|---|---|---|
| 410.2200.43100 | State Grant Receipts | 0 | 0 | 26,964 | **209,330** | 182,366 | 676.33% |
| 410.0000.49900 | Transfers - IN (Various Funds) | 0 | 0 | 2,800 | **0** | -2,800 | -100.00% |
| ***** TOTAL - 410 FIRE FACILITY TRAINING GRT.FUND** | | **0** | **0** | **29,764** | **209,330** | **179,566** | **603.30%** |

**NOTES: (1) 2017 Grant Funding:**
**GRANT Funded - 2200 Fire -Local Government Safety Capital Grant Pgm.in 2016 for $239,020. City Local Match is City Owed Land no real c**

| | **420 DOWNTOWN POCKET PARK FUND** | | | | | | |
|---|---|---|---|---|---|---|---|
| 420.4400.43100 | State Grant Receipts | 0 | 21,000 | 21,903 | **0** | -21,903 | -100.00% |
| 420.4400.44350 | Parks-Donations | 0 | 15,000 | 0 | **0** | 0 | 0.00% |
| ***** TOTAL - 420 DOWNTOWN POCKET PARK FUND** | | **0** | **36,000** | **21,903** | **0** | **-21,903** | **-100.00%** |

| =ACCOUNT NUM.#= FUND-DEPT-ACCNT | FUND SOURCE, REVENUE / RECEIPT ACCOUNTS ACCOUNT DESCRIPTION | 2014 ACTUAL RECEIPTS | 2015 ACTUAL RECEIPTS | 2016 ACTUAL RECEIPTS | 2017 BUDGETED REVENUES | 2017 $ $ INC/(DEC) 17Est-16Pro | 2017 % % INC/(DEC) 17In.Dc/16Pro |
|---|---|---|---|---|---|---|---|
| | **438 SCOTT STREET IMPROVEMENT PROJECT FUND** | | | | | | |
| 438.0000.43100 | State Grant Receipts | 396,668 | 0 | 243,860 | **0** | -243,860 | -100.00% |
| 438.0000.47000 | General-Miscellaneous Revenues | 0 | 19,322 | 0 | **0** | 0 | 0.00% |
| 438.0000.49900 | Transfers-In (Various Funds) | 0 | 0 | 0 | **0** | 0 | 0.00% |
| *** TOTAL - 438 SCOTT ST. IMP.PROJECT FD. | | **396,668** | **19,322** | **243,860** | **0** | **-243,860** | **-100.00%** |
| | **500 ELECTRIC UTILITY REVENUE FUND** | | | | | | |
| 500.0000.42600 | State kWH Tax Collection | 622,770 | 633,984 | 627,812 | **630,000** | 2,188 | 0.35% |
| 500.0000.42621 | State kWH Tax Collection-Penalties | 4,303 | 4,612 | 4,496 | **4,000** | -496 | -11.03% |
| 500.0000.44340 | Donations-Caring Fund | 1,840 | 1,681 | 1,563 | **0** | -1,563 | -100.00% |
| 500.0000.44610 | Electric-Energy Sales-Normal | 15,514,495 | 14,784,322 | 15,340,297 | **15,000,000** | -340,297 | -2.22% |
| 500.0000.44612 | Electric-O.D.L.-Normal | 69,182 | 70,757 | 70,410 | **68,000** | -2,410 | -3.42% |
| 500.0000.44615 | Electric-Ecosmart Pgm.- $.005 | 475 | 465 | 468 | **0** | -468 | -100.00% |
| 500.0000.44616 | Electric-Ecosmart Pgm.- $.002 | 189 | 185 | 187 | **0** | -187 | -100.00% |
| 500.0000.44620 | Electric-Energy Sales-Penalties | 101,209 | 101,495 | 105,151 | **9,500** | -95,651 | -90.97% |
| 500.0000.44622 | Electric-O.D.L.-Penalties | 348 | 353 | 347 | **0** | -347 | -100.00% |
| 500.0000.44625 | Electric-Ecosmart-Penalties | 5 | 4 | 2 | **0** | -2 | -100.00% |
| 500.0000.44632 | Electric-Reconnections | 23,211 | 14,421 | 17,289 | **15,000** | -2,289 | -13.24% |
| 500.0000.44633 | Electric-Other Fees | 85,313 | 39,232 | 7,169 | **1,000** | -6,169 | -86.05% |
| 500.0000.44641 | Electric-Underground Cable | 34,857 | 41,589 | 41,750 | **10,000** | -31,750 | -76.05% |
| 500.0000.44642 | Electric-Cable TV Pole Contact Fee | 25,046 | 25,852 | 25,870 | **25,000** | -870 | -3.36% |
| 500.0000.44643 | Electric-Telephone Pole Contact Fee | 22,195 | 23,461 | 23,484 | **22,000** | -1,484 | -6.32% |
| 500.0000.47000 | General-Miscellaneous Revenues | 147,279 | 106,491 | 50,728 | **10,000** | -40,728 | -80.29% |
| 500.0000.49600 | Reimbursements-Internal | 621 | 1,022 | 1,161 | **1,530** | 369 | 31.78% |
| 500.0000.49900 | Transfers-In (Various Funds) (1) | 0 | 0 | 971,936 | **0** | -971,936 | -100.00% |
| *** TOTAL - 500 ELECTRIC REV.FUND | | **16,653,338** | **15,849,926** | **17,290,120** | **15,796,030** | **-1,494,090** | **-8.64%** |
| NOTES: (1) In 2016, closed out fund 501 and 502, transfer balances back to Fund of Origination. | | | | | | | |
| | **501 ELECTRIC UTILITY RESERVE FUND** | | | | | | |
| 501.0000.47200 | Interest Earnings | 2,163 | 3,638 | 5,025 | **0** | -5,025 | -100.00% |
| *** TOTAL - 501 ELECTRIC UTY.RESERVE FUND | | **2,163** | **3,638** | **5,025** | **0** | **-5,025** | **-100.00%** |
| | **502 ELEC. UTY. REPLACEMENT & IMP. FUND** | | | | | | |
| 502.0000.47200 | Interest Earnings | 1,994 | 3,353 | 4,632 | **0** | -4,632 | -100.00% |
| 502.0000.49900 | Transfers-In (Various Funds) | 0 | 0 | 0 | **0** | 0 | 0.00% |
| *** TOTAL - 502 ELECTRIC REPL.&IMP.FUND | | **1,994** | **3,353** | **4,632** | **0** | **-4,632** | **-100.00%** |
| | **503 ELECTRIC DEVELOPMENT FUND** | | | | | | |
| 503.0000.47200 | Interest Earnings | 19,218 | 32,695 | 43,793 | **47,970** | 4,177 | 9.54% |
| 503.0000.49900 | Transfers-In (Various Funds) | 300,000 | 500,000 | 500,000 | **357,500** | -142,500 | -28.50% |
| *** TOTAL - 503 ELECTRIC DEV.FUND | | **319,218** | **532,695** | **543,793** | **405,470** | **-138,323** | **-25.44%** |
| | **510 WATER REVENUE FUND** | | | | | | |
| 510.0000.44710 | Water-Sales | 2,926,332 | 3,094,384 | 3,080,955 | **3,300,000** | 219,045 | 7.11% |
| 510.0000.44720 | Water-Penalties | 22,200 | 25,381 | 31,908 | **29,000** | -2,908 | -9.11% |
| 510.0000.44730 | Water-Taps and Inspections | 2,485 | 2,600 | 8,648 | **1,500** | -7,148 | -82.65% |
| 510.0000.44732 | Water-Reconnection Fees | 3,104 | 1,011 | 2,378 | **1,000** | -1,378 | -57.95% |
| 510.0000.44740 | Water-Miscellaneous Sales | 13,223 | 1,128 | 925 | **800** | -125 | -13.51% |
| 510.0000.44760 | HCW-Water-Sales-Co. Rd. P-HCW Rate | 73,410 | 90,915 | 25,194 | **25,000** | -194 | -0.77% |
| 510.0000.44761 | HCW-Water-Sales-SR108-HWC Rate 1 | 45,074 | 49,870 | 51,061 | **45,000** | -6,061 | -11.87% |
| 510.0000.44770 | HCW-Water-Penalty-Co. Rd. P-HCW Rate | 1,849 | 601 | 146 | **0** | -146 | -100.00% |
| 510.0000.44771 | HCW-Water-Penalty-SR108-HWC Rate 1 | 97 | 71 | 68 | | -68 | -100.00% |
| | 510 WATER REVENUE FUND - CONTINUED NEXT PAGE | | | | | | |

| =ACCOUNT NUM.#= FUND-DEPT-ACCNT | FUND SOURCE, REVENUE / RECEIPT ACCOUNTS ACCOUNT DESCRIPTION | 2014 ACTUAL RECEIPTS | 2015 ACTUAL RECEIPTS | 2016 ACTUAL RECEIPTS | 2017 BUDGETED REVENUES | 2017 $ $ INC/(DEC) 17Est-16Pro | 2017 % % INC/(DEC) 17In.Dc/16Pro |
|---|---|---|---|---|---|---|---|
| | **510 WATER REVENUE FUND - CONTINUED** | | | | | | |
| 510.0000.47000 | General-Miscellaneous Revenues | 170,160 | 11,957 | 10,639 | **5,000** | -5,639 | -53.00% |
| 510.0000.47200 | Interest Earnings | 3,214 | 8,530 | 17,888 | **17,000** | -888 | -4.96% |
| 510.0000.49600 | Reimbursements-Internal | 11,426 | 14,331 | 19,678 | **90,040** | 70,362 | 357.57% |
| 510.0000.49900 | Transfers-In (Various Funds) | 0 | 0 | 0 | **0** | 0 | 0.00% |
| ***** TOTAL - 510 WATER REV. FUND** | | **3,272,574** | **3,300,779** | **3,249,488** | **3,514,340** | **264,852** | **8.15%** |
| | **511 WATER DEPRECIATION RESERVE FUND** | | | | | | |
| 511.0000.43000 | Federal Grant Receipts (CDBG) (1) | 29,860 | 0 | 0 | **300,000** | 300,000 | 100.00% |
| 511.0000.47200 | Interest Earnings | 1,287 | 2,657 | 3,529 | **3,380** | -149 | -4.22% |
| 511.0000.49900 | Transfers-In (Various Funds) | 318,640 | 189,640 | 127,220 | **686,000** | 558,780 | 439.22% |
| ***** TOTAL - 511 WATER DEP. RES.FUND** | | **349,787** | **192,297** | **130,749** | **989,380** | **858,631** | **656.70%** |
| | **512 WATER DEBT RESERVE FUND** | | | | | | |
| 512.0000.47200 | Interest Earnings | 1,327 | 2,266 | 2,431 | **4,110** | 1,679 | 69.07% |
| 512.0000.49900 | Transfers-In (Various Funds) | 207,320 | 211,630 | 210,570 | **212,820** | 2,250 | 1.07% |
| ***** TOTAL - 512 WATER DEBT RES.FUND** | | **208,647** | **213,896** | **213,001** | **216,930** | **3,929** | **1.84%** |
| | **513 WATER OWDA BOND RETIREMENT FUND** | | | | | | |
| 513.0000.47200 | Interest Earnings | 186 | 299 | 184 | **300** | 116 | 63.04% |
| 513.0000.47530 | Assessments Levied-Water | 2,418 | 2,780 | 3,225 | **2,770** | -455 | -14.11% |
| 513.0000.49900 | Transfers-In (Various Funds) | 64,130 | 64,390 | 34,810 | **19,320** | -15,490 | -44.50% |
| ***** TOTAL - 513 WATER OWDA BOND RET.FUND** | | **66,734** | **67,469** | **38,219** | **22,390** | **-15,829** | **-41.42%** |
| | **519 WATER PLANT IMPROVEMENT & RENOVATION PROJECT FUND** | | | | | | |
| 519.0000.43500 | WSRLA/EPA-DEFA Loan Receipts | 0 | 0 | 0 | **19,950,000** | 19,950,000 | 100.00% |
| 519.0000.47000 | General-Miscellaneous Revenues | 0 | 0 | 0 | **0** | 0 | 0.00% |
| 519.0000.47200 | Interest Earnings | 8,381 | 13,081 | 16,227 | **26,760** | 10,533 | 64.91% |
| 519.0000.48000 | Note Proceeds | 2,500,000 | 2,500,000 | 3,900,000 | **0** | -3,900,000 | -100.00% |
| 519.0000.49900 | Transfers-In (Various Funds) | 13,540 | 10,130 | 18,290 | **29,900** | 11,610 | 63.48% |
| ***** TOTAL - 519 WATER PLANT REN. & IMP.PRJ.FUN** | | **2,521,921** | **2,523,211** | **3,934,517** | **20,006,660** | **16,072,143** | **408.49%** |
| | **520 SEWER UTILITY REVENUE FUND** | | | | | | |
| 520.0000.44810 | Sewer-Sales | 2,641,574 | 2,954,121 | 3,128,376 | **2,800,000** | -328,376 | -10.50% |
| 520.0000.44820 | Sewer-Penalties | 30,929 | 34,600 | 39,043 | **28,000** | -11,043 | -28.28% |
| 520.0000.44830 | Sewer-Taps and Inspections | 5,813 | 420 | 1,410 | **0** | -1,410 | -100.00% |
| 520.0000.44840 | Sewer-Miscellaneous Sales | 16,509 | 27,587 | 32,081 | **18,000** | -14,081 | -43.89% |
| 520.0000.44850 | Sewer-Capital Imp. Charge | 69 | 80 | 40 | **0** | -40 | -100.00% |
| 520.0000.44860 | Sewer-Storm Water Charge | 639,559 | 659,783 | 654,573 | **650,000** | -4,573 | -0.70% |
| 520.0000.44870 | Sewer-Storm Water Penalties | 8,161 | 8,590 | 8,667 | **1,000** | -7,667 | -88.46% |
| 520.0000.44880 | Sewer-Lateral Charge | 49,349 | 121,905 | 120,981 | **25,000** | -95,981 | -79.34% |
| 520.0000.44890 | Sewer-Lateral Charge Penalties | 632 | 1,858 | 1,864 | **0** | -1,864 | -100.00% |
| 520.0000.47000 | General-Miscellaneous Revenues | 394 | 14 | 70 | **0** | -70 | -100.00% |
| 520.0000.47200 | Interest Earnings | 7,467 | 21,556 | 90,454 | **17,380** | -73,074 | -80.79% |
| 520.0000.49600 | Reimbursements-Internal | 30,189 | 31,352 | 39,915 | **41,750** | 1,835 | 4.60% |
| 520.0000.49900 | Transfers-In (Various Funds) | 0 | 166,363 | 143,310 | **0** | -143,310 | -100.00% |
| ***** TOTAL - 520 SEWER (WWT) REV.FUND** | | **3,430,645** | **4,028,229** | **4,260,784** | **3,581,130** | **-679,654** | **-15.95%** |

**NOTES: (1) 2017 Grant Funding:**

**GRANT Funded - 6210 Water/Distribution - CDBG Grant funding of $300,000 for Hobson Street Waterline Improvements.**

| =ACCOUNT NUM.#= FUND-DEPT-ACCNT | FUND SOURCE, REVENUE / RECEIPT ACCOUNTS ACCOUNT DESCRIPTION | 2014 ACTUAL RECEIPTS | 2015 ACTUAL RECEIPTS | 2016 ACTUAL RECEIPTS | 2017 BUDGETED REVENUES | 2017 $ $ INC/(DEC) 17Est-16Pro | 2017 % % INC/(DEC) 17In.Dc/16Pro |
|---|---|---|---|---|---|---|---|
| | **521 SEWER UTIL.REPLCMNT. & IMP. FUND** | | | | | | |
| 521.0000.43100 | State Grant Receipts (1) | 12,372 | 325,000 | 280,403 | **315,000** | 34,597 | 12.34% |
| 521.0000.47000 | General-Miscellaneous Revenues | 0 | 0 | 11,142 | **0** | -11,142 | -100.00% |
| 521.0000.47200 | Interest Earnings | 8,588 | 8,398 | 8,536 | **22,120** | 13,584 | 159.14% |
| 521.0000.49900 | Transfers-In (Various Funds) | 1,205,000 | 679,000 | 1,933,290 | **1,727,600** | -205,690 | -10.64% |
| *** TOTAL - 521 SEWER REP. & IMP.FUND | | **1,225,960** | **1,012,398** | **2,233,371** | **2,064,720** | **-168,651** | **-7.55%** |
| NOTES: (1) 2017 Grant Funding Sources: GRANT Funded - Issue II Grant for $315,000 for the Haley Avenue Sanitary Sewer Improvements. | | | | | | | |
| | **522 SEWER UTILITY RESERVE FUND** | | | | | | |
| 522.0000.47200 | Interest Earnings | 2,233 | 3,024 | 3,006 | **5,330** | 2,324 | 77.31% |
| 522.0000.49900 | Transfers-In (Various Funds) | 364,390 | 449,840 | 450,100 | **466,390** | 16,290 | 3.62% |
| *** TOTAL - 522 SEWER DEBT UTY.RES.FUND | | **366,623** | **452,864** | **453,106** | **471,720** | **18,614** | **4.11%** |
| | **523 OWDA S.A. BOND RET. FUND** | | | | | | |
| 523.0000.47200 | Interest Earnings | 438 | 710 | 780 | **1,310** | 530 | 67.95% |
| 523.0000.47520 | Assessments-Levied- San. Sewers | 17,413 | 24,167 | 19,950 | **16,430** | -3,520 | -17.64% |
| 523.0000.49900 | Transfers-In | 93,780 | 93,770 | 93,770 | **87,950** | -5,820 | -6.21% |
| *** TOTAL - 523 OWDA SA DEBT RET.FD. | | **111,631** | **118,647** | **114,500** | **105,690** | **-8,810** | **-7.69%** |
| | **560 SANITATION (REFUSE) REVENUE FUND** | | | | | | |
| 560.0000.43000 | Federal Grant Receipts (1) | 0 | 0 | 0 | **50,000** | 50,000 | 100.00% |
| 560.0000.43200 | County Contracted Receipts-Yard Waste | 4,100 | 4,100 | 4,100 | **4,100** | 0 | 0.00% |
| 560.0000.44910 | Sanitation-Sales | 750,284 | 753,980 | 751,619 | **740,000** | -11,619 | -1.55% |
| 560.0000.44920 | Sanitation-Penalties | 12,102 | 12,201 | 12,334 | **10,000** | -2,334 | -18.92% |
| 560.0000.44930 | Sanitation-Tags | 28,546 | 26,210 | 28,720 | **25,000** | -3,720 | -12.95% |
| 560.0000.44940 | Sanitation-Special Pick Ups | 2,327 | 1,970 | 2,755 | **1,000** | -1,755 | -63.70% |
| 560.0000.44950 | Sanitation-Special Services | 55,473 | 55,824 | 55,100 | **53,000** | -2,100 | -3.81% |
| 560.0000.44960 | Sanitation-Special Services-Penalties | 758 | 815 | 809 | **0** | -809 | -100.00% |
| 560.0000.46040 | Sanitation-Refuse License | 1,000 | 400 | 300 | **0** | -300 | -100.00% |
| 560.0000.47000 | General-Miscellaneous Revenues | 9,028 | 6,889 | 6,979 | **1,000** | -5,979 | -85.67% |
| 560.0000.47200 | Interest Earnings | 2,921 | 6,131 | 9,865 | **10,160** | 295 | 2.99% |
| 560.0000.49600 | Reimbursements-Internal | 4,492 | 5,965 | 7,447 | **5,390** | -2,057 | -27.62% |
| *** TOTAL - 560 SAN.(REFUSE) REV.FUND | | **871,031** | **874,485** | **880,028** | **899,650** | **19,622** | **2.23%** |
| NOTES: (1) 2017 Grant Funding Sources: GRANT Funded - EPA Grant for $50,000 for the Mosquito Control Program. | | | | | | | |
| | **561 SANITATION (REFUSE) DEP. FUND** | | | | | | |
| 561.0000.47200 | Interest Earnings | 419 | 930 | 1,497 | **1,860** | 363 | 24.25% |
| 561.0000.49900 | Transfers-In (Various Funds) | 40,000 | 48,000 | 40,000 | **40,000** | 0 | 0.00% |
| *** TOTAL - 561 SANITATION DEP.FUND | | **40,419** | **48,930** | **41,497** | **41,860** | **363** | **0.87%** |
| | **580 METER DEPOSITS (ELEC.&WATER) FUND** | | | | | | |
| 580.0000.47110 | Meter Deposits-Deposits on Acct. | 55,852 | 18,663 | 44,719 | **20,000** | -24,719 | -55.28% |
| *** TOTAL - 580 METER DEPOSITS FUND | | **55,852** | **18,663** | **44,719** | **20,000** | **-24,719** | **-55.28%** |

| =ACCOUNT NUM.#= FUND-DEPT-ACCNT | FUND SOURCE, REVENUE / RECEIPT ACCOUNTS ACCOUNT DESCRIPTION | 2014 ACTUAL RECEIPTS | 2015 ACTUAL RECEIPTS | 2016 ACTUAL RECEIPTS | *2017 BUDGETED REVENUES* | 2017 $ $ INC/(DEC) 17Est-16Pro | 2017 % % INC/(DEC) 17In.Dc/16Pro |
|---|---|---|---|---|---|---|---|
| | **600 CENTRAL GARAGE ROTARY FUND** | | | | | | |
| 600.0000.47000 | General-Miscellaneous Revenues | 415 | 0 | 0 | **0** | 0 | 0.00% |
| 600.0000.49400 | Reimb.-Charges for Services-Garage | 72,154 | 69,586 | 66,548 | **60,000** | -6,548 | -9.84% |
| 600.0000.49450 | Reimb.-Charges for Services-Fuel | 68,000 | 48,993 | 48,837 | **50,000** | 1,163 | 2.38% |
| 600.0000.49600 | Reimbursements-Internal | 6,884 | 5,016 | 8,255 | **7,740** | -515 | -6.24% |
| 600.0000.49900 | Transfers-In (Various Funds)-Subsidy | 129,190 | 196,000 | 151,850 | **185,950** | 34,100 | 22.46% |
| ***** TOTAL - 600 CNTRL.GAR./FUEL RTRY.CHGS.FUN** | | **276,643** | **319,595** | **275,490** | **303,690** | **28,200** | **10.24%** |
| ****** GRAND TOTAL - ALL FUNDS** | | **44,926,596** | **44,922,842** | **50,541,082** | **63,899,550** | **13,358,468** | **26.43%** |

## INCOME TAX - MONTHLY RECEIPT SUMMARY



### USING PERIOD ENDING - DECEMBER 31, 2016

| Income Tax By Source | 2012 Year-to-date | 2013 Year-to-date | 2014 Year-to-date | 2015 Year-to-date | 2016 Month-to-date | 2016 Year-to-date | 2016 to 2015 Year $ Chg. | 2016 to 2015 Year % Chg. |
|---|---|---|---|---|---|---|---|---|
| January | | | | | | | | |
| Resident | 29,466.96 | 25,459.18 | 37,436.01 | 23,648.76 | 31,601.64 | 31,601.64 | 7,952.88 | 33.63% |
| Business | 19,828.63 | 24,718.56 | 79,080.74 | 33,717.68 | 132,701.91 | 132,701.91 | 98,984.23 | 293.57% |
| Withholding | 423,851.02 | 335,266.49 | 417,441.60 | 399,808.72 | 425,215.62 | 425,215.62 | 25,406.90 | 6.35% |
| Total YTD-Jan-> | 473,146.61 | 385,444.23 | 533,958.35 | 457,175.16 | 589,519.17 | 589,519.17 | 132,344.01 | 28.95% |
| % Coll.YTD-> | 12.95% | 10.23% | 13.34% | 10.80% | Avg.12 to 15 -> | 11.83% | | |
| February | | | | | | | | |
| Resident | 69,287.76 | 50,179.79 | 72,346.77 | 58,648.84 | 62,233.29 | 93,834.93 | 35,186.09 | 59.99% |
| Business | 23,836.19 | 40,786.88 | 86,278.56 | 118,413.64 | 16,796.09 | 149,498.00 | 31,084.36 | 26.25% |
| Withholding | 702,678.14 | 634,232.86 | 698,041.16 | 757,785.75 | 472,515.56 | 897,731.18 | 139,945.43 | 18.47% |
| Total YTD-Feb-> | 795,802.09 | 725,199.53 | 856,666.49 | 934,848.23 | 551,544.94 | 1,141,064.11 | 206,215.88 | 22.06% |
| % Coll.YTD-> | 21.78% | 19.25% | 21.40% | 22.08% | Avg.12 to 15 -> | 21.13% | | |
| March | | | | | | | | |
| Resident | 116,783.28 | 99,969.97 | 136,663.01 | 126,917.00 | 95,479.68 | 189,314.61 | 62,397.61 | 49.16% |
| Business | 58,517.88 | 88,396.77 | 124,577.46 | 159,967.32 | 61,380.50 | 210,878.50 | 50,911.18 | 31.83% |
| Withholding | 763,219.79 | 652,053.40 | 795,942.50 | 776,503.32 | 220,361.31 | 1,118,092.49 | 341,589.17 | 43.99% |
| Total YTD-Mar-> | 938,520.95 | 840,420.14 | 1,057,182.97 | 1,063,387.64 | 377,221.49 | 1,518,285.60 | 454,897.96 | 42.78% |
| % Coll.YTD-> | 25.69% | 22.31% | 26.41% | 25.12% | Avg.12 to 15 -> | 24.88% | | |
| April | | | | | | | | |
| Resident | 329,477.10 | 364,123.18 | 363,427.24 | 378,652.52 | 246,961.81 | 436,276.42 | 57,623.90 | 15.22% |
| Business | 115,007.02 | 167,707.70 | 271,461.20 | 287,315.44 | 148,375.46 | 359,253.96 | 71,938.52 | 25.04% |
| Withholding | 1,058,157.35 | 1,031,012.37 | 1,051,171.50 | 1,105,593.03 | 375,053.27 | 1,493,145.76 | 387,552.73 | 35.05% |
| Total YTD-Apr-> | 1,502,641.47 | 1,562,843.25 | 1,686,059.94 | 1,771,560.99 | 770,390.54 | 2,288,676.14 | 517,115.15 | 29.19% |
| % Coll.YTD-> | 41.13% | 41.49% | 42.12% | 41.84% | Avg.12 to 15 -> | 41.65% | | |
| May | | | | | | | | |
| Resident | 338,857.77 | 375,400.87 | 377,316.98 | 404,014.32 | 34,086.84 | 470,363.26 | 66,348.94 | 16.42% |
| Business | 127,872.81 | 197,920.53 | 282,119.38 | 300,526.69 | 13,329.50 | 372,583.46 | 72,056.77 | 23.98% |
| Withholding | 1,371,432.33 | 1,321,579.71 | 1,376,461.61 | 1,469,142.74 | 196,711.52 | 1,689,857.28 | 220,714.54 | 15.02% |
| Total YTD-May-> | 1,838,162.91 | 1,894,901.11 | 2,035,897.97 | 2,173,683.75 | 244,127.86 | 2,532,804.00 | 359,120.25 | 16.52% |
| % Coll.YTD-> | 50.31% | 50.30% | 50.86% | 51.34% | Avg.12 to 15 -> | 50.70% | | |
| June | | | | | | | | |
| Resident | 365,265.29 | 398,765.48 | 402,789.32 | 434,488.67 | 47,833.21 | 518,196.47 | 83,707.80 | 19.27% |
| Business | 144,353.08 | 265,607.87 | 378,079.90 | 365,286.76 | 44,703.15 | 417,286.61 | 51,999.85 | 14.24% |
| Withholding | 1,469,548.50 | 1,466,579.01 | 1,429,834.19 | 1,582,720.41 | 149,400.06 | 1,839,257.34 | 256,536.93 | 16.21% |
| Total YTD-June-> | 1,979,166.87 | 2,130,952.36 | 2,210,703.41 | 2,382,495.84 | 241,936.42 | 2,774,740.42 | 392,244.58 | 16.46% |
| % Coll.YTD-> | 54.17% | 56.57% | 55.23% | 56.27% | Avg.12 to 15 -> | 55.56% | | |

## INCOME TAX - MONTHLY RECEIPT SUMMARY



### USING PERIOD ENDING - DECEMBER 31, 2016

| Income Tax By Source | 2012 Year-to-date | 2013 Year-to-date | 2014 Year-to-date | 2015 Year-to-date | 2016 Month-to-date | 2016 Year-to-date | 2016 to 2015 Year $ Chg. | 2016 to 2015 Year % Chg. |
|---|---|---|---|---|---|---|---|---|
| July | | | | | | | | |
| Resident | 388,639.10 | 422,330.11 | 420,785.94 | 454,210.54 | 23,897.50 | 542,093.97 | 87,883.43 | 19.35% |
| Business | 150,008.08 | 274,315.35 | 389,902.24 | 384,470.52 | 113,129.41 | 530,416.02 | 145,945.50 | 37.96% |
| Withholding | 1,785,463.07 | 1,802,094.76 | 1,793,714.80 | 1,879,195.31 | 454,630.78 | 2,293,888.12 | 414,692.81 | 22.07% |
| Total YTD-July-> | 2,324,110.25 | 2,498,740.22 | 2,604,402.98 | 2,717,876.37 | 591,657.69 | 3,366,398.11 | 648,521.74 | 23.86% |
| % Coll.YTD-> | 63.61% | 66.33% | 65.07% | 64.19% | Avg.12 to 15 -> | 64.80% | | |
| August | | | | | | | | |
| Resident | 397,567.73 | 433,047.96 | 436,124.97 | 474,038.53 | 21,520.22 | 563,614.19 | 89,575.66 | 18.90% |
| Business | 166,939.96 | 291,500.65 | 407,625.68 | 390,186.93 | 7,856.00 | 538,272.02 | 148,085.09 | 37.95% |
| Withholding | 2,043,112.38 | 2,052,427.92 | 2,088,947.29 | 2,214,115.25 | 162,690.90 | 2,456,579.02 | 242,463.77 | 10.95% |
| Total YTD-Aug-> | 2,607,620.07 | 2,776,976.53 | 2,932,697.94 | 3,078,340.71 | 192,067.12 | 3,558,465.23 | 480,124.52 | 15.60% |
| % Coll.YTD-> | 71.37% | 73.72% | 73.27% | 72.71% | Avg.12 to 15 -> | 72.77% | | |
| September | | | | | | | | |
| Resident | 428,512.19 | 452,191.67 | 476,711.23 | 503,629.14 | 51,718.71 | 615,332.90 | 111,703.76 | 22.18% |
| Business | 189,398.77 | 358,044.56 | 458,415.09 | 566,602.70 | 125,412.08 | 663,684.10 | 97,081.40 | 17.13% |
| Withholding | 2,055,432.40 | 2,069,892.78 | 2,145,522.51 | 2,312,804.13 | 181,321.13 | 2,637,900.15 | 325,096.02 | 14.06% |
| Total YTD-Sep-> | 2,673,343.36 | 2,880,129.01 | 3,080,648.83 | 3,383,035.97 | 358,451.92 | 3,916,917.15 | 533,881.18 | 15.78% |
| % Coll.YTD-> | 73.17% | 76.46% | 76.97% | 79.90% | Avg.12 to 15 -> | 76.63% | | |
| October | | | | | | | | |
| Resident | 460,288.80 | 484,692.95 | 514,067.81 | 539,647.51 | 47,355.68 | 662,688.58 | 123,041.07 | 22.80% |
| Business | 201,902.64 | 377,647.42 | 535,937.60 | 571,878.84 | 7,513.81 | 671,197.91 | 99,319.07 | 17.37% |
| Withholding | 2,481,308.20 | 2,481,029.94 | 2,479,669.95 | 2,643,128.22 | 413,724.86 | 3,051,625.01 | 408,496.79 | 15.46% |
| Tot.YTD-Oct-> | 3,143,499.64 | 3,343,370.31 | 3,529,675.36 | 3,754,654.57 | 468,594.35 | 4,385,511.50 | 630,856.93 | 16.80% |
| % Coll.YTD-> | 86.04% | 88.76% | 88.19% | 88.68% | Avg.12 to 15 -> | 87.92% | | |
| November | | | | | | | | |
| Resident | 473,527.14 | 499,553.32 | 533,473.60 | 565,829.95 | 20,527.92 | 683,216.50 | 117,386.55 | 20.75% |
| Business | 224,843.03 | 386,640.02 | 536,790.60 | 579,815.32 | 2,717.27 | 673,915.18 | 94,099.86 | 16.23% |
| Withholding | 2,718,876.56 | 2,764,185.93 | 2,832,183.89 | 3,001,320.46 | 177,571.44 | 3,229,196.45 | 227,875.99 | 7.59% |
| Total YTD-Nov-> | 3,417,246.73 | 3,650,379.27 | 3,902,448.09 | 4,146,965.73 | 200,816.63 | 4,586,328.13 | 439,362.40 | 10.59% |
| % Coll.YTD-> | 93.53% | 96.91% | 97.50% | 97.95% | Avg.12 to 15 -> | 96.47% | | |
| December | | | | | | | | |
| Resident | 490,275.70 | 524,929.70 | 555,794.80 | 603,720.62 | 43,226.67 | 726,443.17 | 122,722.55 | 20.33% |
| Business | 343,738.03 | 426,751.49 | 561,348.59 | 608,345.13 | 134,022.51 | 807,937.69 | 199,592.56 | 32.81% |
| Withholding | 2,819,529.68 | 2,815,262.99 | 2,885,427.65 | 3,021,850.71 | 143,120.50 | 3,372,316.95 | 350,466.24 | 11.60% |
| Total YTD-Dec-> | 3,653,543.41 | 3,766,944.18 | 4,002,571.04 | 4,233,916.46 | 320,369.68 | 4,906,697.81 | 672,781.35 | 15.89% |
| % Coll.YTD-> | 100.00% | 100.00% | 100.00% | 100.00% | Avg.12 to 15 -> | 100.00% | | |
| | | ***2016 ACTUAL INCOME TAX Janurary through December, 2016 ->*** | | | | **$ 4,906,698** | *<- ACTUAL 2016* | |
| | | ***INCOME TAX COLLECTED - RATE OF INCREASE/DECREASE FROM PRIOR YEAR ->*** | | | | 15.89% | *<- Overall % Inc.to Prior Year* | |
| | | | ***Original Annual Estimate used in 2016 Budget ->*** | | | ***2016 Est.->*** | ***$3,900,000*** | |

## INCOME TAX - MONTHLY RECEIPT SUMMARY



**USING PERIOD ENDING - DECEMBER 31, 2016**

| Income Tax Collected by | In.Tax % Levy | 2016 MTD | 2016 YTD | 2015 YTD | 2016 Cur.Year $ Inc./(Dec) | 16 to 15 % Inc./(Dec) | 2014 YTD | 2016 Cur.Year $ Inc./(Dec) | 16 to 14 % Inc./(Dec) | 2013 YTD | 2016 Cur.Year $ Inc./(Dec) | 16 to 13 % Inc./(Dec) |
|---|---|---|---|---|---|---|---|---|---|---|---|---|
| January | | | | | | | | | | | | |
| Income Tax @ | 1.00% | 393,311.33 | 393,311.33 | 304,900.71 | 88,410.62 | 29.00% | 356,503.58 | 36,807.75 | 10.32% | 257,086.06 | 136,225.27 | 52.99% |
| Voted Rec.Tax @ | 0.20% | 78,661.99 | 78,661.99 | 60,980.06 | 17,681.93 | 29.00% | 71,300.55 | 7,361.44 | 10.32% | 51,417.14 | 27,244.85 | 52.99% |
| Voted GF Tax @ | 0.30% | 117,545.85 | 117,545.85 | 91,294.39 | 26,251.46 | 28.75% | 106,154.22 | 11,391.63 | 10.73% | 76,941.03 | 40,604.82 | 52.77% |
| Total YTD-Jan-> | 1.50% | 589,519.17 | 589,519.17 | 457,175.16 | 132,344.01 | 28.95% | 533,958.35 | 55,560.82 | 10.41% | 385,444.23 | 204,074.94 | 52.95% |
| February | | | | | | | | | | | | |
| Income Tax @ | 1.00% | 368,193.43 | 761,504.76 | 624,026.27 | 137,478.49 | 22.03% | 572,592.13 | 188,912.63 | 32.99% | 483,940.57 | 277,564.19 | 57.36% |
| Voted Rec.Tax @ | 0.20% | 73,638.17 | 152,300.16 | 124,804.87 | 27,495.29 | 22.03% | 114,517.85 | 37,782.31 | 32.99% | 96,787.76 | 55,512.40 | 57.35% |
| Voted GF Tax @ | 0.30% | 109,713.34 | 227,259.19 | 186,017.09 | 41,242.10 | 22.17% | 169,556.51 | 57,702.68 | 34.03% | 144,471.20 | 82,787.99 | 57.30% |
| Total YTD-Feb-> | 1.50% | 551,544.94 | 1,141,064.11 | 934,848.23 | 206,215.88 | 22.06% | 856,666.49 | 284,397.62 | 33.20% | 725,199.53 | 415,864.58 | 57.34% |
| March | | | | | | | | | | | | |
| Income Tax @ | 1.00% | 251,878.20 | 1,013,382.96 | 709,942.71 | 303,440.25 | 42.74% | 706,525.70 | 306,857.26 | 43.43% | 561,081.29 | 452,301.67 | 80.61% |
| Voted Rec.Tax @ | 0.20% | 50,375.35 | 202,675.51 | 141,988.02 | 60,687.49 | 42.74% | 141,304.44 | 61,371.07 | 43.43% | 112,215.83 | 90,459.68 | 80.61% |
| Voted GF Tax @ | 0.30% | 74,967.94 | 302,227.13 | 211,456.91 | 90,770.22 | 42.93% | 209,352.83 | 92,874.30 | 44.36% | 167,123.02 | 135,104.11 | 80.84% |
| Total YTD-Mar-> | 1.50% | 377,221.49 | 1,518,285.60 | 1,063,387.64 | 454,897.96 | 42.78% | 1,057,182.97 | 461,102.63 | 43.62% | 840,420.14 | 677,865.46 | 80.66% |
| April | | | | | | | | | | | | |
| Income Tax @ | 1.00% | 513,691.77 | 1,527,074.73 | 1,182,325.94 | 344,748.79 | 29.16% | 1,126,250.43 | 400,824.30 | 35.59% | 1,042,808.06 | 484,266.67 | 46.44% |
| Voted Rec.Tax @ | 0.20% | 102,738.21 | 305,413.72 | 236,464.34 | 68,949.38 | 29.16% | 225,249.14 | 80,164.58 | 35.59% | 208,560.79 | 96,852.93 | 46.44% |
| Voted GF Tax @ | 0.30% | 153,960.56 | 456,187.69 | 352,770.71 | 103,416.98 | 29.32% | 334,560.37 | 121,627.32 | 36.35% | 311,474.40 | 144,713.29 | 46.46% |
| Total YTD-Apr-> | 1.50% | 770,390.54 | 2,288,676.14 | 1,771,560.99 | 517,115.15 | 29.19% | 1,686,059.94 | 602,616.20 | 35.74% | 1,562,843.25 | 725,832.89 | 46.44% |
| May | | | | | | | | | | | | |
| Income Tax @ | 1.00% | 162,975.68 | 1,690,050.41 | 1,450,732.06 | 239,318.35 | 16.50% | 1,359,728.66 | 330,321.75 | 24.29% | 1,264,377.35 | 425,673.06 | 33.67% |
| Voted Rec.Tax @ | 0.20% | 32,594.69 | 338,008.41 | 290,145.30 | 47,863.11 | 16.50% | 271,944.69 | 66,063.72 | 24.29% | 252,874.61 | 85,133.80 | 33.67% |
| Voted GF Tax @ | 0.30% | 48,557.49 | 504,745.18 | 432,806.31 | 71,938.87 | 16.62% | 404,224.62 | 100,520.56 | 24.87% | 377,649.15 | 127,096.03 | 33.65% |
| Total YTD-May-> | 1.50% | 244,127.86 | 2,532,804.00 | 2,173,683.67 | 359,120.33 | 16.52% | 2,035,897.97 | 496,906.03 | 24.41% | 1,894,901.11 | 637,902.89 | 33.66% |
| June | | | | | | | | | | | | |
| Income Tax @ | 1.00% | 161,390.97 | 1,851,441.38 | 1,590,422.41 | 261,018.97 | 16.41% | 1,476,919.61 | 374,521.77 | 25.36% | 1,421,776.00 | 429,665.38 | 30.22% |
| Voted Rec.Tax @ | 0.20% | 32,277.85 | 370,286.26 | 318,083.00 | 52,203.26 | 16.41% | 295,382.67 | 74,903.59 | 25.36% | 284,354.29 | 85,931.97 | 30.22% |
| Voted GF Tax @ | 0.30% | 48,267.60 | 553,012.78 | 473,990.43 | 79,022.35 | 16.67% | 438,401.13 | 114,611.65 | 26.14% | 424,822.07 | 128,190.71 | 30.18% |
| Total YTD-June-> | 1.50% | 241,936.42 | 2,774,740.42 | 2,382,495.84 | 392,244.58 | 16.46% | 2,210,703.41 | 564,037.01 | 25.51% | 2,130,952.36 | 643,788.06 | 30.21% |

## INCOME TAX - MONTHLY RECEIPT SUMMARY



**USING PERIOD ENDING - DECEMBER 31, 2016**

| Income Tax Collected by % | In.Tax % Levy | 2016 MTD | 2016 YTD | 2015 YTD | 2016 Cur.Year $ Inc./(Dec) | 16 to 15 % Inc./(Dec) | 2014 YTD | 2016 Cur.Year $ Inc./(Dec) | 16 to 14 % Inc./(Dec) | 2013 YTD | 2016 Cur.Year $ Inc./(Dec) | 16 to 13 % Inc./(Dec) |
|---|---|---|---|---|---|---|---|---|---|---|---|---|
| July | | | | | | | | | | | | |
| Income Tax @ | 1.00% | 394,525.34 | 2,245,966.72 | 1,814,115.06 | 431,851.66 | 23.81% | 1,739,769.72 | 506,197.00 | 29.10% | 1,667,128.13 | 578,838.59 | 34.72% |
| Voted Rec.Tax @ | 0.20% | 78,904.78 | 449,191.04 | 362,821.31 | 86,369.73 | 23.81% | 347,952.49 | 101,238.55 | 29.10% | 333,423.73 | 115,767.31 | 34.72% |
| Voted GF Tax @ | 0.30% | 118,227.57 | 671,240.35 | 540,940.00 | 130,300.35 | 24.09% | 516,680.77 | 154,559.58 | 29.91% | 498,188.36 | 173,051.99 | 34.74% |
| Total YTD-July-> | 1.50% | 591,657.69 | 3,366,398.11 | 2,717,876.37 | 648,521.74 | 23.86% | 2,604,402.98 | 761,995.13 | 29.26% | 2,498,740.22 | 867,657.89 | 34.72% |
| August (*) | | | | | | | | | | | | |
| Income Tax @ | 1.00% | 128,041.03 | 2,374,007.75 | 2,054,485.21 | 319,522.54 | 15.55% | 1,958,842.29 | 415,165.46 | 21.19% | 1,852,642.15 | 521,365.60 | 28.14% |
| Voted Rec.Tax @ | 0.20% | 25,607.90 | 474,798.94 | 410,895.17 | 63,903.77 | 15.55% | 391,766.83 | 83,032.11 | 21.19% | 370,526.52 | 104,272.42 | 28.14% |
| Voted GF Tax @ | 0.30% | 38,343.19 | 709,583.54 | 612,960.33 | 96,623.21 | 15.76% | 582,088.82 | 127,494.72 | 21.90% | 553,784.22 | 155,799.32 | 28.13% |
| Total YTD-Aug-> | 1.50% | 191,992.12 | 3,558,390.23 | 3,078,340.71 | 480,049.52 | 15.59% | 2,932,697.94 | 625,692.29 | 21.34% | 2,776,952.89 | 781,437.34 | 28.14% |
| (*) Special Note: Actual Deposit $75.00 less than reported due to funds in transit. Correction to show in September. | | | | | | | | | | | | |
| September (*) | | | | | | | | | | | | |
| Income Tax @ | 1.00% | 239,037.00 | 2,613,044.75 | 2,257,678.02 | 355,366.73 | 15.74% | 2,058,178.24 | 554,866.51 | 26.96% | 1,921,450.46 | 691,594.29 | 35.99% |
| Voted Rec.Tax @ | 0.20% | 47,807.08 | 522,606.02 | 451,533.58 | 71,072.44 | 15.74% | 411,633.45 | 110,972.57 | 26.96% | 384,288.12 | 138,317.90 | 35.99% |
| Voted GF Tax @ | 0.30% | 71,682.84 | 781,266.38 | 673,824.37 | 107,442.01 | 15.95% | 610,837.14 | 170,429.24 | 27.90% | 574,390.43 | 206,875.95 | 36.02% |
| Total YTD-Sep-> | 1.50% | 358,526.92 | 3,916,917.15 | 3,383,035.97 | 533,881.18 | 15.78% | 3,080,648.83 | 836,268.32 | 27.15% | 2,880,129.01 | 1,036,788.14 | 36.00% |
| (*) Special Note: Actual Deposit $75.00 greater than reported due to funds in transit from August. | | | | | | | | | | | | |
| October | | | | | | | | | | | | |
| Income Tax @ | 1.00% | 312,442.46 | 2,925,487.21 | 2,505,602.35 | 419,884.86 | 16.76% | 2,357,968.02 | 567,519.19 | 24.07% | 2,230,299.42 | 695,187.79 | 31.17% |
| Voted Rec.Tax @ | 0.20% | 62,488.15 | 585,094.17 | 501,118.25 | 83,975.92 | 16.76% | 471,591.16 | 113,503.01 | 24.07% | 446,057.88 | 139,036.29 | 31.17% |
| Voted GF Tax @ | 0.30% | 93,663.74 | 874,930.12 | 747,933.97 | 126,996.15 | 16.98% | 700,116.18 | 174,813.94 | 24.97% | 667,013.01 | 207,917.11 | 31.17% |
| Total YTD-Oct-> | 1.50% | 468,594.35 | 4,385,511.50 | 3,754,654.57 | 630,856.93 | 16.80% | 3,529,675.36 | 855,836.14 | 24.25% | 3,343,370.31 | 1,042,141.19 | 31.17% |
| November | | | | | | | | | | | | |
| Income Tax @ | 1.00% | 133,979.54 | 3,059,466.75 | 2,768,463.60 | 291,003.15 | 10.51% | 2,606,609.09 | 452,857.66 | 17.37% | 2,435,150.80 | 624,315.95 | 25.64% |
| Voted Rec.Tax @ | 0.20% | 26,795.86 | 611,890.03 | 553,689.80 | 58,200.23 | 10.51% | 521,319.22 | 90,570.81 | 17.37% | 487,027.97 | 124,862.06 | 25.64% |
| Voted GF Tax @ | 0.30% | 40,041.23 | 914,971.35 | 824,812.33 | 90,159.02 | 10.93% | 774,519.78 | 140,451.57 | 18.13% | 728,200.50 | 186,770.85 | 25.65% |
| Total YTD-Nov-> | 1.50% | 200,816.63 | 4,586,328.13 | 4,146,965.73 | 439,362.40 | 10.59% | 3,902,448.09 | 683,880.04 | 17.52% | 3,650,379.27 | 935,948.86 | 25.64% |
| December | | | | | | | | | | | | |
| Income Tax @ | 1.00% | 213,596.84 | 3,273,063.59 | 2,826,670.23 | 446,393.36 | 15.79% | 2,673,626.45 | 599,437.14 | 22.42% | 2,513,098.22 | 759,965.37 | 30.24% |
| Voted Rec.Tax @ | 0.20% | 42,717.82 | 654,607.85 | 565,330.87 | 89,276.98 | 15.79% | 534,722.60 | 119,885.25 | 22.42% | 502,617.27 | 151,990.58 | 30.24% |
| Voted GF Tax @ | 0.30% | 64,055.02 | 979,026.37 | 841,915.36 | 137,111.01 | 16.29% | 794,221.99 | 184,804.38 | 23.27% | 751,228.69 | 227,797.68 | 30.32% |
| Total YTD-Dec-> | 1.50% | 320,369.68 | 4,906,697.81 | 4,233,916.46 | 672,781.35 | 15.89% | 4,002,571.04 | 904,126.77 | 22.59% | 3,766,944.18 | 1,139,753.63 | 30.26% |

## 2017 ESTIMATED INTERNAL REIMBURSABLE COSTS - ALLOCATION OF SHARED AND DIRECT COSTS - 12-14-2016

***2017 ESTIMATED*** **Projected Amount for the Period of (01-01-2017 to 12-31-2017), based on Projected Expenses**

***NOTE: Budgeted Allocations (%'s) were changed by City Council, Ord. 104-09, Passed 12/21/2009!***

**100 GF ADMINISTRATIVE SHARED COSTS & DISPATCHING SERVICES TO ENTERPRISE FUNDS:**

| **100 GF DEPARTMENT -->** | **= 1100 CITY COUNCIL =** | | **= 1200 MAYORS OFFC. =** | | **=1300 CITY MANAGER=** | | **=1370 HUMAN RESRCE.=** | |
|---|---|---|---|---|---|---|---|---|
| Projected Appropriations --> | | **56,890** | | **20,100** | | **194,710** | | **112,310** |
| 100 GENERAL FUND-Net Direct | 25% | 14,220 | 25% | 5,020 | 10% | 19,480 | 30% | 33,690 |
| 500 ELECTRIC OPER.FUND | 30% | 17,070 | 30% | 6,030 | 40% | 77,880 | 25% | 28,080 |
| 510 WATER REV. FUND | 20% | 11,380 | 20% | 4,020 | 20% | 38,940 | 20% | 22,460 |
| 520 SEWER REV. FUND | 20% | 11,380 | 20% | 4,020 | 20% | 38,940 | 20% | 22,460 |
| 560 SANITATION FUND | 5% | 2,840 | 5% | 1,010 | 10% | 19,470 | 5% | 5,620 |
| **Sub-Total Reimbursement** | **75%** | **42,670** | **75%** | **15,080** | **90%** | **175,230** | **70%** | **78,620** |
| **Verification Total** | **100%** | **56,890** | **100%** | **20,100** | **100%** | **194,710** | **100%** | **112,310** |

| **100 GF DEPARTMENT -->** | **=1400 LAW DIRECTOR=** | | **=1500 FIN/ADMINSTR.=** | | **=1520 FIN/UTILITY BILL=** | | **=1600 INF.SYS./ADMIN.=** | |
|---|---|---|---|---|---|---|---|---|
| Projected Appropriations --> | | **207,100** | | **518,060** | | **213,790** | | **183,220** |
| 100 GENERAL FUND-Net Direct | 30% | 62,120 | 10% | 51,810 | 0% | 0 | 30% | 54,970 |
| 500 ELECTRIC OPER.FUND | 25% | 51,780 | 40% | 207,220 | 50% | 106,900 | 35% | 64,130 |
| 510 WATER REV. FUND | 20% | 41,420 | 20% | 103,610 | 20% | 42,760 | 15% | 27,480 |
| 520 SEWER REV. FUND | 20% | 41,420 | 20% | 103,610 | 20% | 42,760 | 15% | 27,480 |
| 560 SANITATION FUND | 5% | 10,360 | 10% | 51,810 | 10% | 21,370 | 5% | 9,160 |
| **Sub-Total Reimbursement** | **70%** | **144,980** | **90%** | **466,250** | **100%** | **213,790** | **70%** | **128,250** |
| **Verification Total** | **100%** | **207,100** | **100%** | **518,060** | **100%** | **213,790** | **100%** | **183,220** |
| | **(1)** | | | | | | **(2)** | |

| **100 GF DEPARTMENT -->** | **=1700 ENGINEERING=** | | **=1900 GENERAL GOV.=** | | **=2100 POLICE-Dispatch=** | | **=5130 SV/BLDG. & PROP.=** | |
|---|---|---|---|---|---|---|---|---|
| Projected Appropriations --> | | **554,100** | | **184,270** | | **291,680** | | **85,690** |
| 100 GENERAL FUND-Net Direct | 8% | 44,330 | 15% | 27,640 | 87% | 253,760 | 20% | 17,140 |
| 500 ELECTRIC OPER.FUND | 33% | 182,850 | 50% | 92,140 | 10% | 29,170 | 30% | 25,710 |
| 510 WATER REV. FUND | 25% | 138,530 | 15% | 27,640 | 2% | 5,830 | 15% | 12,850 |
| 520 SEWER REV. FUND | 34% | 188,390 | 15% | 27,640 | 0.5% | 1,460 | 15% | 12,850 |
| 560 SANITATION FUND | 0% | 0 | 5% | 9,210 | 0.5% | 1,460 | 20% | 17,140 |
| **Sub-Total Reimbursement** | **92%** | **509,770** | **85%** | **156,630** | **13%** | **37,920** | **80%** | **68,550** |
| **Verification Total** | **100%** | **554,100** | **100%** | **184,270** | **100%** | **291,680** | **100%** | **85,690** |
| | | | **(3)** | | **(4)** | | | |

| **100 GF DEPARTMENT -->** | | **2017 GRAND TOTALS** | |
|---|---|---|---|
| Projected Appropriations --> | | **2,621,920** | |
| 100 GENERAL FUND-Net Direct | **22%** | **584,180** | |
| 500 ELECTRIC OPER.FUND | **34%** | **888,960** | *<- 500.9800.59110 Reimburse-Shared Expense* |
| 510 WATER REV. FUND | **18%** | **476,920** | *<- 510.9800.59110 Reimburse-Shared Expense* |
| 520 SEWER REV. FUND | **20%** | **522,410** | *<- 520.9800.59110 Reimburse-Shared Expense* |
| 560 SANITATION FUND | **5%** | **149,450** | *<- 560.9800.59110 Reimburse-Shared Expense* |
| **Sub-Total Reimbursement** | **77%** | **2,037,740** | *<- 100.0000.49600 Reimbursements-Internal* |
| **Verification Total** | **99%** | **2,621,920** | |

*Expenditure - Reimbursement Accounts*

*Revenue Account*

***All GRAND TOTALS Rounded Nearest "10"!***

## 2017 ESTIMATED INTERNAL REIMBURSABLE COSTS - ALLOCATION OF SHARED AND DIRECT COSTS - 12-14-2016

***2017 ESTIMATED*** **Projected Amount for the Period of (01-01-2017 to 12-31-2017), based on Projected Expenses**

***NOTE: Budgeted Allocations (%'s) were changed by City Council, Ord. 104-09, Passed 12/21/2009!***

NOTES: (1) 1400 Law Director excludes $36,420 of Direct County Reimbursement for Contracted Prosecutor Services and Administration Fees.
(2) 1600 Information Systems excludes $10,000 of Reimbursed Expense allocated to the 272 Court Computerization Fund.
(3) 1900 General Government excludes $94,940 of Electric, $1,560 of Water & Sewer and $20,000 Undefined Contingencies, Totals $116,500.
(4) 2100 Police - Dispatch Salary, OT, and Fringes, 13% Est. for 1 FT Equivalent Dispatcher allocated for Utility and Operations Calls.

**OTHER SHARED AND DIRECT EXPENSED INTERNAL REIMBURSABLE AMOUNTS:**

| | | | | |
|---|---|---|---|---|
| **From: 100 GENERAL FUND** | *Expense -> 100.9800.59130* | | 7,500 | |
| To: 100 GENERAL FUND | Department - 2200 Fire/Safety Services | *Revenue -> 100.0000.49600* | | **7,500** |
| NOTE: Record Administrative Salary and Fringes direct funded from 100 General Fund per Township Cnt. for Fire Services. | | | | ========== |
| **From: 100 GENERAL FUND** | *Expense -> 100.9800.59110* | | 10,000 | |
| To: 220 RECREATION FUND | Department - 4100 Recreation/Administrative | *Revenue -> 220.0000.49600* | | **10,000** |
| NOTE: Reimburse Recreation Director Administrative Salary and Fringes for Overseeing Cemetery Operations, $10,000. | | | | ========== |
| **From: 100 GENERAL FUND** | *Expense -> 100.9800.59110* | | 5,500 | |
| To: 220 RECREATION FUND | Department - 4400 Recreation/Parks & Programs | *Revenue -> 220.0000.49600* | | **5,500** |
| NOTE: Reimburse Seasonal Worker Salary and Fringes for Shared Duties. | | | | ========== |
| **From: 210 EMS TRANS. SERV.F** | *Expense -> 210.9800.59110* | | 295,900 | |
| To: 100 GENERAL FUND | Department - 2200 Fire/Safety Services | *Revenue -> 100.0000.49600* | | **295,900** |
| NOTE: Reimburse EMS Salary , Fringes and Other Costs to 100 General Fund. | | | | ========== |
| **From: 272 COURT COMPUTER** | *Expense -> 272.9800.59110* | | 10,000 | |
| To: 100 GENERAL FUND | Department - 1800 Municipal Court/Judicial | *Revenue -> 100.0000.49600* | | **10,000** |
| NOTE: Reimburse MIS Director Budgeted Expenses that are Court Related. | | | | ========== |
| **From: 519 WATER PLT.IMP FD.** | *Expense -> 519.9800.59130* | | 71,100 | |
| To: 510 WATER REVENUE FUND | Department - 6200 Water/Plant | *Revenue -> 510.0000.49600* | | **71,100** |
| NOTE: Reimburse Project Engineer During Constrution Phase of Water Plant Rehab. | | | | ========== |

**ESTIMATED COST CENTERING OF LABOR SHARING REIMBURSEMENT POSTING :**

| ESTIMATED FUNDS USED FOR EXPENSE ALLOCATION OF COST CENTERING LABOR - | | | **FUND FROM** | **FUND FROM** |
|---|---|---|---|---|
| From: 200 STREET (SCM&R) FUND | *Expense -> 200.5100.59130* | | 20,000 | **20,000** |
| | *Expense -> 200.5110.59130* | | 7,000 | **7,000** |
| | *Expense -> 200.5120.59130* | | 500 | **500** |
| From: 500 ELECTRIC REV. FUND | *Expense -> 500.9800.59130* | | 1,000 | **1,000** |
| From: 510 WATER REV. FUND | *Expense -> 510.9800.59130* | | 5,000 | **5,000** |
| From: 520 SEWER REV. FUND | *Expense -> 520.9800.59130* | | 25,000 | **25,000** |
| From: 560-6400 SANITATION REV. FUND | *Expense -> 560.6400.59160* | | 4,500 | **4,500** |
| From: 560-6410 SANITATION REV. FUND | *Expense -> 560.6410.59160* | | 20,000 | **20,000** |
| From: 560-6411 SANITATION REV. FUND | *Expense -> 560.6411.59160* | | 13,500 | **13,500** |
| From: 560-6412 SANITATION REV. FUND | *Expense -> 560.6412.59160* | | 6,200 | **6,200** |
| From: 560-6420 SANITATION REV. FUND | *Expense -> 560.6420.59160* | | 4,100 | **4,100** |
| **TOTAL FROM - EXPENSE:** | | | 106,800 | **106,800** |
| | | | ========== | ========== |
| EST. FUNDS USED FOR RECEIPT ALLOCATION OF COST CENTERING LABOR - | | % | **FUND TO** | **FUND TO** |
| To: 100 GENERAL FUND | *Revenue -> 100.0000.49600* | 3.810% | 4,070 | **4,070** |
| To: 200 STREET (SCM&R) FUND | *Revenue -> 200.0000.49600* | 25.640% | 27,380 | **27,380** |
| To: 500 ELECTRIC REV. FUND | *Revenue -> 500.0000.49600* | 1.430% | 1,530 | **1,530** |
| To: 510 WATER REV. FUND | *Revenue -> 510.0000.49600* | 17.730% | 18,940 | **18,940** |
| To: 520 SEWER REV. FUND | *Revenue -> 520.0000.49600* | 39.090% | 41,750 | **41,750** |
| To: 560 SANITATION REV. FUND | *Revenue -> 560.0000.49600* | 5.050% | 5,390 | **5,390** |
| To: 600 GARAGE ROTARY FUND | *Revenue -> 600.0000.49600* | 7.250% | 7,740 | **7,740** |
| **TOTAL TO - REVENUE:** | | 100.000% | 106,800 | **106,800** |
| | | | | ========== |

NOTE: Reimburse Direct Labor Salary and Fringes for work performed by Department Personnel in Other Funds, various as needed.

## 2017 ESTIMATED INTERNAL REIMBURSABLE COSTS - ALLOCATION OF SHARED AND DIRECT COSTS - 12-14-2016

*2017 ESTIMATED* **Projected Amount for the Period of (01-01-2017 to 12-31-2017), based on Projected Expenses**

***NOTE: Budgeted Allocations (%'s) were changed by City Council, Ord. 104-09, Passed 12/21/2009!***

**ELECTRIC, WATER & SEWER REIMBURSABLE AMOUNTS FROM 180 kWH TAX FUND:**

| | | | Funds Available | $-Diff. to Avail. | FUND FROM | FUND TO |
|---|---|---|---|---|---|---|
| From: 180 kWH (GF) TAX FUND | TOTAL FROM - EXPENSE: | | 515,000 | 0.00 | 205,500 | 205,500 |
| | TOTAL FROM - UTILITIES | | 205,500 | Verify-> | 0 | ========== |
| | ***NET BALANCE AVAILABLE (>0) FOR TRANSFER TO 100 GF->*** | | ***309,500*** | <-See 100 GF Transfers-In! | | |
| ESTIMATED FUNDS USED FOR RECEIPT ALLOCATION OF ELECTRIC, WATER & SEWER | | | | $-Share | NET - FUND TO | |
| Percentage (%) of Total | **To: 100 GENERAL FUND** | | | | | |
| 1.4600% | 100.1800.53110 Ut.-Electric | Gen. | 3,000 | 0 | 3,000 | |
| 38.6083% | 100.1900.53100 Ut.-Str.Lght. | Gen. | 79,340 | 0 | 79,340 | |
| 7.5912% | 100.1900.53110 Ut.-Electric | Gen. | 15,600 | 0 | 15,600 | |
| 8.2726% | 100.2100.53110 Ut.-Electric | Police | 17,000 | 0 | 17,000 | |
| 11.2409% | 100.2200.53110 Ut.-Electric | Fire | 23,100 | 0 | 23,100 | |
| 1.3139% | 100.4700.53110 Ut.-Electric | Cem. | 2,700 | 0 | 2,700 | |
| 0.5839% | 100.1800.53113 Ut.-Wt.&Sw. | Gen. | 1,200 | 0 | 1,200 | |
| 0.7591% | 100.1900.53113 Ut.-Wt.&Sw. | Gen. | 1,560 | 0 | 1,560 | |
| 1.0219% | 100.2100.53113 Ut.-Wt.&Sw. | Police | 2,100 | 0 | 2,100 | |
| 3.0657% | 100.2200.53113 Ut.-Wt.&Sw. | Fire | 6,300 | 0 | 6,300 | |
| 0.2433% | 100.4700.53113 Ut.-Wt.&Sw. | Cem. | 500 | 0 | 500 | |
| | **TOTAL - 100 GENERAL FUND** | | 152,400 | 0 | 152,400 | |
| | **To: 200 STREET (SCM&R) FUND** | | | | | |
| 3.4063% | 200.5100.53110 Ut.-Electric | Street | 7,000 | 0 | 7,000 | |
| 0.2433% | 200.5100.53113 Ut.-Wt.&Sw. | Street | 500 | 0 | 500 | |
| | **TOTAL - 200 STREET (SCM&R) FD.** | | 7,500 | 0 | 7,500 | |
| | **To: 220 RECREATION FUND** | | | | | |
| 2.6764% | 220.4200.53110 Ut.-Electric | Golf | 5,500 | 0 | 5,500 | |
| 3.8929% | 220.4300.53110 Ut.-Electric | Pool | 8,000 | 0 | 8,000 | |
| 8.0292% | 220.4400.53110 Ut.-Electric | Parks | 16,500 | 0 | 16,500 | |
| 0.4866% | 220.4200.53113 Ut.-Wt.&Sw. | Golf | 1,000 | 0 | 1,000 | |
| 5.8394% | 220.4300.53113 Ut.-Wt.&Sw. | Pool | 12,000 | 0 | 12,000 | |
| 1.2652% | 220.4400.53113 Ut.-Wt.&Sw. | Parks | 2,600 | 0 | 2,600 | |
| | **TOTAL - 220 RECREATION FUND** | | 45,600 | 0 | 45,600 | |
| | **To: 500 ELECTRIC REV. FUND** | | ***NOTE: In 2012 Eliminated Enterprise Funds KWH Tax Reimb.*** | | | |
| 0.0000% | 500.6110.53110 Ut.-Electric | El.Dist. | 0 | 0 | 0 | |
| 0.0000% | 500.6110.53113 Ut.-Wt.&Sw. | El.Dist. | 0 | 0 | 0 | |
| | **TOTAL - 500 ELECTRIC REV.FUND** | | 0 | 0 | 0 | |
| | **To: 510 WATER REV. FUND** | | ***NOTE: In 2012 Eliminated Enterprise Funds KWH Tax Reimb.*** | | | |
| 0.0000% | 510.6200.53110 Ut.-Electric | Water | 0 | 0 | 0 | |
| 0.0000% | 510.6210.53110 Ut.-Electric | Wt.Dist. | 0 | 0 | 0 | |
| 0.0000% | 510.6200.53113 Ut.-Wt.&Sw. | Wt.Dist. | 0 | 0 | 0 | |
| 0.0000% | 510.6210.53113 Ut.-Wt.&Sw. | Wt.Dist. | 0 | 0 | 0 | |
| | **TOTAL - 510 WATER REV. FUND** | | 0 | 0 | 0 | |
| | **To: 520 SEWER REV. FUND** | | ***NOTE: In 2012 Eliminated Enterprise Funds KWH Tax Reimb.*** | | | |
| 0.0000% | 520.6300.53110 Ut.-Electric | Sewer | 0 | 0 | 0 | |
| 0.0000% | 520.6310.53110 Ut.-Electric | Sw.Dist. | 0 | 0 | 0 | |
| 0.0000% | 520.6300.53113 Ut.-Wt.&Sw. | Sewer | 0 | 0 | 0 | |
| 0.0000% | 520.6310.53113 Ut.-Wt.&Sw. | Sewer | 0 | 0 | 0 | |
| | **TOTAL - 520 SEWER REV. FUND** | | 0 | 0 | 0 | |
| | **To: 560 SANITATION REV.FUND** | | ***NOTE: In 2012 Eliminated Enterprise Funds KWH Tax Reimb.*** | | | |
| 0.0000% | 560.6400.53110 Ut.-Electric | Sant. | 0 | 0 | 0 | |
| 0.0000% | 560.6400.53113 Ut.-Wt.&Sw. | Sant. | 0 | 0 | 0 | |
| | **TOTAL - 560 SANITATION REV.FD.** | | 0 | 0 | 0 | |
| | | | | Revenue Rounded Total-> | 0 | |
| **100.0001%** | **TOTAL TO - REVENUE:** | | **205,500** | **0** | **205,500** | |
| | | | | Revenue Rounded Total-> | **0** | ---------- |
| **GRAND TOTAL - ALL INTERNAL FUND REIMBURSEMENTS - PROJECTED FOR THE YEAR** | | | | | | **2,750,040** |
| | | | | | | ========== |

**(Utility Reimbursements - Continued Next Page)**

## 2017 ESTIMATED INTERNAL REIMBURSABLE COSTS - ALLOCATION OF SHARED AND DIRECT COSTS - 12-14-2016

***2017 ESTIMATED*** **Projected Amount for the Period of (01-01-2017 to 12-31-2017), based on Projected Expenses**

***NOTE: Budgeted Allocations (%'s) were changed by City Council, Ord. 104-09, Passed 12/21/2009!***

**(Utility Reimbursements - Continued)**

| | | | | |
|---|---|---|---|---|
| **GRAND TOTAL - REVENUE SUMMARY - ALLOCATION BY FUND:** | | | | |
| 100 General Fund | 100.0000.49600 | Reimbursements-Internal | 2,355,210 | |
| | 100.0000.49650 | Reimbursements-City Utilities | 152,400 | 2,507,610 |
| 200 Street (SCM&R) Fund | 200.0000.49600 | Reimbursements-Internal | 27,380 | |
| | 200.0000.49650 | Reimbursements-City Utilities | 7,500 | 34,880 |
| 220 Recreation Fund | 220.0000.49600 | Reimbursements-Internal | 15,500 | |
| | 220.0000.49650 | Reimbursements-City Utilities | 45,600 | 61,100 |
| 500 Electric Revenue Fund | 500.0000.49600 | Reimbursements-Internal | 1,530 | |
| | 500.0000.49650 | Reimbursements-City Utilities | 0 | 1,530 |
| 510 Water Revenue Fund | 510.0000.49600 | Reimbursements-Internal | 90,040 | |
| | 510.0000.49650 | Reimbursements-City Utilities | 0 | 90,040 |
| 520 Sewer Revenue Fund | 520.0000.49600 | Reimbursements-Internal | 41,750 | |
| | 520.0000.49650 | Reimbursements-City Utilities | 0 | 41,750 |
| 560 Sanitation Revenue Fund | 560.0000.49600 | Reimbursements-Internal | 5,390 | |
| | 560.0000.49650 | Reimbursements-City Utilities | 0 | 5,390 |
| 600 Central Garage Rotary Fund | 600.0000.49600 | Reimbursements-Internal | 7,740 | 7,740 |
| **GRAND TOTAL SUMMARY - ALLOCATION BY FUND** | | | | **2,750,040** |
| **GRAND TOTAL - EXPENDITURE SUMMARY - ALLOCATION BY FUND:** | | | | |
| 100 General Fund | 100.9800.59110 | Reimbursements-Shared Expenses | 15,500 | |
| | 100.9800.59130 | Reimbursements-Shared Labor Expenses | 7,500 | 23,000 |
| 180 kWH Tax Collection Fund | 180.9800.59110 | Reimbursements-Shared Expenses | 205,500 | 205,500 |
| 200 Street (SCM&R) Fund | 200.5100.59130 | Reimbursements-Shared Labor Expenses | 20,000 | |
| | 200.5110.59130 | Reimbursements-Shared Labor Expenses | 7,000 | |
| | 200.5120.59130 | Reimbursements-Shared Labor Expenses | 500 | 27,500 |
| 210 EMS Transport Service Fund | 210.9800.59110 | Reimbursements-Shared Expenses | 295,900 | 295,900 |
| 272 Court Computerization Fund | 272.9800.59110 | Reimbursements-Shared Expenses | 10,000 | 10,000 |
| 500 Electric Revenue Fund | 500.9800.59110 | Reimbursements-Shared Expenses | 888,960 | |
| | 500.9800.59130 | Reimbursements-Shared Labor Expenses | 1,000 | 889,960 |
| 510 Water Revenue Fund | 510.9800.59110 | Reimbursements-Shared Expenses | 476,920 | |
| | 510.9800.59130 | Reimbursements-Shared Labor Expenses | 5,000 | 481,920 |
| 519 Water Plant Rev. & Rehab.Fund | 519.9800.59130 | Reimbursements-Shared Labor Expenses | 71,100 | 71,100 |
| 520 Sewer Revenue Fund | 520.9800.59110 | Reimbursements-Shared Expenses | 522,410 | |
| | 520.9800.59130 | Reimbursements-Shared Labor Expenses | 25,000 | 547,410 |
| 560 Sanitation Revenue Fund | 560.6400.59160 | Reimbursements-Shared Labor Expenses | 4,500 | |
| | 560.6410.59160 | Reimbursements-Shared Labor Expenses | 20,000 | |
| | 560.6411.59160 | Reimbursements-Shared Labor Expenses | 13,500 | |
| | 560.6412.59160 | Reimbursements-Shared Labor Expenses | 6,200 | |
| | 560.6420.59160 | Reimbursements-Shared Labor Expenses | 4,100 | |
| | 560.9800.59110 | Reimbursements-Shared Expenses | 149,450 | 197,750 |
| **GRAND TOTAL SUMMARY - EXPENDITURE ALLOCATION BY FUND** | | | | **2,750,040** |

TAB

# Detailed Expense Budget by Fund, Dept. Category & Account

| =ACCOUNT NUM.#= FND-DEPT-ACCNT | FUND SOURCE, COST CENTER (Dept), CATEGORY>(PS,Other) ACCOUNT DESCRIPTION | 2014 ACTUAL EXPENDED | 2015 ACTUAL EXPENDED | 2016 ACTUAL EXPENDED | *2017 APPROVED BUDGET* | 2017 $ $ INC/(DEC) 17Req -16Prj | 2017% % INC/(DEC) 17In(Dc)/16Prj |
|---|---|---|---|---|---|---|---|
| | **100 GENERAL FUND** | | | | | | |
| | 1100 CITY COUNCIL/LEGISLATIVE | | | | | | |
| | Personal Services: | | | | | | |
| 100.1100.51000 | Salary-Elected Officials | 33,149 | 33,281 | 33,919 | **35,210** | 1,291 | 3.81% |
| 100.1100.51500 | PERS | 4,359 | 4,454 | 1,555 | **1,400** | -155 | -9.97% |
| 100.1100.51560 | Social Security | 53 | 146 | 1,553 | **1,550** | -3 | -0.19% |
| 100.1100.51600 | Worker's Compensation | 275 | 646 | 485 | **1,050** | 565 | 116.49% |
| 100.1100.51700 | Medicare-City Share | 508 | 508 | 515 | **490** | -25 | -4.85% |
| > | **Sub-Total Personal Services** | **38,344** | **39,035** | **38,027** | **39,700** | **1,673** | **4.40%** |
| | Other: | | | | | | |
| 100.1100.52000 | Travel, Training and Education | 1,991 | 354 | 388 | **2,250** | 1,862 | 479.90% |
| 100.1100.52010 | Memberships and Dues | 1,375 | 1,375 | 1,375 | **1,500** | 125 | 9.09% |
| 100.1100.53114 | Utilities-Telephone | 336 | 0 | 0 | **0** | 0 | 0.00% |
| 100.1100.53115 | Utilities-Cable Modem | 3,786 | 4,022 | 2,036 | **1,800** | -236 | -11.59% |
| 100.1100.53350 | Serv.Fees-Consultation Fees | 0 | 0 | 0 | **10,000** | 10,000 | 100.00% |
| 100.1100.53700 | Insurances and Bonding | 200 | 217 | 215 | **240** | 25 | 11.63% |
| 100.1100.54200 | Supplies-Operating Materials | 227 | 213 | 224 | **400** | 176 | 78.57% |
| 100.1100.56000 | Miscellaneous Operating Costs | 394 | 618 | 912 | **1,000** | 88 | 9.65% |
| > | **Sub-Total Other** | **8,309** | **6,799** | **5,150** | **17,190** | **12,040** | **233.79%** |
| (1) ** | **Total-1100 City Council/Legislative** | **46,653** | **45,834** | **43,177** | **56,890** | **13,713** | **31.76%** |
| NOTES: (1) Shared Cost Reimbursement Allocations changed in Ord. 104-09, Passed 12/21/2009: 500 Elec. 30%; 510 Wat. 20%; 520 Sew. 20%; 560 San. 5%, Net 25% to 100 GF. | | | | | | | |
| | 1200 MAYOR/EXECUTIVE | | | | | | |
| | Personal Services: | | | | | | |
| 100.1200.51000 | Salary-Elected Officials | 13,717 | 13,922 | 14,131 | **14,350** | 219 | 1.55% |
| 100.1200.51500 | PERS | 1,918 | 1,947 | 1,976 | **2,010** | 34 | 1.72% |
| 100.1200.51600 | Worker's Compensation | 114 | 267 | 200 | **430** | 230 | 115.00% |
| 100.1200.51700 | Medicare-City Share | 204 | 206 | 211 | **210** | -1 | -0.47% |
| > | **Sub-Total Personal Services** | **15,953** | **16,342** | **16,518** | **17,000** | **482** | **2.92%** |
| | Other: | | | | | | |
| 100.1200.52000 | Travel, Training and Education | 0 | 0 | 1,850 | **2,500** | 650 | 35.14% |
| 100.1200.52010 | Memberships and Dues | 0 | 0 | 300 | **300** | 0 | 0.00% |
| 100.1200.53115 | Utilities-Cable Modem | 315 | 262 | 94 | **0** | -94 | -100.00% |
| 100.1200.54200 | Supplies-Operating Materials | 69 | 38 | 162 | **200** | 38 | 23.46% |
| 100.1200.56000 | Miscellaneous Operating Costs | 35 | 0 | 65 | **100** | 35 | 53.85% |
| > | **Sub-Total Other** | **419** | **300** | **2,471** | **3,100** | **629** | **25.46%** |
| (1) ** | **Total-1200 Mayor/Executive** | **16,372** | **16,642** | **18,989** | **20,100** | **1,111** | **5.85%** |
| NOTES: (1) Shared Cost Reimbursement Allocations changed in Ord. 104-09, Passed 12/21/2009: 500 Elec. 30%; 510 Wat. 20%; 520 Sew. 20%; 560 San. 5%, Net 25% to 100 GF. | | | | | | | |
| | 1300 CITY MANAGER/ADMINISTRATIVE | | | | | | |
| | Personal Services: | | | | | | |
| 100.1300.51100 | Salary-Non Bargaining | 211,203 | 153,000 | 152,148 | **143,750** | -8,398 | -5.52% |
| 100.1300.51101 | Salary-Non Barg-Overtime | 0 | 0 | 108 | **450** | 342 | 316.67% |
| 100.1300.51500 | PERS | 22,167 | 20,829 | 21,245 | **20,180** | -1,065 | -5.01% |
| 100.1300.51600 | Worker's Compensation | 1,472 | 3,990 | 2,199 | **4,330** | 2,131 | 96.91% |
| 100.1300.51700 | Medicare-City Share | 2,970 | 2,150 | 2,170 | **2,090** | -80 | -3.69% |
| 100.1300.51710 | Hospitalization Insurance | 15,106 | 18,626 | 12,961 | **18,520** | 5,559 | 42.89% |
| 100.1300.51750 | Life Insurance | 135 | 130 | 125 | **140** | 15 | 12.00% |
| > | **Sub-Total Personal Services** | **253,053** | **198,725** | **190,956** | **189,460** | **-1,496** | **-0.78%** |

| =ACCOUNT NUM.#= FND-DEPT-ACCNT | FUND SOURCE, COST CENTER (Dept), CATEGORY>(PS,Other) ACCOUNT DESCRIPTION | 2014 ACTUAL EXPENDED | 2015 ACTUAL EXPENDED | 2016 ACTUAL EXPENDED | 2017 APPROVED BUDGET | 2017 $ $ INC/(DEC) 17Req -16Prj | 2017% % INC/(DEC) 17In(Dc)/16Prj |
|---|---|---|---|---|---|---|---|
| | **100 GENERAL FUND** | | | | | | |
| | Other: | | | | | | |
| 100.1300.52000 | Travel, Training and Education | 742 | 0 | 1,193 | **2,000** | 807 | 67.64% |
| 100.1300.52010 | Memberships and Dues | 114 | 760 | 829 | **1,130** | 301 | 36.31% |
| 100.1300.53114 | Utilities-Telephone | 668 | 487 | 398 | **600** | 202 | 50.75% |
| 100.1300.53115 | Utilities-Cable Modem | 307 | 279 | 275 | **300** | 25 | 9.09% |
| 100.1300.53350 | Service Fees-Consultation Fees | 0 | 0 | 13,860 | **0** | -13,860 | -100.00% |
| 100.1300.53510 | Cnt.Maint.-Vehicles | 449 | 203 | 135 | **0** | -135 | -100.00% |
| 100.1300.53520 | Cnt.Maint.-Equipment | 228 | 0 | 0 | **200** | 200 | 100.00% |
| 100.1300.53700 | Insurances and Bonding | 182 | 198 | 197 | **220** | 23 | 11.68% |
| 100.1300.54100 | Supplies-Office | 165 | 0 | 45 | **150** | 105 | 233.33% |
| 100.1300.54200 | Supplies-Operating Materials | 617 | 148 | 155 | **150** | -5 | -3.23% |
| 100.1300.54230 | Supplies-Gasoline & Deisel Fuels | 1,592 | 121 | 52 | **0** | -52 | -100.00% |
| 100.1300.54300 | Supplies-Vehicle Parts & Supplies | 669 | 293 | 282 | **0** | -282 | -100.00% |
| 100.1300.56000 | Miscellaneous Operating Costs | 366 | 217 | 49 | **500** | 451 | 920.41% |
| > | **Sub-Total Other** | **6,099** | **2,706** | **17,470** | **5,250** | **-12,220** | **-69.95%** |
| (1) ** | **Total-1300 City Manager/Administrative** | **259,152** | **201,431** | **208,426** | **194,710** | **-13,716** | **-6.58%** |
| **NOTES: (1) Shared Cost Reimbursement Allocations changed in Ord. 104-09, Passed 12/21/2009:** | | | | | | | |
| **500 Elec. 40%; 510 Wat. 20%; 520 Sew. 20%; 560 San. 10%, Net 10% to 100 GF.** | | | | | | | |
| | 1370 CITY MANAGER/HUMAN RESOURCES | | | | | | |
| | Personal Services: | | | | | | |
| 100.1370.51100 | Salary-Non Bargaining | 39,612 | 58,062 | 59,650 | **66,230** | 6,580 | 11.03% |
| 100.1370.51500 | PERS | 5,512 | 7,922 | 8,341 | **9,270** | 929 | 11.14% |
| 100.1370.51600 | Worker's Compensation | -87 | 743 | 792 | **1,990** | 1,198 | 151.26% |
| 100.1370.51700 | Medicare-City Share | 585 | 828 | 816 | **960** | 144 | 17.65% |
| 100.1370.51710 | Hospitalization Insurance | 0 | 12,850 | 15,344 | **13,680** | -1,664 | -10.84% |
| 100.1370.51750 | Life Insurance | 0 | 59 | 63 | **70** | 7 | 11.11% |
| > | **Sub-Total Personal Services** | **45,622** | **80,464** | **85,006** | **92,200** | **7,194** | **8.46%** |
| | Other: | | | | | | |
| 100.1370.52000 | Travel, Training and Education | 1,159 | 929 | 465 | **3,300** | 2,835 | 609.68% |
| 100.1370.52010 | Memberships and Dues | 451 | 295 | 295 | **310** | 15 | 5.08% |
| 100.1370.53114 | Utilities-Telephone | 420 | 420 | 0 | **420** | 420 | 100.00% |
| 100.1370.53115 | Utilities-Cable Modem | 300 | 300 | 0 | **300** | 300 | 100.00% |
| 100.1370.53210 | Serv.Cnt.-Computer Software | 288 | 59 | 740 | **1,000** | 260 | 35.14% |
| 100.1370.53350 | Serv.Fees-Consultation Fees | 26,630 | 2,127 | 23 | **7,100** | 7,077 | 30769.57% |
| 100.1370.53700 | Insurances and Bonding | 148 | 161 | 159 | **180** | 21 | 13.21% |
| 100.1370.53810 | Legal Advertising | 0 | 5,236 | 12,600 | **6,000** | -6,600 | -52.38% |
| 100.1370.54100 | Supplies-Office | 225 | 68 | 0 | **200** | 200 | 100.00% |
| 100.1370.54200 | Supplies-Operating Materials | 94 | 92 | 65 | **100** | 35 | 53.85% |
| 100.1370.54900 | Supplies-Civil Service | 0 | 1,893 | 1,115 | **1,000** | -115 | -10.31% |
| 100.1370.56000 | Miscellaneous Operating Costs | 477 | 0 | 39 | **200** | 161 | 412.82% |
| > | **Sub-Total Other** | **30,192** | **11,580** | **15,501** | **20,110** | **4,609** | **29.73%** |
| (1) ** | **Total-1370 City Manager/Human Resource** | **75,814** | **92,044** | **100,507** | **112,310** | **11,803** | **11.74%** |
| **NOTES: (1) Shared Cost Reimbursement Allocations changed in Ord. 104-09, Passed 12/21/2009:** | | | | | | | |
| **500 Elec. 25%; 510 Wat. 20%; 520 Sew. 20%; 560 San. 5%, Net 30% to 100 GF.** | | | | | | | |
| | 1400 LAW DIRECTOR/ ADMINISTRATIVE | | | | | | |
| | Personal Services: | | | | | | |
| 100.1400.51100 | Salary-Non Bargaining (1) | 118,529 | 104,553 | 99,452 | **125,950** | 26,498 | 26.64% |
| 100.1400.51101 | Salary-Non Barg-Overtime | 0 | 0 | 332 | **500** | 168 | 50.60% |
| 100.1400.51500 | PERS | 16,198 | 13,406 | 12,571 | **17,710** | 5,139 | 40.88% |
| 100.1400.51600 | Worker's Compensation | 231 | 1,522 | 1,052 | **3,790** | 2,738 | 260.27% |
| 100.1400.51700 | Medicare-City Share | 999 | 1,066 | 1,424 | **1,830** | 406 | 28.51% |
| 100.1400.51710 | Hospitalization Insurance | 14,732 | 7,315 | 11,609 | **30,870** | 19,261 | 165.91% |
| 100.1400.51750 | Life Insurance | 130 | 97 | 84 | **140** | 56 | 66.67% |
| (1) > | **Sub-Total Personal Services** | **150,819** | **127,959** | **126,524** | **180,790** | **54,266** | **42.89%** |

| =ACCOUNT NUM.#= FND-DEPT-ACCNT | FUND SOURCE, COST CENTER (Dept), CATEGORY>(PS,Other) ACCOUNT DESCRIPTION | 2014 ACTUAL EXPENDED | 2015 ACTUAL EXPENDED | 2016 ACTUAL EXPENDED | 2017 APPROVED BUDGET | 2017 $ $ INC/(DEC) 17Req -16Prj | 2017% % INC/(DEC) 17In(Dc)/16Prj |
|---|---|---|---|---|---|---|---|
| | **100 GENERAL FUND** | | | | | | |
| | Other: | | | | | | |
| 100.1400.52000 | Travel, Training and Education | 2,346 | 1,701 | 1,387 | **4,000** | 2,613 | 188.39% |
| 100.1400.52010 | Memberships and Dues | 460 | 350 | 1,463 | **1,890** | 427 | 29.19% |
| 100.1400.53114 | Utilities-Telephone | 770 | 713 | 421 | **800** | 379 | 90.02% |
| 100.1400.53115 | Utilities-Cable Modem | 0 | 0 | 253 | **300** | 47 | 18.58% |
| 100.1400.53360 | Serv.Fees-Legal Expense | 16,449 | 25,206 | 38,974 | **50,000** | 11,026 | 28.29% |
| 100.1400.53520 | Cnt.Maint.-Equipment | 0 | 0 | 0 | **350** | 350 | 100.00% |
| 100.1400.53700 | Insurances and Bonding | 139 | 151 | 150 | **170** | 20 | 13.33% |
| 100.1400.53800 | Printing, Forms and Photos | 0 | 0 | 28 | **70** | 42 | 150.00% |
| 100.1400.53820 | Books, Publications & Sbscptn. | 1,557 | 2,100 | 1,604 | **1,550** | -54 | -3.37% |
| 100.1400.54200 | Supplies-Operating Materials | 1,838 | 368 | 256 | **2,500** | 2,244 | 876.56% |
| 100.1400.56600 | Investigation Expenses | 0 | 0 | 0 | **1,100** | 1,100 | 100.00% |
| > | **Sub-Total Other** | **23,559** | **30,589** | **44,536** | **62,730** | **18,194** | **40.85%** |
| (2) ** | **Total-1400 Law Director/Administrative** | **174,378** | **158,548** | **171,060** | **243,520** | **72,460** | **42.36%** |

**NOTES: (1) Law Director, Salary is reimbursed to the City by the County for Prosecutor Services in the amount of $30,390, plus $6,032 of other Administrative Expenses, for a total of $36,420, included in 100 General Fund Revenue.**
**(2) Shared Cost Reimbursement Allocations changed in Ord. 104-09, Passed 12/21/2009: 500 Elec. 30%; 510 Wat. 20%; 520 Sew. 20%; 560 San. 5%, Net 25% to 100 GF.**

| | | | | | | | |
|---|---|---|---|---|---|---|---|
| | 1500 FINANCE/ADMINISTRATIVE | | | | | | |
| | Personal Services: | | | | | | |
| 100.1500.51100 | Salary-Non Bargaining | 276,031 | 295,223 | 313,062 | **298,460** | -14,602 | -4.66% |
| 100.1500.51101 | Salary-Non Barg-Overtime | 3,492 | 2,387 | 3,089 | **3,000** | -89 | -2.88% |
| 100.1500.51500 | PERS | 39,398 | 40,690 | 41,918 | **42,210** | 292 | 0.70% |
| 100.1500.51600 | Worker's Compensation | 2,082 | 4,814 | 4,197 | **9,040** | 4,843 | 115.39% |
| 100.1500.51700 | Medicare-City Share | 3,190 | 3,418 | 3,981 | **4,350** | 369 | 9.27% |
| 100.1500.51710 | Hospitalization Insurance | 54,865 | 59,618 | 45,502 | **53,080** | 7,578 | 16.65% |
| 100.1500.51750 | Life Insurance | 329 | 321 | 313 | **350** | 37 | 11.82% |
| > | **Sub-Total Personal Services** | **379,387** | **406,471** | **412,062** | **410,490** | **-1,572** | **-0.38%** |
| | Other: | | | | | | |
| 100.1500.52000 | Travel, Training and Education | 3,692 | 4,908 | 3,638 | **5,550** | 1,912 | 52.56% |
| 100.1500.52010 | Memberships and Dues | 1,715 | 1,530 | 1,790 | **1,820** | 30 | 1.68% |
| 100.1500.53114 | Utilities-Telephone | 420 | 420 | 420 | **420** | 0 | 0.00% |
| 100.1500.53115 | Utilities-Cable Modem | 630 | 525 | 949 | **600** | -349 | -36.78% |
| 100.1500.53210 | Serv.Cnt.-Computer Software | 12,993 | 13,631 | 14,646 | **15,890** | 1,244 | 8.49% |
| 100.1500.53300 | Serv.Fees-Professional | 19,000 | 19,000 | 19,000 | **19,500** | 500 | 2.63% |
| 100.1500.53350 | Serv.Fees-Consultation Fees | 14,600 | 14,600 | 14,600 | **14,600** | 0 | 0.00% |
| 100.1500.53420 | Audit Services-State of Ohio | 29,901 | 30,369 | 31,288 | **34,000** | 2,712 | 8.67% |
| 100.1500.53700 | Insurances and Bonding | 234 | 255 | 253 | **290** | 37 | 14.62% |
| 100.1500.53800 | Printing, Forms and Photos | 2,352 | 884 | 794 | **3,000** | 2,206 | 277.83% |
| 100.1500.53810 | Legal Advertising | 7,718 | 9,287 | 8,888 | **8,000** | -888 | -9.99% |
| 100.1500.54200 | Supplies-Operating Materials | 904 | 429 | 2,374 | **2,500** | 126 | 5.31% |
| 100.1500.54230 | Supplies-Gasoline & Deisel Fuels | 106 | 116 | 0 | **150** | 150 | 100.00% |
| 100.1500.56000 | Miscellaneous Operating Costs | 968 | 963 | 987 | **1,250** | 263 | 26.65% |
| > | **Sub-Total Other** | **95,233** | **96,917** | **99,627** | **107,570** | **7,943** | **7.97%** |
| (1) ** | **Total-1500 Finance/Administrative** | **474,620** | **503,388** | **511,689** | **518,060** | **6,371** | **1.25%** |

**NOTES: (1) Shared Cost Reimbursement Allocations changed in Ord. 104-09, Passed 12/21/2009: 500 Elec. 40%; 510 Wat. 20%; 520 Sew. 20%; 560 San. 10%, Net 10% to 100 GF.**

| | | | | | | | |
|---|---|---|---|---|---|---|---|
| | 1520 FINANCE/UTILITY BILLING | | | | | | |
| | Personal Services: | | | | | | |
| 100.1520.51100 | Salary-Non Bargaining | 76,920 | 75,473 | 79,069 | **83,780** | 4,711 | 5.96% |
| 100.1520.51101 | Salary-Non Barg-Overtime | 1,562 | 1,120 | 2,322 | **2,000** | -322 | -13.87% |
| 100.1520.51190 | Salary-Seasonal | 4,860 | 6,890 | 0 | **0** | 0 | 0.00% |
| 100.1520.51500 | PERS | 11,636 | 11,703 | 11,317 | **12,000** | 683 | 6.04% |
| 100.1520.51600 | Worker's Compensation | 726 | 1,503 | 1,153 | **2,580** | 1,427 | 123.76% |
| 100.1520.51700 | Medicare-City Share | 1,151 | 1,180 | 1,149 | **1,240** | 91 | 7.92% |

| =ACCOUNT NUM.#= FND-DEPT-ACCNT | FUND SOURCE, COST CENTER (Dept), CATEGORY>(PS,Other) ACCOUNT DESCRIPTION | 2014 ACTUAL EXPENDED | 2015 ACTUAL EXPENDED | 2016 ACTUAL EXPENDED | 2017 APPROVED BUDGET | 2017 $ $ INC/(DEC) 17Req -16Prj | 2017% % INC/(DEC) 17In(Dc)/16Prj |
|---|---|---|---|---|---|---|---|
| | **100 GENERAL FUND** | | | | | | |
| 100.1520.51710 | Hospitalization Insurance | 20,638 | 20,928 | 13,798 | **22,220** | 8,422 | 61.04% |
| 100.1520.51750 | Life Insurance | 130 | 135 | 99 | **140** | 41 | 41.41% |
| > | **Sub-Total Personal Services** | **117,623** | **118,932** | **108,907** | **123,960** | **15,053** | **13.82%** |
| | Other: | | | | | | |
| 100.1520.52000 | Travel, Training and Education | 4,591 | 1,794 | 1,296 | **5,660** | 4,364 | 336.73% |
| 100.1520.53210 | Serv.Cnt.-Computer Software | 5,884 | 13,889 | 16,531 | **16,160** | -371 | -2.24% |
| 100.1520.53300 | Serv.Fees-Professional | 18,454 | 13,182 | 12,836 | **17,300** | 4,464 | 34.78% |
| 100.1520.53520 | Cnt.Maint.-Equipment | 1,110 | 433 | 465 | **750** | 285 | 61.29% |
| 100.1520.53540 | Cnt.Maint.-Computer Hardware | 3,250 | 3,604 | 2,310 | **2,510** | 200 | 8.66% |
| 100.1520.53800 | Printing, Forms and Photos | 6,457 | 4,225 | 4,358 | **7,150** | 2,792 | 64.07% |
| 100.1520.54110 | Supplies-Postage/Delivery Charge | 34,591 | 31,987 | 37,843 | **39,000** | 1,157 | 3.06% |
| 100.1520.54200 | Supplies-Operating Materials | 1,106 | 1,159 | 1,407 | **1,300** | -107 | -7.60% |
| > | **Sub-Total Other** | **75,443** | **70,273** | **77,046** | **89,830** | **12,784** | **16.59%** |
| (1) ** | **Total-1520 Finance/Utility Billing Coll.** | **193,066** | **189,205** | **185,953** | **213,790** | **27,837** | **14.97%** |
| **NOTES: (1) Shared Cost Reimbursement Allocations changed in Ord. 104-09, Passed 12/21/2009: 500 Elec. 50%; 510 Wat. 20%; 520 Sew. 20%; 560 San. 10%, Net 0% to 100 GF.** | | | | | | | |
| | 1600 INFORMATION SYSTEMS/ADMINISTRATION | | | | | | |
| | Personal Services: | | | | | | |
| 100.1600.51100 | Salary-Non Bargaining | 82,027 | 87,363 | 84,992 | **121,960** | 36,968 | 43.50% |
| 100.1600.51101 | Salary-Non Barg-Overtime | 0 | 0 | 0 | **0** | 0 | 0.00% |
| 100.1600.51500 | PERS | 11,458 | 11,851 | 11,998 | **12,060** | 62 | 0.52% |
| 100.1600.51600 | Worker's Compensation | 429 | 1,442 | 1,397 | **3,650** | 2,253 | 161.27% |
| 100.1600.51700 | Medicare-City Share | 299 | 321 | 312 | **330** | 18 | 5.77% |
| 100.1600.51710 | Hospitalization Insurance | 11,942 | 13,725 | 11,031 | **12,350** | 1,319 | 11.96% |
| 100.1600.51750 | Life Insurance | 65 | 65 | 63 | **70** | 7 | 11.11% |
| (2) > | **Sub-Total Personal Services** | **106,220** | **114,767** | **109,793** | **150,420** | **40,627** | **37.00%** |
| | Other: | | | | | | |
| 100.1600.52000 | Travel, Training and Education | 0 | 0 | 0 | **1,000** | 1,000 | 100.00% |
| 100.1600.53114 | Utilities-Telephone | 1,369 | 1,803 | 862 | **1,500** | 638 | 74.01% |
| 100.1600.53300 | Serv.Fees-Professional | 19,272 | 16,596 | 16,472 | **20,000** | 3,528 | 21.42% |
| 100.1600.53510 | Cnt.Maint.-Vehicles | 2,121 | 750 | 0 | **500** | 500 | 100.00% |
| 100.1600.54110 | Supplies-Postage/Delivery Charge | 49 | 42 | 0 | **50** | 50 | 100.00% |
| 100.1600.54200 | Supplies-Operating Materials | 12,551 | 9,077 | 12,103 | **14,000** | 1,897 | 15.67% |
| 100.1600.54230 | Supplies-Gasoline & Deisel Fuels | 285 | 224 | 155 | **500** | 345 | 222.58% |
| 100.1600.54300 | Supplies-Vehicle Parts & Supplies | 290 | 0 | 0 | **250** | 250 | 100.00% |
| 100.1600.54500 | Supplies-Other Equipment | 3,230 | 1,031 | 3,926 | **4,000** | 74 | 1.88% |
| 100.1600.54700 | Supplies-Small Tools | 1,000 | 0 | 0 | **1,000** | 1,000 | 100.00% |
| > | **Sub-Total Other** | **40,167** | **29,523** | **33,518** | **42,800** | **9,282** | **27.69%** |
| (1) ** | **Total-1600 Inform.Systems/Admin.** | **146,387** | **144,290** | **143,311** | **193,220** | **49,909** | **34.83%** |
| **NOTES: (1) Shared Cost Reimbursement Allocations changed in Ord. 104-09, Passed 12/21/2009: 500 Elec. 35%; 510 Wat. 15%; 520 Sew. 15%; 560 San. 5%, Net 30% to 100 GF.** | | | | | | | |
| **(2) Salary Reimbursed by $10,000 from the 272 Court Computerization Fund for MIS Services to the Court.** | | | | | | | |
| | 1700 ENGINEERING/CITY ENGINEER | | | | | | |
| | Personal Services: | | | | | | |
| 100.1700.51100 | Salary-Non Bargaining | 194,378 | 209,233 | 212,711 | **314,870** | 102,159 | 48.03% |
| 100.1700.51101 | Salary-Non Barg-Overtime | 7,422 | 13,836 | 23,426 | **40,000** | 16,574 | 70.75% |
| 100.1700.51190 | Salary-Seasonal | 7,703 | 7,683 | 5,350 | **7,800** | 2,450 | 45.79% |
| 100.1700.51500 | PERS | 28,095 | 31,186 | 33,036 | **48,660** | 15,624 | 47.29% |
| 100.1700.51600 | Worker's Compensation | 1,488 | 3,515 | 3,221 | **10,880** | 7,659 | 237.78% |
| 100.1700.51700 | Medicare-City Share | 2,847 | 3,142 | 3,326 | **5,240** | 1,914 | 57.55% |
| 100.1700.51710 | Hospitalization Insurance | 40,571 | 40,534 | 44,524 | **69,020** | 24,496 | 55.02% |
| 100.1700.51750 | Life Insurance | 201 | 201 | 194 | **360** | 166 | 85.57% |
| > | **Sub-Total Personal Services** | **282,705** | **309,330** | **325,788** | **496,830** | **171,042** | **52.50%** |

| =ACCOUNT NUM.#= FND-DEPT-ACCNT | FUND SOURCE, COST CENTER (Dept), CATEGORY>(PS,Other) ACCOUNT DESCRIPTION | | 2014 ACTUAL EXPENDED | 2015 ACTUAL EXPENDED | 2016 ACTUAL EXPENDED | 2017 APPROVED BUDGET | 2017 $ $ INC/(DEC) 17Req -16Prj | 2017% % INC/(DEC) 17In(Dc)/16Prj |
|---|---|---|---|---|---|---|---|---|
| | **100 GENERAL FUND** | | | | | | | |
| | Other: | | | | | | | |
| 100.1700.52000 | Travel, Training and Education | | 2,211 | 5,685 | 5,234 | **6,000** | 766 | 14.64% |
| 100.1700.52010 | Memberships and Dues | | 1,009 | 736 | 1,103 | **1,150** | 47 | 4.26% |
| 100.1700.53114 | Utilities-Telephone | | 2,328 | 2,030 | 1,766 | **3,640** | 1,874 | 106.12% |
| 100.1700.53310 | Serv.Fees-Engineering & Design | | 31,683 | 13,345 | 14,238 | **25,000** | 10,762 | 75.59% |
| 100.1700.53510 | Cnt.Maint.-Vehicles | | 380 | 176 | 62 | **1,000** | 938 | 1512.90% |
| 100.1700.53520 | Cnt.Maint.-Equipment | | 7,474 | 8,456 | 8,659 | **11,100** | 2,441 | 28.19% |
| 100.1700.53700 | Insurances and Bonding | | 122 | 132 | 131 | **150** | 19 | 14.50% |
| 100.1700.54100 | Supplies-Office | | 288 | 279 | 257 | **400** | 143 | 55.64% |
| 100.1700.54110 | Supplies-Postage/Delivery Charge | | 175 | 835 | 548 | **700** | 152 | 27.74% |
| 100.1700.54200 | Supplies-Operating Materials | | 1,540 | 1,434 | 1,899 | **1,500** | -399 | -21.01% |
| 100.1700.54230 | Supplies-Gasoline & Deisel Fuels | | 3,041 | 2,480 | 1,997 | **4,380** | 2,383 | 119.33% |
| 100.1700.54300 | Supplies-Vehicle Parts & Supplies | | 677 | 212 | 476 | **750** | 274 | 57.56% |
| 100.1700.54500 | Supplies-Other Equipment | | 51 | 0 | 380 | **500** | 120 | 31.58% |
| 100.1700.56000 | Miscellaneous Operating Costs | | 1,008 | 867 | 88 | **1,000** | 912 | 1036.36% |
| > | **Sub-Total Other** | | **51,987** | **36,667** | **36,838** | **57,270** | **20,432** | **55.46%** |
| (1) ** | **Total-1700 Engineering/City Engineer** | | **334,692** | **345,997** | **362,626** | **554,100** | **191,474** | **52.80%** |
| **NOTES: (1) Shared Cost Reimbursement Allocations changed in Ord. 104-09, Passed 12/21/2009: 500 Elec. 33%; 510 Wat. 25%; 520 Sew. 34%; 560 San. 0%, Net 8% to 100 GF.** | | | | | | | | |
| | 1800 MUNICIPAL COURT/JUDICIAL | | | | | | | |
| | Personal Services: | | | | | | | |
| 100.1800.51000 | Salary-Elected Officials | (1,2,5) | 63,250 | 63,250 | 63,250 | **63,250** | 0 | 0.00% |
| 100.1800.51100 | Salary-Non Bargaining | (3,4,5) | 265,807 | 244,321 | 282,059 | **257,320** | -24,739 | -8.77% |
| 100.1800.51101 | Salary-Non Barg-Overtime | | 0 | 0 | 0 | **500** | 500 | 100.00% |
| 100.1800.51500 | PERS | (2,3,4,5) | 45,773 | 43,160 | 45,451 | **44,950** | -501 | -1.10% |
| 100.1800.51600 | Worker's Compensation | (2,3,4,5) | 2,116 | 5,791 | 4,465 | **9,630** | 5,165 | 115.68% |
| 100.1800.51700 | Medicare-City Share | (2,3,4,5) | 3,835 | 3,540 | 4,150 | **4,660** | 510 | 12.29% |
| 100.1800.51710 | Hospitalization Insurance | (2,3,5) | 77,558 | 82,359 | 61,131 | **82,110** | 20,979 | 34.32% |
| 100.1800.51750 | Life Insurance | | 470 | 481 | 423 | **560** | 137 | 32.39% |
| > | **Sub-Total Personal Services** | | **458,809** | **442,902** | **460,929** | **462,980** | **2,051** | **0.44%** |
| **NOTES: (1) Judge's Total Salary and Approved Fringes Benefits set by ORC Sections 1901.11 & 141.04.** | | | | | | | | |
| **(2) Judge's Salary, PERS, Workers Comp., Medicare & Hospitalization Ins.Reimbursed from County at 40%, in 100 General Fd.Revenue.** | | | | | | | | |
| **(3) Court Clerks's Salary, PERS, Workers Comp., Medicare & Hospitalization Ins.Reimbursed from County at 40%, in 100 General Fd.Revenue.** | | | | | | | | |
| **(4) Baliff's Salary, PERS, Workers Compensation, Medicare Reimbursed from the County at 40%, included in 100 General Fd.Revenue.** | | | | | | | | |
| **(5) County Estimated Reimbursements are listed in Revenue Account "100.0000.49500 Reimbursements-External" in the 100 GF.** | | | | | | | | |
| | Other: | | | | | | | |
| 100.1800.52000 | Travel, Training and Education | | 3,107 | 6,758 | 5,712 | **8,000** | 2,288 | 40.06% |
| 100.1800.52010 | Memberships and Dues | | 965 | 1,690 | 1,355 | **1,680** | 325 | 23.99% |
| 100.1800.53110 | Utilities-Electric | | 2,467 | 2,866 | 2,743 | **3,000** | 257 | 9.37% |
| 100.1800.53111 | Utilities-Natural Gas | | 74 | 232 | 513 | **750** | 237 | 46.20% |
| 100.1800.53113 | Utilities-Water & Sewer | | 911 | 1,241 | 1,075 | **1,200** | 125 | 11.63% |
| 100.1800.53114 | Utilities-Telephone | | 1,302 | 1,116 | 1,026 | **1,330** | 304 | 29.63% |
| 100.1800.53210 | Serv.Cnt.-Computer Software | | 2,600 | 3,202 | 2,600 | **3,100** | 500 | 19.23% |
| 100.1800.53250 | Serv.Cnt.-Rents and Leases | | 2,877 | 2,630 | 3,190 | **3,000** | -190 | -5.96% |
| 100.1800.53300 | Serv.Fees-Professional | | 31,150 | 23,663 | 14,576 | **16,000** | 1,424 | 9.77% |
| 100.1800.53340 | Serv.Fees-Acting Judges | | 1,256 | 1,117 | 753 | **1,200** | 447 | 59.36% |
| 100.1800.53345 | Serv.Fees-Court Appointed Attorneys | | 841 | 1,733 | 2,876 | **7,000** | 4,124 | 143.39% |
| 100.1800.53510 | Cnt.Maint.-Vechicles | | 160 | 91 | 85 | **500** | 415 | 488.24% |
| 100.1800.53520 | Cnt.Maint.-Equipment | | 4,259 | 5,003 | 4,867 | **4,800** | -67 | -1.38% |
| 100.1800.53540 | Cnt.Maint.-Computer Hardware | | 0 | 320 | 0 | **400** | 400 | 100.00% |
| 100.1800.53610 | Cnt.Maint.-Buildings & Structures | | 2,891 | 2,245 | 3,653 | **3,000** | -653 | -17.88% |
| 100.1800.53700 | Insurances and Bonding | | 1,085 | 1,180 | 1,171 | **1,250** | 79 | 6.75% |
| 100.1800.53800 | Printing, Forms and Photos | | 3,111 | 1,310 | 2,730 | **3,100** | 370 | 13.55% |
| 100.1800.53810 | Legal Advertising | | 0 | 0 | 0 | **300** | 300 | 100.00% |
| 100.1800.54100 | Supplies-Office | | 7,088 | 9,186 | 6,243 | **8,500** | 2,257 | 36.15% |
| 100.1800.54110 | Supplies-Postage/Delivery Charge | | 17,961 | 15,015 | 18,104 | **16,000** | -2,104 | -11.62% |
| 100.1800.54200 | Supplies-Operating Materials | | 8,363 | 9,391 | 8,327 | **8,200** | -127 | -1.53% |
| 100.1800.54230 | Supplies-Gasoline & Deisel Fuels | | 964 | 678 | 315 | **750** | 435 | 138.10% |

| =ACCOUNT NUM.#= FND-DEPT-ACCNT | FUND SOURCE, COST CENTER (Dept), CATEGORY>(PS,Other) ACCOUNT DESCRIPTION | 2014 ACTUAL EXPENDED | 2015 ACTUAL EXPENDED | 2016 ACTUAL EXPENDED | *2017 APPROVED BUDGET* | 2017 $ $ INC/(DEC) 17Req -16Prj | 2017% % INC/(DEC) 17In(Dc)/16Prj |
|---|---|---|---|---|---|---|---|
| | **100 GENERAL FUND** | | | | | | |
| 100.1800.54300 | Supplies-Vehicles | 632 | 0 | 0 | **400** | 400 | 100.00% |
| 100.1800.56000 | Miscellaneous Operating Costs | 84 | 103 | 148 | **130** | -18 | -12.16% |
| 100.1800.56400 | Jury and Witness Fees | 0 | 0 | 0 | **100** | 100 | 100.00% |
| > | **Sub-Total Other** | **94,148** | **90,770** | **82,062** | **93,690** | **11,628** | **14.17%** |
| ** | **Total-1800 Municipal Court/Judicial** | **552,957** | **533,672** | **542,991** | **556,670** | **13,679** | **2.52%** |
| | 1900 GENERAL GOV./MISCELLANEOUS | | | | | | |
| | Other: | | | | | | |
| 100.1900.52010 | Memberships and Dues | 985 | 785 | 786 | **900** | 114 | 14.50% |
| 100.1900.53050 | Utilities-Electric-Street Lights | 72,697 | 72,834 | 74,342 | **79,340** | 4,998 | 6.72% |
| 100.1900.53110 | Utilities-Electric | 14,452 | 14,720 | 14,936 | **15,600** | #REF! | #REF! |
| 100.1900.53111 | Utilities-Natural Gas | 4,128 | 3,567 | 2,513 | **3,500** | -11,436 | -76.57% |
| 100.1900.53113 | Utilities-Water and Sewer | 1,072 | 1,401 | 1,462 | **1,560** | -953 | -37.92% |
| 100.1900.53114 | Utilities-Telephone | 5,496 | 5,935 | 4,331 | **6,000** | 4,538 | 310.40% |
| 100.1900.53250 | Rents and Leases | 1,985 | 2,215 | 2,223 | **2,280** | -2,051 | -47.36% |
| 100.1900.53300 | Serv.Fees-Professional | 28,262 | 24,882 | 31,173 | **35,000** | 32,777 | 1474.45% |
| 100.1900.53361 | Serv.Fees-Bond Counsel | 851 | 2,000 | 0 | **2,500** | -811 | -24.49% |
| 100.1900.53410 | County-Auditor Fees | 13,467 | 12,851 | 12,652 | **14,000** | 1,348 | 10.65% |
| 100.1900.53415 | County-Recorder Fees | 780 | 113 | 0 | **500** | 500 | 100.00% |
| 100.1900.53417 | County-EMA-City Share | 8,075 | 8,075 | 8,075 | **8,080** | 5 | 0.06% |
| 100.1900.53470 | Contracts-Senior Center | 778 | 246 | 957 | **1,000** | 43 | 4.49% |
| 100.1900.53480 | Contracts-Schools (NCTV5, Pub.Access Ch. | 18,000 | 0 | 18,000 | **18,000** | 0 | 0.00% |
| 100.1900.53520 | Cnt.Maint.-Equipment | 7,519 | 463 | 2,160 | **5,540** | 3,380 | 156.48% |
| 100.1900.53610 | Cnt.Maint.-Buildings & Structures | 2,492 | 4,181 | 3,186 | **4,250** | 1,064 | 33.40% |
| 100.1900.53620 | Cnt.Maint.-Janitorial | 20,667 | 21,693 | 20,688 | **21,590** | 902 | 4.36% |
| 100.1900.53700 | Insurances and Bonding | 18,544 | 19,363 | 20,413 | **20,770** | 357 | 1.75% |
| 100.1900.53800 | Printing, Forms and Photos | 345 | 444 | 867 | **1,000** | 133 | 15.34% |
| 100.1900.53900 | Bank Servicing Charges | 5,944 | 7,372 | 9,260 | **10,400** | 1,140 | 12.31% |
| 100.1900.54110 | Supplies-Postage/Delivery Charge | 6,229 | 4,097 | 4,607 | **4,360** | -247 | -5.36% |
| 100.1900.54200 | Supplies-Operating Materials | 7,609 | 7,545 | 6,779 | **7,200** | 421 | 6.21% |
| 100.1900.54900 | Supplies-Civil Ser. & Ot.Boards, Comm. | 0 | 0 | 0 | **300** | 300 | 100.00% |
| 100.1900.56000 | Miscellaneous Operating Costs | 1,014 | 1,416 | 759 | **1,300** | 541 | 71.28% |
| 100.1900.56300 | Taxes and Assessments | 14,969 | 14,786 | 15,284 | **15,500** | 216 | 1.41% |
| 100.1900.56900 | Undefined Contingencies | 0 | 0 | 0 | **20,000** | 20,000 | 100.00% |
| 100.1900.59000 | Refunds-Miscellaneous | 120 | 116 | 0 | **300** | 300 | 100.00% |
| > | **Sub-Total Other** | **256,480** | **231,100** | **258,764** | **300,770** | **42,006** | **16.23%** |
| (1) ** | **Total-1900 General Gov./Misc.** | **256,480** | **231,100** | **258,764** | **300,770** | **42,006** | **16.23%** |
| **NOTES: (1) Shared Cost Reimbursement Allocations changed in Ord. 104-09, Passed 12/21/2009: 500 Elec. 50%; 510 Wat. 15%; 520 Sew. 15%; 560 San. 5%, Net 15% to 100 GF.** | | | | | | | |
| | 2100 POLICE/SAFETY SERVICES | | | | | | |
| | Personal Services: | | | | | | |
| 100.2100.51130 | Salary-Police Command | 299,196 | 300,117 | 306,635 | **318,190** | 11,555 | 3.77% |
| 100.2100.51131 | Salary-Police Command-OT (1) | 2,673 | 4,176 | 3,637 | **10,000** | 6,363 | 174.95% |
| 100.2100.51300 | Salary-Patrol Officers | 629,245 | 637,970 | 636,881 | **626,730** | -10,151 | -1.59% |
| 100.2100.51301 | Salary-Patrol Officers-OT (1) | 9,420 | 17,622 | 19,758 | **20,000** | 242 | 1.22% |
| 100.2100.51310 | Salary-Dispatchers (3) | 198,202 | 210,819 | 191,508 | **204,900** | 13,392 | 6.99% |
| 100.2100.51311 | Salary-Dispatchers-Overtime | 23,900 | 5,490 | 9,516 | **15,000** | 5,484 | 57.63% |
| 100.2100.51500 | PERS (3) | 30,575 | 29,654 | 27,873 | **30,790** | 2,917 | 10.47% |
| 100.2100.51530 | Police Pension-Current Liab. (2) | 91,815 | 98,102 | 100,337 | **107,700** | 7,363 | 7.34% |
| 100.2100.51600 | Worker's Compensation (3,4) | 8,595 | 21,852 | 17,797 | **38,160** | 20,363 | 114.42% |
| 100.2100.51700 | Medicare-City Share (3) | 14,875 | 15,117 | 14,923 | **16,210** | 1,287 | 8.62% |
| 100.2100.51710 | Hospitalization Insurance (3) | 225,148 | 206,334 | 220,487 | **272,830** | 52,343 | 23.74% |
| 100.2100.51750 | Life Insurance (3) | 1,344 | 1,372 | 1,284 | **1,470** | 186 | 14.49% |
| 100.2100.51900 | Unemployment Compensation | 2,776 | 0 | 0 | **0** | 0 | 0.00% |
| > | **Sub-Total Personal Services** | **1,537,764** | **1,548,625** | **1,550,636** | **1,661,980** | **111,344** | **7.18%** |
| **NOTES: (1) Other OT includes $3,000 in 271 Law Enf.Ed. Fd., $3,000 in 274 Mandatory Drug Fine Fd.and $5,000 in 280 Certified Police Training Fd. Total of $4,000 for Command Officers and $7,000 for Patrol Officers, for the three (3) funds.** | | | | | | | |

| =ACCOUNT NUM.#= FND-DEPT-ACCNT | FUND SOURCE, COST CENTER (Dept), CATEGORY>(PS,Other) ACCOUNT DESCRIPTION | 2014 ACTUAL EXPENDED | 2015 ACTUAL EXPENDED | 2016 ACTUAL EXPENDED | 2017 APPROVED BUDGET | 2017 $ $ INC/(DEC) 17Req -16Prj | 2017% % INC/(DEC) 17In(Dc)/16Prj |
|---|---|---|---|---|---|---|---|
| | **100 GENERAL FUND** | | | | | | |
| | **(2) Total 2017 Police Pension projected at $192,210, funded $107,700 from 100 General Fund and $84,510 from 290 Police Pension Fund.** | | | | | | |
| | **(3) Shared Cost Reimbursement Allocations changed in Ord. 104-09, Passed 12/21/2009:** | | | | | | |
| | **500 Elec. 10%; 510 Wat. 2%; 520 Sew. .5%; 560 San. .5%, Net 25% to 87% GF.** | | | | | | |
| | **(Net Allocation of One (1) Dispatcher to the Shared Reimbursables.)** | | | | | | |
| | **(4) Workers Compensation includes $2,000 to cover Police Auxilliary (9439RN).** | | | | | | |
| | Other: | | | | | | |
| 100.2100.52000 | Travel, Training and Education | 6,549 | 9,422 | 8,059 | **12,500** | 4,441 | 55.11% |
| 100.2100.52010 | Memberships and Dues | 540 | 25,445 | 25,910 | **26,000** | 90 | 0.35% |
| 100.2100.53110 | Utilities-Electric | 11,277 | 11,495 | 13,088 | **17,000** | 3,912 | 29.89% |
| 100.2100.53111 | Utilities-Natural Gas | 878 | 1,038 | 574 | **1,600** | 1,026 | 178.75% |
| 100.2100.53113 | Utilities-Water and Sewer | 1,405 | 1,131 | 1,663 | **2,100** | 437 | 26.28% |
| 100.2100.53114 | Utilities-Telephone | 11,243 | 8,580 | 4,371 | **11,700** | 7,329 | 167.67% |
| 100.2100.53115 | Utilities-Cable Modem | 315 | 268 | 346 | **0** | -346 | -100.00% |
| 100.2100.53200 | Serv.Cnt.-Communications | 11,669 | 8,019 | 8,085 | **10,500** | 2,415 | 29.87% |
| 100.2100.53210 | Serv.Cnt.-Computer Software | 13,893 | 22,123 | 12,363 | **17,700** | 5,337 | 43.17% |
| 100.2100.53230 | Serv.Cnt.-Vehicle Towing | 1,155 | 803 | 613 | **800** | 187 | 30.51% |
| 100.2100.53300 | Serv.Fees-Professional | 757 | 1,431 | 57 | **2,000** | 1,943 | 3408.77% |
| 100.2100.53510 | Cnt.Maint.-Vehicles | 7,319 | 8,389 | 3,984 | **9,000** | 5,016 | 125.90% |
| 100.2100.53520 | Cnt.Maint.-Equipment | 6,764 | 8,964 | 3,767 | **11,500** | 7,733 | 205.28% |
| 100.2100.53530 | Cnt.Maint.-Radios & Telephone | 3,494 | 3,798 | 2,843 | **5,500** | 2,657 | 93.46% |
| 100.2100.53540 | Cnt.Maint.-Computer Hardware | 0 | 275 | 48 | **2,500** | 2,452 | 5108.33% |
| 100.2100.53610 | Cnt.Maint.-Buildings & Structures | 1,423 | 4,982 | 3,392 | **4,100** | 708 | 20.87% |
| 100.2100.53620 | Cnt.Maint.-Janitorial | 6,040 | 6,217 | 5,977 | **7,700** | 1,723 | 28.83% |
| 100.2100.53700 | Insurances and Bonding | 8,708 | 9,584 | 10,079 | **11,300** | 1,221 | 12.11% |
| 100.2100.53710 | Insurances-Claims Deductible | 0 | 0 | 0 | **1,000** | 1,000 | 100.00% |
| 100.2100.53800 | Printing, Forms and Photos | 570 | 0 | 297 | **650** | 353 | 118.86% |
| 100.2100.53810 | Legal Advertising | 631 | 203 | 0 | **200** | 200 | 100.00% |
| 100.2100.54100 | Supplies-Office | 2,087 | 2,886 | 2,682 | **5,000** | 2,318 | 86.43% |
| 100.2100.54110 | Supplies-Postage/Delivery Charge | 226 | 495 | 428 | **500** | 72 | 16.82% |
| 100.2100.54200 | Supplies-Operating Materials | 10,879 | 12,448 | 6,083 | **14,000** | 7,917 | 130.15% |
| 100.2100.54230 | Supplies-Gasoline & Deisel Fuels | 38,627 | 22,730 | 16,922 | **35,000** | 18,078 | 106.83% |
| 100.2100.54300 | Supplies-Vehicle Parts & Supplies | 9,304 | 5,960 | -18,686 | **7,000** | 25,686 | -137.46% |
| 100.2100.54500 | Supplies-Other Equipment | 1,212 | 1,534 | 893 | **2,000** | 1,107 | 123.96% |
| 100.2100.54700 | Supplies-Small Tools | 28 | 0 | 74 | **150** | 76 | 102.70% |
| 100.2100.54800 | Supplies-Uniforms | 13,135 | 10,799 | 11,419 | **14,000** | 2,581 | 22.60% |
| 100.2100.56000 | Miscellaneous Operating Costs | 4,397 | 4,290 | 1,244 | **5,500** | 4,256 | 342.12% |
| 100.2100.56700 | Bike Patrol Expenses | 194 | 0 | 0 | **300** | 300 | 100.00% |
| 100.2100.57000 | Machinery and Equipment | 0 | 1,326 | 5,722 | **0** | -5,722 | -100.00% |
| > | **Sub-Total Other** | **174,719** | **194,635** | **132,297** | **238,800** | **106,503** | **80.50%** |
| ** | **Total-2100 Police/Safety Services** | **1,712,483** | **1,743,260** | **1,682,933** | **1,900,780** | **217,847** | **12.94%** |
| | 2200 FIRE/SAFETY SERVICES | | | | | | |
| | Personal Services: | | | | | | |
| 100.2200.51100 | Salary-Non Bargaining | 153,460 | 119,930 | 182,581 | **135,620** | -46,961 | -25.72% |
| 100.2200.51101 | Salary-Non Barg-Overtime | 11,411 | 0 | 0 | **15,000** | 15,000 | 100.00% |
| 100.2200.51400 | Salary-Fire Fulltime | 391,676 | 410,795 | 317,638 | **352,900** | 35,262 | 11.10% |
| 100.2200.51401 | Salary-Fire Fulltime-Overtime | 15,959 | 35,196 | 71,548 | **16,000** | -55,548 | -77.64% |
| 100.2200.51410 | Salary-Firemen Partime | 41,549 | 76,828 | 137,134 | **158,450** | 21,316 | 15.54% |
| 100.2200.51411 | Salary-Firemen Partime-Overtime | 0 | 0 | 0 | **0** | 0 | 0.00% |
| 100.2200.51420 | Salary-EMT Partime | 26,077 | 27,190 | 24,234 | **0** | -24,234 | -100.00% |
| 100.2200.51500 | PERS | 793 | 1,468 | 1,001 | **1,100** | 99 | 9.89% |
| 100.2200.51540 | Fire Pension-Current Liab. (1) | 87,121 | 79,094 | 74,436 | **82,430** | 7,994 | 10.74% |
| 100.2200.51560 | Social Security | 3,859 | 5,771 | 9,581 | **8,730** | -851 | -8.88% |
| 100.2200.51600 | Worker's Compensation | 15,006 | 18,693 | 13,605 | **20,350** | 6,745 | 49.58% |
| 100.2200.51700 | Medicare-City Share | 8,998 | 9,434 | 10,376 | **9,820** | -556 | -5.36% |
| 100.2200.51710 | Hospitalization Insurance | 87,949 | 68,365 | 83,852 | **123,830** | 39,978 | 47.68% |
| 100.2200.51750 | Life Insurance | 473 | 410 | 352 | **540** | 188 | 53.41% |
| 100.2200.51760 | A.D.& D. Insurance-PT Fire | 875 | 0 | 0 | **0** | 0 | 0.00% |
| 100.2200.51900 | Unemployment Compensation | 389 | 0 | 546 | **0** | -546 | -100.00% |
| > | **Sub-Total Personal Services** | **845,595** | **853,174** | **926,884** | **924,770** | **-2,114** | **-0.23%** |

**NOTES: (1) Total 2017 Fire Pension is $124,680, funded $82,430 from 100 General Fund and $42,250 from 291 Fire Pension Fund.**

| =ACCOUNT NUM.#= FND-DEPT-ACCNT | FUND SOURCE, COST CENTER (Dept), CATEGORY>(PS,Other) ACCOUNT DESCRIPTION | 2014 ACTUAL EXPENDED | 2015 ACTUAL EXPENDED | 2016 ACTUAL EXPENDED | 2017 APPROVED BUDGET | 2017 $ $ INC/(DEC) 17Req -16Prj | 2017% % INC/(DEC) 17In(Dc)/16Prj |
|---|---|---|---|---|---|---|---|
| | **100 GENERAL FUND** | | | | | | |
| | Other: | | | | | | |
| 100.2200.52000 | Travel, Training and Education | 8,184 | 17,170 | 11,951 | **15,000** | 3,049 | 25.51% |
| 100.2200.52010 | Memberships and Dues | 943 | 1,255 | 939 | **3,100** | 2,161 | 230.14% |
| 100.2200.53110 | Utilities-Electric | 14,818 | 18,155 | 19,826 | **23,100** | 3,274 | 16.51% |
| 100.2200.53111 | Utilities-Natural Gas | 1,790 | 686 | 136 | **2,500** | 2,364 | 1738.24% |
| 100.2200.53113 | Utilities-Water and Sewer | 5,019 | 5,690 | 5,829 | **6,300** | 471 | 8.08% |
| 100.2200.53114 | Utilities-Telephone | 2,747 | 1,982 | 2,298 | **4,340** | 2,042 | 88.86% |
| 100.2200.53115 | Utilities-Cable Modem | 354 | 802 | 52 | **350** | 298 | 573.08% |
| 100.2200.53200 | Serv.Cnt.-Communications | 9,258 | 4,815 | 5,821 | **10,500** | 4,679 | 80.38% |
| 100.2200.53300 | Serv.Fees-Professional | 12,835 | 11,488 | 24,320 | **10,900** | -13,420 | -55.18% |
| 100.2200.53510 | Cnt.Maint.-Vehicles | 4,269 | 1,950 | 3,634 | **15,000** | 11,366 | 312.77% |
| 100.2200.53520 | Cnt.Maint.-Equipment | 4,136 | 3,751 | 5,181 | **7,000** | 1,819 | 35.11% |
| 100.2200.53610 | Cnt.Maint.-Buildings & Structures | 11,331 | 9,802 | 9,582 | **15,000** | 5,418 | 56.54% |
| 100.2200.53700 | Insurances and Bonding | 2,318 | 2,521 | 2,501 | **2,850** | 349 | 13.95% |
| 100.2200.53710 | Insurances-Claims Deductible | 0 | 0 | 0 | **0** | 0 | 0.00% |
| 100.2200.54100 | Supplies-Office | 1,706 | 2,207 | 3,380 | **2,500** | -880 | -26.04% |
| 100.2200.54110 | Supplies-Postage/Delivery Charge | 206 | 194 | 212 | **500** | 288 | 135.85% |
| 100.2200.54200 | Supplies-Operating Materials | 4,447 | 1,662 | 2,861 | **5,000** | 2,139 | 74.76% |
| 100.2200.54220 | Supplies-Fire Prevention | 2,412 | 3,434 | 339 | **3,000** | 2,661 | 784.96% |
| 100.2200.54230 | Supplies-Gasoline & Deisel Fuels | 13,676 | 13,569 | 13,636 | **22,950** | 9,314 | 68.30% |
| 100.2200.54240 | Supplies-Chemicals | 636 | 1,693 | 2,672 | **4,500** | 1,828 | 68.41% |
| 100.2200.54300 | Supplies-Vehicle Parts & Supplies | 3,402 | 3,532 | 5,458 | **4,500** | -958 | -17.55% |
| 100.2200.54500 | Supplies-Other Equipment | 1,046 | 1,370 | 1,532 | **3,500** | 1,968 | 128.46% |
| 100.2200.54700 | Supplies-Small Tools | 1,279 | 2,014 | 1,840 | **4,000** | 2,160 | 117.39% |
| 100.2200.54800 | Supplies-Uniforms | 2,995 | 8,600 | 6,685 | **11,000** | 4,315 | 64.55% |
| > | **Sub-Total Other** | **109,807** | **118,342** | **130,685** | **177,390** | **46,705** | **35.74%** |
| ** | **Total-2200 Fire/Safety Services** | **955,402** | **971,516** | **1,057,569** | **1,102,160** | **44,591** | **4.22%** |
| | **3100 BUILDING INSPECTIONS/ZONING** | | | | | | |
| | Personal Services: | | | | | | |
| 100.3100.51100 | Salary-Non Bargaining | 79,733 | 63,733 | 64,475 | **66,060** | 1,585 | 2.46% |
| 100.3100.51101 | Salary-Non Barg-Overtime | 248 | 259 | 37 | **500** | 463 | 1251.35% |
| 100.3100.51500 | PERS | 10,836 | 9,263 | 9,018 | **9,320** | 302 | 3.35% |
| 100.3100.51600 | Worker's Compensation | 603 | 1,499 | 925 | **2,000** | 1,075 | 116.22% |
| 100.3100.51700 | Medicare-City Share | 1,114 | 910 | 877 | **970** | 93 | 10.60% |
| 100.3100.51710 | Hospitalization Insurance | 15,216 | 13,358 | 16,546 | **18,520** | 1,974 | 11.93% |
| 100.3100.51750 | Life Insurance | 65 | 65 | 63 | **70** | 7 | 11.11% |
| > | **Sub-Total Personal Services** | **107,815** | **89,087** | **91,941** | **97,440** | **5,499** | **5.98%** |
| | Other: | | | | | | |
| 100.3100.52000 | Travel, Training and Education | 1,848 | 1,999 | 2,017 | **2,000** | -17 | -0.84% |
| 100.3100.52010 | Memberships and Dues | 387 | 399 | 245 | **400** | 155 | 63.27% |
| 100.3100.53114 | Utilities-Telephone | 705 | 587 | 568 | **1,200** | 632 | 111.27% |
| 100.3100.53210 | Serv.Cnt.-Computer Software | 915 | 915 | 915 | **1,140** | 225 | 24.59% |
| 100.3100.53300 | Serv.Fees-Professional | 300 | 0 | 1,000 | **54,000** | 53,000 | 5300.00% |
| 100.3100.53380 | Serv.Fees-Nusiance Abatement | 900 | 1,380 | 4,553 | **5,000** | 447 | 9.82% |
| 100.3100.53510 | Cnt.Maint.-Vehicles | 110 | 270 | 256 | **540** | 284 | 110.94% |
| 100.3100.54100 | Supplies-Office | 195 | 125 | 0 | **300** | 300 | 100.00% |
| 100.3100.54200 | Supplies-Operating Materials | 717 | 205 | 467 | **1,000** | 533 | 114.13% |
| 100.3100.54230 | Supplies-Gasoline & Deisel Fuels | 845 | 785 | 604 | **2,000** | 1,396 | 231.13% |
| 100.3100.54300 | Supplies-Vehicle Parts & Supplies | 26 | 374 | 359 | **400** | 41 | 11.42% |
| 100.3100.56000 | Miscellaneous Operating Costs | 200 | 35 | 0 | **300** | 300 | 100.00% |
| 100.3100.56210 | State Tax-Certified Bldg.Insp. | 56 | 76 | 52 | **200** | 148 | 284.62% |
| 100.3100.59000 | Refunds-Miscellaneous | 0 | 25 | 0 | **500** | 500 | 100.00% |
| > | **Sub-Total Other** | **7,204** | **7,175** | **11,036** | **68,980** | **57,944** | **525.05%** |
| ** | **Total-3100 Building Inspection/Zoning** | **115,019** | **96,262** | **102,977** | **166,420** | **63,443** | **61.61%** |

| =ACCOUNT NUM.#= FND-DEPT-ACCNT | FUND SOURCE, COST CENTER (Dept), CATEGORY>(PS,Other) ACCOUNT DESCRIPTION | 2014 ACTUAL EXPENDED | 2015 ACTUAL EXPENDED | 2016 ACTUAL EXPENDED | 2017 APPROVED BUDGET | 2017 $ $ INC/(DEC) 17Req -16Prj | 2017% % INC/(DEC) 17In(Dc)/16Prj |
|---|---|---|---|---|---|---|---|
| | **100 GENERAL FUND** | | | | | | |
| | **4700 CEMETERY/GROUNDS** | | | | | | |
| | **Personal Services:** | | | | | | |
| 100.4700.51190 | Salary-Seasonal | 0 | 2,683 | 3,253 | **4,800** | 1,547 | 47.56% |
| 100.4700.51200 | Salary-AFSCME | 60,152 | 55,897 | 54,335 | **71,390** | 17,055 | 31.39% |
| 100.4700.51201 | Salary-AFSCME-Overtime | 4,061 | 5,744 | 3,675 | **3,500** | -175 | -4.76% |
| 100.4700.51500 | PERS | 8,812 | 9,084 | 8,466 | **9,930** | 1,464 | 17.29% |
| 100.4700.51600 | Worker's Compensation | 700 | 1,394 | 1,039 | **2,410** | 1,371 | 131.95% |
| 100.4700.51700 | Medicare-City Share | 310 | 287 | 264 | **480** | 216 | 81.82% |
| 100.4700.51710 | Hospitalization Insurance | 10,173 | 13,950 | 9,930 | **11,110** | 1,180 | 11.88% |
| 100.4700.51750 | Life Insurance | 43 | 43 | 42 | **50** | 8 | 19.05% |
| > | **Sub-Total Personal Services** | **84,251** | **89,082** | **81,004** | **103,670** | **22,666** | **27.98%** |
| | **Other:** | | | | | | |
| 100.4700.52010 | Memberships and Dues | 120 | 95 | 35 | **120** | 85 | 242.86% |
| 100.4700.53110 | Utilities-Electric | 2,532 | 2,682 | 2,724 | **2,700** | -24 | -0.88% |
| 100.4700.53111 | Utilities-Natural Gas | 1,025 | 822 | 599 | **1,000** | 401 | 66.94% |
| 100.4700.53113 | Utilities-Water and Sewer | 294 | 257 | 341 | **500** | 159 | 46.63% |
| 100.4700.53114 | Utilities-Telephone | 1,109 | 963 | 972 | **1,100** | 128 | 13.17% |
| 100.4700.53300 | Serv.Fees-Professional | 677 | 950 | 992 | **1,000** | 8 | 0.81% |
| 100.4700.53400 | Contract Services | 3,069 | 2,830 | 3,050 | **4,100** | 1,050 | 34.43% |
| 100.4700.53510 | Cnt.Maint.-Vehicles | 440 | 1,153 | 654 | **1,000** | 346 | 52.91% |
| 100.4700.53520 | Cnt.Maint.-Equipment | 55 | 337 | 395 | **500** | 105 | 26.58% |
| 100.4700.53700 | Insurances and Bonding | 1,163 | 1,265 | 1,255 | **1,340** | 85 | 6.77% |
| 100.4700.53710 | Insurances-Claims Deductible | 0 | 0 | 0 | **0** | 0 | 0.00% |
| 100.4700.54200 | Supplies-Operating Materials | 3,676 | 3,325 | 3,429 | **4,500** | 1,071 | 31.23% |
| 100.4700.54230 | Supplies-Gasoline & Deisel Fuels | 7,482 | 5,794 | 4,367 | **6,500** | 2,133 | 48.84% |
| 100.4700.54300 | Supplies-Vehicle Parts & Supplies | 498 | 1,242 | 374 | **1,200** | 826 | 220.86% |
| 100.4700.54500 | Supplies-Other Equipment | 700 | 595 | 650 | **750** | 100 | 15.38% |
| 100.4700.54700 | Supplies-Small Tools | 96 | 0 | 191 | **300** | 109 | 57.07% |
| > | **Sub-Total Other** | **22,936** | **22,310** | **20,028** | **26,610** | **6,582** | **32.86%** |
| ** | **Total-4700 Cemetery/Grounds** | **107,187** | **111,392** | **101,032** | **130,280** | **29,248** | **28.95%** |
| | **5130 SERVICE/BLDS.,PROPERTIES,EQUIP.** | | | | | | |
| | **Personal Services:** | | | | | | |
| 100.5130.51200 | Salary-AFSCME | 46,095 | 47,308 | 49,771 | **54,830** | 5,059 | 10.16% |
| 100.5130.51201 | Salary-AFSCME-Overtime | 663 | 340 | 381 | **2,000** | 1,619 | 424.93% |
| 100.5130.51500 | PERS | 6,539 | 6,659 | 6,938 | **7,950** | 1,012 | 14.59% |
| 100.5130.51600 | Worker's Compensation | 371 | 896 | 697 | **1,710** | 1,013 | 145.34% |
| 100.5130.51700 | Medicare-City Share | 678 | 691 | 727 | **820** | 93 | 12.79% |
| 100.5130.51710 | Hospitalization Insurance | 0 | 2 | 2 | **0** | -2 | -100.00% |
| 100.5130.51750 | Life Insurance | 43 | 43 | 45 | **50** | 5 | 11.11% |
| > | **Sub-Total Personal Services** | **54,389** | **55,939** | **58,561** | **67,360** | **8,799** | **15.03%** |
| | **Other:** | | | | | | |
| 100.5130.53114 | Utilities-Telephone | 650 | 520 | 669 | **550** | -119 | -17.79% |
| 100.5130.53250 | Rents and Leases | 1,430 | 56 | 1,176 | **1,400** | 224 | 19.05% |
| 100.5130.53300 | Serv.Fees-Professional | 0 | 492 | 397 | **600** | 203 | 51.13% |
| 100.5130.53510 | Cnt.Maint.-Vehicles | 200 | 158 | 227 | **600** | 373 | 164.32% |
| 100.5130.53520 | Cnt.Maint.-Equipment | 0 | 130 | 0 | **860** | 860 | 100.00% |
| 100.5130.53610 | Cnt.Maint.-Buildings & Structures | 309 | 82 | 292 | **350** | 58 | 19.86% |
| 100.5130.54200 | Supplies-Operating Materials | 3,769 | 4,281 | 3,407 | **7,500** | 4,093 | 120.14% |
| 100.5130.54230 | Supplies-Gasoline & Deisel Fuels | 1,575 | 1,390 | 1,468 | **2,230** | 762 | 51.91% |
| 100.5130.54300 | Supplies-Vehicle Parts & Supplies | 374 | 531 | 113 | **1,600** | 1,487 | 1315.93% |
| 100.5130.54500 | Supplies-Other Equipment | 0 | 215 | 486 | **500** | 14 | 2.88% |
| 100.5130.54700 | Supplies-Small Tools | 0 | 150 | 156 | **1,150** | 994 | 637.18% |
| 100.5130.54800 | Supplies-Uniforms | 532 | 729 | 726 | **890** | 164 | 22.59% |
| 100.5130.56000 | Miscellaneous Operating Costs | 0 | 45 | 0 | **100** | 100 | 100.00% |
| > | **Sub-Total Other** | **8,839** | **8,779** | **9,117** | **18,330** | **9,213** | **101.05%** |
| (1) ** | **Total-5130 Service/Buildings,Prop.,Eq.** | **63,228** | **64,718** | **67,678** | **85,690** | **18,012** | **26.61%** |

| =ACCOUNT NUM.#= FND-DEPT-ACCNT | FUND SOURCE, COST CENTER (Dept), CATEGORY>(PS,Other) ACCOUNT DESCRIPTION | 2014 ACTUAL EXPENDED | 2015 ACTUAL EXPENDED | 2016 ACTUAL EXPENDED | 2017 APPROVED BUDGET | 2017 $ $ INC/(DEC) 17Req -16Prj | 2017% % INC/(DEC) 17In(Dc)/16Prj |
|---|---|---|---|---|---|---|---|
| | **100 GENERAL FUND** | | | | | | |
| NOTES: (1) Shared Cost Reimbursement Allocations changed in Ord. 104-09, Passed 12/21/2009: 500 Elec. 30%; 510 Wat. 15%; 520 Sew. 15%; 560 San. 20%, Net 20% to 100 GF. | | | | | | | |
| | 9800 REIMBURSEMENTS-SHARED EXPENSES | | | | | | |
| | Other: | | | | | | |
| 100.9800.59110 | Reimb.-Shared Expense (1) | 15,500 | 16,221 | 15,965 | 15,500 | -465 | -2.91% |
| 100.9800.59130 | Reimb.-Shr.Ex.(Fire Cnt w/Twn) (2) | 7,500 | 7,500 | 7,500 | 7,500 | 0 | 0.00% |
| > | Sub-Total Other | 23,000 | 23,721 | 23,465 | 23,000 | -465 | -1.98% |
| ** | Total-9800 Reimb.-Shared Expense | 23,000 | 23,721 | 23,465 | 23,000 | -465 | -1.98% |
| NOTES: (1) Reimbursement to 220 Fund for Admin. of Cemetery includes $10,000 and $5,500 for various Tree Programs. (2) Reimbursement to 100 GF for Fire Administration on Township Contract included in revenue is $7,500. | | | | | | | |
| | 9900 TRANSFER ACCOUNTS | | | | | | |
| | Other: | | | | | | |
| 100.9900.59450 | TR-TO 200 Street (SCMR) Fund | 0 | 0 | 0 | 30,020 | 30,020 | 100.00% |
| 100.9900.59401 | TR-TO 101 Gen.Reserve Bal.Fund | 60,000 | 0 | 0 | 0 | 0 | 0.00% |
| 100.9900.59500 | TR-TO 220 Recreation Fund | 0 | 0 | 0 | 0 | 0 | 0.00% |
| 100.9900.59540 | TR-TO 123 Spec.Event.Fd. | 11,500 | 5,800 | 11,500 | 11,500 | 0 | 0.00% |
| 100.9900.59550 | TR-TO 130 Econ.Dev.Fund | 26,960 | 40,000 | 32,610 | 29,790 | -2,820 | -8.65% |
| 100.9900.59555 | TR-TO 295 Emp.Benefit Fund | 0 | 0 | 1,800 | 1,800 | 0 | 0.00% |
| 100.9900.59880 | TR-TO 600 Garage Rotary Fund | 129,190 | 196,000 | 151,850 | 185,950 | 34,100 | 22.46% |
| > | Sub-Total Other | 227,650 | 241,800 | 197,760 | 259,060 | 61,300 | 31.00% |
| ** | Total-9900 Tranfer Accounts | 227,650 | 241,800 | 197,760 | 259,060 | 61,300 | 31.00% |
| *** | TOTAL - 100 GENERAL FUND | 5,734,540 | 5,714,820 | 5,780,907 | 6,631,530 | 850,623 | 14.71% |
| (1) | **101 GENERAL FUND-RESERVE BALANCE FUND** | | | | | | |
| | 1900 MISCELLANEOUS/OTHER | | | | | | |
| | Other: | | | | | | |
| 101.1900.53380 | Service Fees-Nusiance Abatement | 0 | 0 | 0 | 100,000 | 100,000 | 100.00% |
| > | Sub-Total Other | 0 | 0 | 0 | 100,000 | 100,000 | 100.00% |
| ** | Total-1900 Miscellaneous/Other | 0 | 0 | 0 | 100,000 | 100,000 | 100.00% |
| *** | TOTAL - 101 GEN.FD.-RESERVE BALANCE FUNI | 0 | 0 | 0 | 100,000 | 100,000 | 100.00% |
| NOTES: (1) General Fund Reserve Balance Fund established by City Council in 2013 to Pre-Fund or Set Aside funds for undefined items. Funded from identified balances in the 100 General Fund. This is a General Fund Equivalent. | | | | | | | |
| | **123 SPECIAL EVENTS FUND** | | | | | | |
| | 1900 MISCELLANEOUS-OTHER | | | | | | |
| | Other: | | | | | | |
| 123.1900.53400 | Contract Services | 11,369 | 11,369 | 11,369 | 11,500 | 131 | 1.15% |
| > | Sub-Total Other | 11,369 | 11,369 | 11,369 | 11,500 | 131 | 1.15% |
| ** | Total-1900 Miscellaneous-Other | 11,369 | 11,369 | 11,369 | 11,500 | 131 | 1.15% |
| *** | TOTAL - 123 SPECIAL EVENTS FUND | 11,369 | 11,369 | 11,369 | 11,500 | 131 | 1.15% |

| =ACCOUNT NUM.#= FND-DEPT-ACCNT | FUND SOURCE, COST CENTER (Dept), CATEGORY>(PS,Other) ACCOUNT DESCRIPTION | 2014 ACTUAL EXPENDED | 2015 ACTUAL EXPENDED | 2016 ACTUAL EXPENDED | *2017 APPROVED BUDGET* | 2017 $ $ INC/(DEC) 17Req -16Prj | 2017% % INC/(DEC) 17In(Dc)/16Prj |
|---|---|---|---|---|---|---|---|
| | **130 ECONOMIC DEVELOPMENT FUND** | | | | | | |
| | 3500 ECONOMIC DEVELOPMENT | | | | | | |
| | Other: | | | | | | |
| 130.3500.53300 | Serv.Fees-Professional (1,2,3) | 31,000 | 31,000 | 36,387 | **37,400** | 1,013 | 2.78% |
| 130.3500.59900 | Refunds-Miscellaneous | 0 | 0 | 7,654 | **0** | -7,654 | -100.00% |
| > | **Sub-Total Other** | **31,000** | **31,000** | **44,041** | **37,400** | **-6,641** | **-15.08%** |
| ** | **Total-3500 Economic Development** | **31,000** | **31,000** | **44,041** | **37,400** | **-6,641** | **-15.08%** |
| *** | **TOTAL - 130 ECONOMIC DEVELOPMENT FUND** | **31,000** | **31,000** | **44,041** | **37,400** | **-6,641** | **-15.08%** |

NOTES: (1) City Council Approved an Additional Request of $2,000 in 2014 to the base contract.
(2) City Council Approved an Additional Request of $3,000 in 2016 to the base contract, currently at $34,000 / Year.
(3) City Council Directed and Approved an Additional Request of $3,400 in 2017 to the CIC, current base contract at $34,000 / Year.

| | | | | | | | |
|---|---|---|---|---|---|---|---|
| | **147 UNCLAIMED MONIES FUND** | | | | | | |
| | 9400 UNCLAIMED MONIES AGENCY ACCOUNTS | | | | | | |
| | Other: | | | | | | |
| 147.9400.56000 | Miscellaneous Operating Costs | 0 | 0 | 391 | **1,000** | 609 | 155.75% |
| > | **Sub-Total Other** | **0** | **0** | **391** | **1,000** | **609** | **155.75%** |
| | **Total-9400 Unclaimed Monies** | **0** | **0** | **391** | **1,000** | **609** | **155.75%** |
| | 9900 TRANSFER ACCOUNTS | | | | | | |
| | Other: | | | | | | |
| 147.9900.59400 | TR-TO 100 General Fund | 774 | 1,131 | 1,525 | **1,000** | -525 | -34.43% |
| > | **Sub-Total Other** | **774** | **1,131** | **1,525** | **1,000** | **-525** | **-34.43%** |
| ** | **Total-9900 Transfer Accounts** | **774** | **1,131** | **1,525** | **1,000** | **-525** | **-34.43%** |
| *** | **TOTAL - 147 UNCLAIMED MONIES FD.** | **774** | **1,131** | **1,916** | **2,000** | **84** | **4.38%** |
| | **170 MUNICIPAL INCOME TAX FUND** | | | | | | |
| | 1510 FINANCE/INCOME TAX COLLECTION | | | | | | |
| | Personal Services: | | | | | | |
| 170.1510.51100 | Salary-Non Bargaining | 81,024 | 87,998 | 93,160 | **99,450** | 6,290 | 6.75% |
| 170.1510.51101 | Salary-Non Barg-Overtime | 2,514 | 1,313 | 1,904 | **2,500** | 596 | 31.30% |
| 170.1510.51190 | Salary-Seasonal | 8,499 | 5,450 | 4,576 | **0** | -4,576 | -100.00% |
| 170.1510.51500 | PERS | 12,560 | 13,459 | 13,784 | **14,280** | 496 | 3.60% |
| 170.1510.51600 | Worker's Compensation | 735 | 1,626 | 1,337 | **3,070** | 1,733 | 129.62% |
| 170.1510.51700 | Medicare-City Share | 1,239 | 1,282 | 1,331 | **1,490** | 159 | 11.95% |
| 170.1510.51710 | Hospitalization Insurance | 24,945 | 26,742 | 25,875 | **29,630** | 3,755 | 14.51% |
| 170.1510.51750 | Life Insurance | 130 | 130 | 125 | **140** | 15 | 12.00% |
| > | **Sub-Total Personal Services** | **131,646** | **138,000** | **142,092** | **150,560** | **8,468** | **5.96%** |
| | Other: | | | | | | |
| 170.1510.52000 | Travel, Training and Education | 2,919 | 4,215 | 3,001 | **4,400** | 1,399 | 46.62% |
| 170.1510.52010 | Memberships and Dues | 75 | 169 | 169 | **330** | 161 | 95.27% |
| 170.1510.53114 | Utilities-Telephone | 289 | 248 | 228 | **300** | 72 | 31.58% |
| 170.1510.53210 | Serv.Cnt.-Computer Software | 17,129 | 6,150 | 13,398 | **10,770** | -2,628 | -19.61% |
| 170.1510.53300 | Serv.Fees-Professional | 1,222 | 2,461 | 8,079 | **4,500** | -3,579 | -44.30% |
| 170.1510.53520 | Cnt.Maint.-Equipment | 1,100 | 1,400 | 1,030 | **0** | -1,030 | -100.00% |
| 170.1510.53800 | Printing, Forms and Photos | 4,089 | 3,547 | 4,124 | **4,560** | 436 | 10.57% |
| 170.1510.54100 | Supplies-Office | 1,968 | 1,152 | 1,526 | **1,750** | 224 | 14.68% |
| 170.1510.54110 | Supplies-Postage/Delivery Charge | 5,606 | 7,791 | 9,188 | **9,900** | 712 | 7.75% |

| =ACCOUNT NUM.#= FND-DEPT-ACCNT | FUND SOURCE, COST CENTER (Dept), CATEGORY>(PS,Other) ACCOUNT DESCRIPTION | 2014 ACTUAL EXPENDED | 2015 ACTUAL EXPENDED | 2016 ACTUAL EXPENDED | 2017 APPROVED BUDGET | 2017 $ $ INC/(DEC) 17Req -16Prj | 2017% % INC/(DEC) 17In(Dc)/16Prj |
|---|---|---|---|---|---|---|---|
| | **170 MUNICIPAL INCOME TAX FUND** | | | | | | |
| 170.1510.57000 | Machinery and Equipment | 2,366 | 984 | 899 | 1,300 | 401 | 44.61% |
| 170.1510.59010 | Refunds-Income Tax | 120,484 | 124,914 | 138,739 | 131,130 | -7,609 | -5.48% |
| > | Sub-Total Other | 157,247 | 153,031 | 180,381 | 168,940 | -11,441 | -6.34% |
| ** | Total-1510 Finance/In.Tax Collection | 288,893 | 291,031 | 322,473 | 319,500 | -2,973 | -0.92% |
| | 9900 TRANSFER ACCOUNTS | | | | | | |
| | Other: | | | | | | |
| 170.9900.59410 | TR-TO 100 General Fund-Income Tax | 1,978,159 | 2,093,960 | 2,436,115 | 2,166,270 | -269,845 | -11.08% |
| 170.9900.59510 | TR-TO 220 Recreation Fund-Inc. Tax | 534,722 | 565,331 | 654,608 | 586,520 | -68,088 | -10.40% |
| 170.9900.59610 | TR-TO 400 Capital Imp. Fund-Inc. Tax | 1,212,420 | 1,283,394 | 1,493,104 | 1,327,710 | -165,394 | -11.08% |
| > | Sub-Total Other | 3,725,301 | 3,942,685 | 4,583,827 | 4,080,500 | -503,327 | -10.98% |
| (1) ** | Total-9900 Transfer Accounts | 3,725,301 | 3,942,685 | 4,583,827 | 4,080,500 | -503,327 | -10.98% |
| *** | TOTAL - 170 MUN.INCOME TAX FUND | 4,014,194 | 4,233,716 | 4,906,300 | 4,400,000 | -506,300 | -10.32% |
| | **180 KWH TAX COLLECTION (GF) FUND** | | | | | | |
| | 9800 REIMBURSEMENTS-SHARED EXPENSES | | | | | | |
| | Other: | | | | | | |
| 180.9800.59110 | Reimb.-Shared Expense | 181,691 | 182,481 | 186,895 | 205,500 | 18,605 | 9.95% |
| > | Sub-Total Other | 181,691 | 182,481 | 186,895 | 205,500 | 18,605 | 9.95% |
| ** | Total-9800 Reimb.-Shared Expense | 181,691 | 182,481 | 186,895 | 205,500 | 18,605 | 9.95% |
| | 9900 TRANSFER ACCOUNTS | | | | | | |
| | Other: | | | | | | |
| 180.9900.59400 | TR-TO 100 General Fund | 330,723 | 338,471 | 329,055 | 309,500 | -19,555 | -5.94% |
| > | Sub-Total Other | 330,723 | 338,471 | 329,055 | 309,500 | -19,555 | -5.94% |
| ** | Total-9900 Tranfer Accounts | 330,723 | 338,471 | 329,055 | 309,500 | -19,555 | -5.94% |
| *** | TOTAL - 180 kWH TAX COLL.(GF) FUND | 512,414 | 520,952 | 515,950 | 515,000 | -950 | -0.18% |
| | **195 LAW LIBRARY FUND** | | | | | | |
| | 1800 MUNICIPAL COURT/JUDICIAL | | | | | | |
| | Other: | | | | | | |
| 195.1800.53412 | County-Law Library | 14,562 | 10,811 | 16,505 | 11,000 | -5,505 | -33.35% |
| > | Sub-Total Other | 14,562 | 10,811 | 16,505 | 11,000 | -5,505 | -33.35% |
| ** | Total-1800 Municipal Court/Judicial | 14,562 | 10,811 | 16,505 | 11,000 | -5,505 | -33.35% |
| | 9900 TRANSFER ACCOUNTS | | | | | | |
| | Other: | | | | | | |
| 195.9900.59400 | TR-TO 100 General Fund | 14,563 | 10,812 | 16,505 | 11,000 | -5,505 | -33.35% |
| > | Sub-Total Other | 14,563 | 10,812 | 16,505 | 11,000 | -5,505 | -33.35% |
| ** | Total-9900 Transfer Accounts | 14,563 | 10,812 | 16,505 | 11,000 | -5,505 | -33.35% |
| *** | TOTAL - 195 LAW LIBRARY FUND | 29,125 | 21,623 | 33,010 | 22,000 | -11,010 | -33.35% |

**NOTES: (1) In 2016 Ord.No.050-16 Approves the Net (After Expenses) Income Tax Transfer to 100 GF at 62%, and to the 400 CIP Fund at 38%.**
**2017 Budget requires the 62% transfer to balance the 100 General Fund, Ord.No. 050-16 is set to revert back to 50% on January 1, 2018.**
**City Council sets policy and approves legislation on the allocation of the Net Income Tax. Recreation receives 100% of their Levy.**

| =ACCOUNT NUM.#= FND-DEPT-ACCNT | FUND SOURCE, COST CENTER (Dept), CATEGORY>(PS,Other) ACCOUNT DESCRIPTION | 2014 ACTUAL EXPENDED | 2015 ACTUAL EXPENDED | 2016 ACTUAL EXPENDED | *2017 APPROVED BUDGET* | 2017 $ $ INC/(DEC) 17Req -16Prj | 2017% % INC/(DEC) 17In(Dc)/16Prj |
|---|---|---|---|---|---|---|---|
| | **200 STREET (SCM&R) FUND** | | | | | | |
| | **5100 SERVICE/STREETS MAINT. AND PROP.** | | | | | | |
| | **Personal Services:** | | | | | | |
| 200.5100.51100 | Salary-Non Bargaining | 92,912 | 95,180 | 96,152 | **46,070** | -50,082 | -52.09% |
| 200.5100.51101 | Salary-Non Barg-Overtime | 0 | 34 | 0 | **100** | 100 | 100.00% |
| 200.5100.51200 | Salary-AFSCME (1) | 88,681 | 89,067 | 85,517 | **68,280** | -17,237 | -20.16% |
| 200.5100.51201 | Salary-AFSCME-Overtime | 4,193 | 3,522 | 4,039 | **7,000** | 2,961 | 73.31% |
| 200.5100.51500 | PERS | 34,815 | 32,831 | 27,946 | **23,020** | -4,926 | -17.63% |
| 200.5100.51600 | Worker's Compensation | 1,463 | 4,509 | 3,255 | **4,930** | 1,675 | 51.46% |
| 200.5100.51700 | Medicare-City Share | 3,433 | 3,266 | 2,835 | **2,390** | -445 | -15.70% |
| 200.5100.51710 | Hospitalization Insurance | 16,941 | 22,399 | 30,903 | **30,900** | -3 | -0.01% |
| 200.5100.51750 | Life Insurance | 169 | 169 | 153 | **140** | -13 | -8.50% |
| > | **Sub-Total Personal Services** | **242,607** | **250,977** | **250,800** | **182,830** | **-67,970** | **-27.10%** |
| NOTES: (1) AFSCME Salary is allocated to 200-5110 at $15,000, and 200-5120 at $10,000, all Fringe Benefits are Included in division 200-5100. | | | | | | | |
| | **Other:** | | | | | | |
| 200.5100.52000 | Travel, Training and Education | 1,162 | 1,050 | 1,260 | **2,400** | 1,140 | 90.48% |
| 200.5100.53110 | Utilities-Electric | 5,285 | 3,742 | 3,751 | **7,000** | 3,249 | 86.62% |
| 200.5100.53111 | Utilities-Natural Gas | 1,636 | 1,116 | 728 | **1,500** | 772 | 106.04% |
| 200.5100.53113 | Utilities-Water and Sewer | 202 | 238 | 227 | **500** | 273 | 120.26% |
| 200.5100.53114 | Utilities-Telephone | 1,190 | 1,033 | 948 | **2,310** | 1,362 | 143.67% |
| 200.5100.53250 | Rents and Leases | 0 | 0 | 800 | **1,260** | 460 | 57.50% |
| 200.5100.53300 | Serv.Fees-Professional | 1,262 | 5,140 | 6,340 | **12,000** | 5,660 | 89.27% |
| 200.5100.53510 | Cnt.Maint.-Vehicle | 6,372 | 5,450 | 5,321 | **10,500** | 5,179 | 97.33% |
| 200.5100.53520 | Cnt.Maint.-Equipment | 3,544 | 3,587 | 4,062 | **4,030** | -32 | -0.79% |
| 200.5100.53610 | Cnt.Maint.-Buildings & Structures | 2,956 | 622 | 1,067 | **5,860** | 4,793 | 449.20% |
| 200.5100.53630 | Cnt.Maint.-Road Striping | 0 | 0 | 2,500 | **2,500** | 0 | 0.00% |
| 200.5100.53640 | Cnt.Maint.-Street Sweeping | 0 | 0 | 0 | **0** | 0 | 0.00% |
| 200.5100.53700 | Insurances and Bonding | 7,797 | 8,479 | 8,412 | **9,430** | 1,018 | 12.10% |
| 200.5100.53710 | Insurances-Claims Deductible | 247 | 88 | 0 | **500** | 500 | 100.00% |
| 200.5100.54100 | Supplies-Office | 589 | 654 | 451 | **750** | 299 | 66.30% |
| 200.5100.54110 | Supplies-Postage/Delivery Charge | 0 | 101 | 47 | **250** | 203 | 431.91% |
| 200.5100.54200 | Supplies-Operating Materials | 15,585 | 11,899 | 16,863 | **32,300** | 15,437 | 91.54% |
| 200.5100.54230 | Supplies-Gasoline & Deisel Fuels | 37,970 | 20,547 | 14,767 | **30,250** | 15,483 | 104.85% |
| 200.5100.54250 | Supplies-Signs & Signals | 6,563 | 3,065 | 11,984 | **13,000** | 1,016 | 8.48% |
| 200.5100.54260 | Supplies-Ice & Snow Control | 7,000 | 0 | 0 | **0** | 0 | 0.00% |
| 200.5100.54270 | Supplies-Street Materials | 8,065 | 5,811 | 2,317 | **8,700** | 6,383 | 275.49% |
| 200.5100.54300 | Supplies-Vehicle Parts & Supplies | 244 | 2 | 0 | **0** | 0 | 0.00% |
| 200.5100.54500 | Supplies-Other Equipment | 5,730 | 1,403 | 3,214 | **5,200** | 1,986 | 61.79% |
| 200.5100.54700 | Supplies-Small Tools | 972 | 1,130 | 989 | **2,000** | 1,011 | 102.22% |
| 200.5100.54800 | Supplies-Uniforms | 2,236 | 1,342 | 1,035 | **1,230** | 195 | 18.84% |
| 200.5100.56000 | Miscellaneous Operating Costs | 1,056 | 435 | 320 | **1,210** | 890 | 278.13% |
| 200.5100.57000 | Machinery and Equipment | 0 | 0 | 0 | **100** | 100 | 100.00% |
| 200.5100.59000 | Refunds-Miscellaneous | 60 | 0 | 0 | **100** | 100 | 100.00% |
| 200.5100.59130 | Reimb.-Shared Expense | 19,867 | 23,362 | 31,093 | **20,000** | -11,093 | -35.68% |
| > | **Sub-Total Other** | **137,590** | **100,296** | **118,496** | **174,880** | **56,384** | **47.58%** |
| ** | **Total-5100 Service/Streets** | **380,197** | **351,273** | **369,296** | **357,710** | **-11,586** | **-3.14%** |
| | **5110 SERVICE/ICE AND SNOW REMOVAL** | | | | | | |
| | **Personal Services:** | | | | | | |
| 200.5110.51200 | Salary-AFSCME | 20,196 | 14,435 | 8,203 | **15,000** | 6,797 | 82.86% |
| 200.5110.51201 | Salary-AFSCME-Overtime | 29,121 | 13,577 | 7,430 | **17,000** | 9,570 | 128.80% |
| > | **Sub-Total Personal Services** | **49,317** | **28,012** | **15,633** | **32,000** | **16,367** | **104.70%** |
| | **Other:** | | | | | | |
| 200.5110.52000 | Travel, Training and Education | 443 | 250 | 0 | **500** | 500 | 100.00% |
| 200.5110.53300 | Serv.Fees-Professional | 26,549 | 6,600 | 0 | **18,000** | 18,000 | 100.00% |
| 200.5110.54200 | Supplies-Operating Materials | 168 | 40 | 0 | **100** | 100 | 100.00% |
| 200.5110.54260 | Supplies-Ice & Snow Control | 7,209 | 6,305 | 8,512 | **30,000** | 21,488 | 252.44% |

| =ACCOUNT NUM.#= FND-DEPT-ACCNT | FUND SOURCE, COST CENTER (Dept), CATEGORY>(PS,Other) ACCOUNT DESCRIPTION | 2014 ACTUAL EXPENDED | 2015 ACTUAL EXPENDED | 2016 ACTUAL EXPENDED | 2017 APPROVED BUDGET | 2017 $ $ INC/(DEC) 17Req -16Prj | 2017% % INC/(DEC) 17In(Dc)/16Prj |
|---|---|---|---|---|---|---|---|
| | **200 STREET (SCM&R) FUND** | | | | | | |
| 200.5110.54300 | Supplies-Vehicle Parts & Supplies | 2,353 | 1,026 | 0 | **2,400** | 2,400 | 100.00% |
| 200.5110.54500 | Supplies-Other Equipment | 3,235 | 13,444 | 1,270 | **14,600** | 13,330 | 1049.61% |
| 200.5110.59130 | Reimb.-Shared Expense | 5,866 | 4,524 | 3,463 | **7,000** | 3,537 | 102.14% |
| > | **Sub-Total Other** | **45,823** | **32,189** | **13,245** | **72,600** | **59,355** | **448.13%** |
| ** | **Total-5110 Service/Ice & Snow Rem.** | **95,140** | **60,201** | **28,878** | **104,600** | **75,722** | **262.21%** |
| | 5120 SERVICE/STORM DRAINAGE | | | | | | |
| | Personal Services: | | | | | | |
| 200.5120.51200 | Salary-AFSCME | 7,826 | 17,803 | 5,267 | **10,000** | 4,733 | 89.86% |
| 200.5120.51201 | Salary-AFSCME-Overtime | 170 | 1,104 | 216 | **1,000** | 784 | 362.96% |
| > | **Sub-Total Personal Services** | **7,996** | **18,907** | **5,483** | **11,000** | **5,517** | **100.62%** |
| | Other: | | | | | | |
| 200.5120.53300 | Serv.Fees-Professional | 0 | 0 | 0 | **3,000** | 3,000 | 100.00% |
| 200.5120.54200 | Supplies-Operating Materials | 4,591 | 3,021 | 1,621 | **5,000** | 3,379 | 208.45% |
| 200.5120.59130 | Reimb.-Shared Expense | 53 | 171 | 91 | **500** | 409 | 449.45% |
| > | **Sub-Total Other** | **4,644** | **3,192** | **1,712** | **8,500** | **6,788** | **396.50%** |
| ** | **Total-5120 Service/Storm Drainage** | **12,640** | **22,099** | **7,195** | **19,500** | **12,305** | **171.02%** |
| *** | **TOTAL - 200 STREET (SCMR) FUND** | **487,977** | **433,573** | **405,369** | **481,810** | **76,441** | **18.86%** |
| | **201 STATE HIGHWAY IMP. FUND** | | | | | | |
| | 5100 SERVICE/STREETS MAINT. AND PROP. | | | | | | |
| | Other: | | | | | | |
| 201.5100.53300 | Serv.Fees-Professional | 22,350 | 22,640 | 26,000 | **15,000** | -11,000 | -42.31% |
| 201.5100.54200 | Supplies-Operating Materials | 10,115 | 10,000 | 7,200 | **12,200** | 5,000 | 69.44% |
| 201.5100.54270 | Supplies-Street Materials | 3,200 | 3,140 | 2,004 | **4,000** | 1,996 | 99.60% |
| > | **Sub-Total Other** | **35,665** | **35,780** | **35,204** | **31,200** | **-4,004** | **-11.37%** |
| ** | **Total-5100 Service/Streets** | **35,665** | **35,780** | **35,204** | **31,200** | **-4,004** | **-11.37%** |
| *** | **TOTAL - 201 ST.HIGHWAY IMP.FUND** | **35,665** | **35,780** | **35,204** | **31,200** | **-4,004** | **-11.37%** |
| | **202 MUNICIPAL 50% MV LIC. TAX FUND** | | | | | | |
| | 5100 SERVICE/STREETS MAINT. AND PROP. | | | | | | |
| | Other: | | | | | | |
| 202.5100.53300 | Serv.Fees-Professional | 19,952 | 31,175 | 25,986 | **30,000** | 4,014 | 15.45% |
| > | **Sub-Total Other** | **19,952** | **31,175** | **25,986** | **30,000** | **4,014** | **15.45%** |
| ** | **Total-5100 Service/Streets** | **19,952** | **31,175** | **25,986** | **30,000** | **4,014** | **15.45%** |
| *** | **TOTAL - 202 MUN. 50% MV LT. FUND** | **19,952** | **31,175** | **25,986** | **30,000** | **4,014** | **15.45%** |
| | **203 MUN. 100% MV LIC.TAX FUND** | | | | | | |
| | 5100 SERVICE/STREETS MAINT. AND PROP. | | | | | | |
| | Other: | | | | | | |
| 203.5100.53630 | Cnt.Maint.-Road Striping | 2,487 | 88,128 | 5,000 | **115,000** | 110,000 | 2200.00% |
| 203.5100.54270 | Supplies-Street Materials | 0 | 0 | 0 | **54,000** | 54,000 | 100.00% |
| 203.5100.54300 | Supplies-Vehicle Parts & Supplies | 6,006 | 3,519 | 880 | **15,000** | 14,120 | 1604.55% |
| > | **Sub-Total Other** | **8,493** | **91,647** | **5,880** | **184,000** | **178,120** | **3029.25%** |
| ** | **Total-5100 Service/Streets** | **8,493** | **91,647** | **5,880** | **184,000** | **178,120** | **3029.25%** |

| =ACCOUNT NUM.#= FND-DEPT-ACCNT | FUND SOURCE, COST CENTER (Dept), CATEGORY>(PS,Other) ACCOUNT DESCRIPTION | 2014 ACTUAL EXPENDED | 2015 ACTUAL EXPENDED | 2016 ACTUAL EXPENDED | *2017 APPROVED BUDGET* | 2017 $ $ INC/(DEC) 17Req -16Prj | 2017% % INC/(DEC) 17In(Dc)/16Prj |
|---|---|---|---|---|---|---|---|
| | **203 MUN. 100% MV LIC.TAX FUND** | | | | | | |
| | 9900 TRANSFER ACCOUNTS | | | | | | |
| | Other: | | | | | | |
| 203.9900.59540 | TR-TO 310 SA Bond Ret.Fund | 12,360 | 12,360 | 12,360 | **12,360** | 0 | 0.00% |
| > | **Sub-Total Other** | **12,360** | **12,360** | **12,360** | **12,360** | **0** | **0.00%** |
| ** | **Total-9900 Tranfer Accounts** | **12,360** | **12,360** | **12,360** | **12,360** | **0** | **0.00%** |
| *** | **TOTAL - 203 MUN. 100% MV LT. FUND** | **20,853** | **104,007** | **18,240** | **196,360** | **178,120** | **976.54%** |
| | **204 COUNTY MV LIC. PERM.TAX FUND** | | | | | | |
| | 5100 SERVICE/STREETS MAINT. AND PROP. | | | | | | |
| | Other: | | | | | | |
| 204.5100.54260 | Supplies-Ice & Snow Control | 24,951 | 104,780 | 31,704 | **56,500** | 24,796 | 78.21% |
| 204.5100.54270 | Supplies-Street Materials | 4,000 | 3,697 | 0 | **0** | 0 | 0.00% |
| > | **Sub-Total Other** | **28,951** | **108,477** | **31,704** | **56,500** | **24,796** | **78.21%** |
| ** | **Total-5100 Service/Streets** | **28,951** | **108,477** | **31,704** | **56,500** | **24,796** | **78.21%** |
| *** | **TOTAL - 204 COUNTY MV LPT FUND** | **28,951** | **108,477** | **31,704** | **56,500** | **24,796** | **78.21%** |
| | **210 EMS TRANSPORT SRV.FUND** | | | | | | |
| | 2200 FIRE/SAFETY SERVICES | | | | | | |
| | Other: | | | | | | |
| 210.2200.52000 | Travel, Training and Education | 3,326 | 9,128 | 10,541 | **14,000** | 3,459 | 32.81% |
| 210.2200.53300 | Serv.Fees-Professional | 25,618 | 30,138 | 29,397 | **34,000** | 4,603 | 15.66% |
| 210.2200.53430 | Contracts-Townships EMS Revenues | 52,861 | 39,360 | 48,031 | **50,000** | 1,969 | 4.10% |
| 210.2200.53510 | Cnt.Maint.-Vehicles | 701 | 1,288 | 1,792 | **5,000** | 3,208 | 179.02% |
| 210.2200.53520 | Cnt.Maint.-Equipment | 3,311 | 6,002 | 6,642 | **13,400** | 6,758 | 101.75% |
| 210.2200.54200 | Supplies-Operating Materials | 26,948 | 26,509 | 26,360 | **31,000** | 4,640 | 17.60% |
| 210.2200.54225 | Supplies-EMS Durable Equipment | 1,596 | 99 | 1,819 | **2,500** | 681 | 37.44% |
| 210.2200.54300 | Supplies-Vehicle Parts & Supplies | 2,671 | 2,099 | 2,549 | **4,000** | 1,451 | 56.92% |
| 210.2200.57000 | Machinery and Equipment | 0 | 0 | 2,857 | **4,000** | 1,143 | 40.01% |
| 210.2200.59000 | Refunds-Miscellaneous | 919 | 5,431 | 3,449 | **3,000** | -449 | -13.02% |
| > | **Sub-Total Other** | **117,951** | **120,054** | **133,437** | **160,900** | **27,463** | **20.58%** |
| ** | **Total-2200 Fire/Safety Services** | **117,951** | **120,054** | **133,437** | **160,900** | **27,463** | **20.58%** |
| | 9800 REIMBURSEMENTS-SHARED EXPENSES | | | | | | |
| | Other: | | | | | | |
| 210.9800.59110 | Reimb.-Shared Expense | 210,000 | 229,800 | 114,290 | **295,900** | 181,610 | 158.90% |
| > | **Sub-Total Other** | **210,000** | **229,800** | **114,290** | **295,900** | **181,610** | **158.90%** |
| ** | **Total-9800 Reimb.-Shared Expense** | **210,000** | **229,800** | **114,290** | **295,900** | **181,610** | **158.90%** |
| | 9900 TRANSFER ACCOUNTS | | | | | | |
| | Other: | | | | | | |
| 210.9900.59620 | TR-TO 242 Fire Equipment Fund | 26,000 | 26,000 | 26,000 | **26,000** | 0 | 0.00% |
| > | **Sub-Total Other** | **26,000** | **26,000** | **26,000** | **26,000** | **0** | **0.00%** |
| ** | **Total-9900 Tranfer Accounts** | **26,000** | **26,000** | **26,000** | **26,000** | **0** | **0.00%** |
| *** | **TOTAL - 210 EMS TRANPORT FUND** | **353,951** | **375,854** | **273,727** | **482,800** | **209,073** | **76.38%** |

| =ACCOUNT NUM.#= FND-DEPT-ACCNT | FUND SOURCE, COST CENTER (Dept), CATEGORY>(PS,Other) ACCOUNT DESCRIPTION | 2014 ACTUAL EXPENDED | 2015 ACTUAL EXPENDED | 2016 ACTUAL EXPENDED | *2017 APPROVED BUDGET* | 2017 $ $ INC/(DEC) 17Req -16Prj | 2017% % INC/(DEC) 17In(Dc)/16Prj |
|---|---|---|---|---|---|---|---|
| | **220 RECREATION FUND** | | | | | | |
| | **4100 RECREATION/ADMINISTRATIVE** | | | | | | |
| | **Personal Services:** | | | | | | |
| 220.4100.51100 | Salary-Non Bargaining | 77,502 | 78,981 | 80,112 | **79,460** | -652 | -0.81% |
| 220.4100.51500 | PERS | 10,549 | 10,746 | 10,903 | **11,130** | 227 | 2.08% |
| 220.4100.51600 | Worker's Compensation | 606 | 1,426 | 1,028 | **2,380** | 1,352 | 131.56% |
| 220.4100.51700 | Medicare-City Share | 1,072 | 1,082 | 1,096 | **1,150** | 54 | 4.93% |
| 220.4100.51710 | Hospitalization Insurance | 13,920 | 12,685 | 15,951 | **18,520** | 2,569 | 16.11% |
| 220.4100.51750 | Life Insurance | 65 | 65 | 63 | **70** | 7 | 11.75% |
| (1) > | **Sub-Total Personal Services** | **103,714** | **104,985** | **109,152** | **112,710** | **3,558** | **3.26%** |
| **NOTES: (1) Reimbursement to the 220 Fund from the 100 General Fund include $10,000 for Administration of Cemetery, and $5,500 for labor provided on the Tree Program, both included in 220 Recreation Fund revenue.** | | | | | | | |
| | **Other:** | | | | | | |
| 220.4100.52000 | Travel, Training and Education | 0 | 45 | 0 | **500** | 500 | 100.00% |
| 220.4100.52010 | Memberships and Dues | 150 | 355 | 400 | **500** | 100 | 25.00% |
| 220.4100.53114 | Utilities-Telephone | 720 | 529 | 681 | **750** | 69 | 10.13% |
| 220.4100.53115 | Utilities-Cable Modem | 315 | 262 | 505 | **300** | -205 | -40.59% |
| 220.4100.53300 | Serv.Fees-Professional | 888 | 850 | 938 | **1,250** | 312 | 33.26% |
| 220.4100.54100 | Supplies-Office | 200 | 60 | 250 | **550** | 300 | 120.00% |
| 220.4100.54110 | Supplies-Postage/Delivery Charge | 0 | 0 | 165 | **150** | -15 | -9.09% |
| 220.4100.54200 | Supplies-Operating Materials | 91 | 470 | 216 | **350** | 134 | 62.04% |
| 220.4100.54212 | Supplies-Cedar Point Tickets | 6,277 | 5,558 | 5,635 | **6,000** | 365 | 6.48% |
| 220.4100.54300 | Supplies-Vehicle Parts & Supplies | 0 | 250 | 0 | **300** | 300 | 100.00% |
| 220.4100.56000 | Miscellaneous Operating Costs | 0 | 325 | 250 | **250** | 0 | 0.00% |
| 220.4100.56900 | Undefined Contingencies | 0 | 0 | 0 | **2,000** | 2,000 | 100.00% |
| > | **Sub-Total Other** | **8,641** | **8,704** | **9,040** | **12,900** | **3,860** | **42.70%** |
| ** | **Total-4100 Parks/Administrative** | **112,355** | **113,689** | **118,192** | **125,610** | **7,418** | **6.28%** |
| | **4200 RECREATION/GOLF OPERATING** | | | | | | |
| | **Personal Services:** | | | | | | |
| 220.4200.51100 | Salary-Non Bargaining | 110,404 | 112,828 | 116,921 | **114,570** | -2,351 | -2.01% |
| 220.4200.51191 | Salary-Seasonal-Overtime | 0 | 0 | 0 | **100** | 100 | 100.00% |
| 220.4200.51500 | PERS | 15,428 | 15,797 | 16,124 | **16,050** | -74 | -0.46% |
| 220.4200.51600 | Worker's Compensation | 948 | 2,099 | 1,605 | **3,450** | 1,845 | 114.95% |
| 220.4200.51700 | Medicare-City Share | 1,563 | 1,602 | 1,640 | **1,660** | 20 | 1.22% |
| 220.4200.51710 | Hospitalization Insurance | 11,527 | 13,134 | 10,431 | **12,350** | 1,919 | 18.40% |
| 220.4200.51750 | Life Insurance | 65 | 65 | 63 | **70** | 7 | 11.11% |
| > | **Sub-Total Personal Services** | **139,935** | **145,525** | **146,784** | **148,250** | **1,466** | **1.00%** |
| | **Other:** | | | | | | |
| 220.4200.52000 | Travel, Training and Education | 230 | 70 | 310 | **250** | -60 | -19.35% |
| 220.4200.52010 | Memberships and Dues | 87 | 75 | 250 | **250** | 0 | 0.00% |
| 220.4200.53110 | Utilities-Electric | 3,806 | 4,612 | 6,265 | **5,500** | -765 | -12.21% |
| 220.4200.53113 | Utilities-Water and Sewer | 852 | 647 | 349 | **1,000** | 651 | 186.53% |
| 220.4200.53114 | Utilities-Telephone | 1,817 | 1,910 | 1,896 | **1,600** | -296 | -15.61% |
| 220.4200.53300 | Serv.Fees-Professional | 1,150 | 1,568 | 1,474 | **1,500** | 26 | 1.76% |
| 220.4200.53510 | Cnt.Maint.-Vehicles | 520 | 640 | 1,128 | **600** | -528 | -46.81% |
| 220.4200.53520 | Cnt.Maint.-Equipment | 1,372 | 1,427 | 1,116 | **2,300** | 1,184 | 106.09% |
| 220.4200.53600 | Cnt.Maint.-Properties | 110 | 500 | 500 | **500** | 0 | 0.00% |
| 220.4200.53700 | Insurances and Bonding | 521 | 567 | 562 | **600** | 38 | 6.76% |
| 220.4200.53800 | Printing, Forms and Photos | 0 | 181 | 149 | **350** | 201 | 134.90% |
| 220.4200.53900 | Bank Servicing Charges-Credit Cards | 1,568 | 1,445 | 1,708 | **1,700** | -8 | -0.47% |
| 220.4200.54200 | Supplies-Operating Materials | 11,816 | 18,755 | 16,263 | **17,500** | 1,237 | 7.61% |
| 220.4200.54210 | Supplies-Concessions | 11,678 | 8,247 | 10,480 | **13,000** | 2,520 | 24.05% |
| 220.4200.54211 | Supplies-Golf | 2,841 | 3,099 | 3,448 | **3,500** | 52 | 1.51% |
| 220.4200.54215 | Supplies-Concessions-Beer | 4,973 | 2,929 | 4,757 | **5,200** | 443 | 9.31% |
| 220.4200.54230 | Supplies-Gasoline & Deisel Fuels | 9,973 | 5,260 | 4,955 | **9,000** | 4,045 | 81.63% |
| 220.4200.54240 | Supplies-Chemicals | 15,365 | 18,211 | 16,753 | **19,000** | 2,247 | 13.41% |
| 220.4200.54300 | Supplies-Vehicle Parts & Supplies | 2,169 | 2,639 | 2,364 | **2,400** | 36 | 1.52% |
| 220.4200.54500 | Supplies-Other Equipment | 795 | 2,462 | 0 | **3,000** | 3,000 | 100.00% |
| 220.4200.57000 | Machinery and Equipment | 0 | 0 | 2,179 | **0** | -2,179 | -100.00% |

| =ACCOUNT NUM.#= FND-DEPT-ACCNT | FUND SOURCE, COST CENTER (Dept), CATEGORY>(PS,Other) ACCOUNT DESCRIPTION | 2014 ACTUAL EXPENDED | 2015 ACTUAL EXPENDED | 2016 ACTUAL EXPENDED | 2017 APPROVED BUDGET | 2017 $ $ INC/(DEC) 17Req -16Prj | 2017% % INC/(DEC) 17In(Dc)/16Prj |
|---|---|---|---|---|---|---|---|
| | **220 RECREATION FUND** | | | | | | |
| 220.4200.59000 | Refunds-Miscellaneous | 280 | 0 | 290 | **600** | 310 | 106.90% |
| 220.4200.59130 | Reimb.-Shared Expense | 0 | 0 | 0 | | 0 | 0.00% |
| > | **Sub-Total Other** | **71,923** | **75,244** | **77,196** | **89,350** | **12,154** | **15.74%** |
| ** | **Total-4200 Recreation/Golf Operating** | **211,858** | **220,769** | **223,980** | **237,600** | **13,620** | **6.08%** |
| | **4300 RECREATION/POOL OPERATING** | | | | | | |
| | **Personal Services:** | | | | | | |
| 220.4300.51190 | Salary-Seasonal | 35,600 | 38,944 | 40,062 | **40,000** | -62 | -0.15% |
| 220.4300.51500 | PERS | 4,972 | 5,451 | 5,603 | **5,600** | -3 | -0.05% |
| 220.4300.51600 | Worker's Compensation | 219 | 687 | 536 | **1,200** | 664 | 123.88% |
| 220.4300.51700 | Medicare-City Share | 516 | 565 | 581 | **580** | -1 | -0.17% |
| > | **Sub-Total Personal Services** | **41,307** | **45,647** | **46,782** | **47,380** | **598** | **1.28%** |
| | **Other:** | | | | | | |
| 220.4300.52000 | Travel, Training and Education | 124 | 70 | 0 | **450** | 450 | 100.00% |
| 220.4300.53110 | Utilities-Electric | 8,177 | 7,865 | 7,765 | **8,000** | 235 | 3.03% |
| 220.4300.53111 | Utilities-Natural Gas | 5,735 | 5,099 | 2,412 | **5,000** | 2,588 | 107.30% |
| 220.4300.53113 | Utilities-Water and Sewer | 10,168 | 15,487 | 11,815 | **12,000** | 185 | 1.57% |
| 220.4300.53114 | Utilities-Telephone | 434 | 372 | 342 | **500** | 158 | 46.20% |
| 220.4300.53300 | Serv.Fees-Professional | 810 | 1,000 | 1,000 | **1,000** | 0 | 0.00% |
| 220.4300.53520 | Cnt.Maint.-Equipment | 0 | 495 | 0 | **400** | 400 | 100.00% |
| 220.4300.53610 | Cnt.Maint.-Buildings & Structures | 647 | 650 | 638 | **650** | 12 | 1.88% |
| 220.4300.53700 | Insurances and Bonding | 1,034 | 1,067 | 1,059 | **1,190** | 131 | 12.37% |
| 220.4300.54200 | Supplies-Operating Materials | 6,271 | 6,510 | 6,421 | **6,500** | 79 | 1.23% |
| 220.4300.54240 | Supplies-Chemicals | 13,424 | 18,827 | 20,250 | **19,500** | -750 | -3.70% |
| 220.4300.57000 | Machinery and Equipment | 0 | 1,500 | 8,107 | **0** | -8,107 | -100.00% |
| 220.4300.59000 | Refunds-Miscellaneous | 0 | 0 | 0 | **150** | 150 | 100.00% |
| > | **Sub-Total Other** | **46,824** | **58,942** | **59,809** | **55,340** | **-4,469** | **-7.47%** |
| ** | **Total-4300 Recreation/Pool Operating** | **88,131** | **104,589** | **106,591** | **102,720** | **-3,871** | **-3.63%** |
| | **4400 RECREATION/PARKS & PROGRAMS** | | | | | | |
| | **Personal Services:** | | | | | | |
| 220.4400.51190 | Salary-Seasonal | 25,020 | 26,620 | 31,950 | **28,000** | -3,950 | -12.36% |
| 220.4400.51191 | Salary-Seasonal-Overtime | 0 | 0 | 0 | **500** | 500 | 100.00% |
| 220.4400.51200 | Salary-AFSCME | 116,171 | 126,685 | 127,013 | **128,920** | 1,907 | 1.50% |
| 220.4400.51201 | Salary-AFSCME-Overtime | 13,084 | 12,008 | 11,536 | **12,000** | 464 | 4.02% |
| 220.4400.51500 | PERS | 21,670 | 23,239 | 23,986 | **23,720** | -266 | -1.11% |
| 220.4400.51600 | Worker's Compensation | 1,219 | 2,733 | 1,648 | **5,090** | 3,442 | 208.86% |
| 220.4400.51700 | Medicare-City Share | 2,198 | 2,311 | 2,400 | **2,470** | 70 | 2.92% |
| 220.4400.51710 | Hospitalization Insurance | 27,243 | 40,828 | 35,813 | **40,740** | 4,927 | 13.76% |
| 220.4400.51750 | Life Insurance | 101 | 130 | 126 | **150** | 24 | 19.05% |
| > | **Sub-Total Personal Services** | **206,706** | **234,554** | **234,472** | **241,590** | **7,118** | **3.04%** |
| | **Other:** | | | | | | |
| 220.4400.52000 | Travel, Training and Education | 300 | 312 | 285 | **300** | 15 | 5.26% |
| 220.4400.53110 | Utilities-Electric | 12,032 | 14,850 | 16,214 | **16,500** | 286 | 1.76% |
| 220.4400.53111 | Utilities-Natural Gas | 3,234 | 2,367 | 1,675 | **3,200** | 1,525 | 91.04% |
| 220.4400.53113 | Utilities-Water and Sewer | 2,192 | 2,568 | 2,480 | **2,600** | 120 | 4.84% |
| 220.4400.53114 | Utilities-Telephone | 2,561 | 2,416 | 1,253 | **3,000** | 1,747 | 139.43% |
| 220.4400.53300 | Serv.Fees-Professional | 913 | 1,459 | 1,510 | **2,000** | 490 | 32.45% |
| 220.4400.53400 | Contract Services | 760 | 2,000 | 465 | **2,000** | 1,535 | 330.11% |
| 220.4400.53450 | Contracts-Referees and Umpires | 4,779 | 5,579 | 4,896 | **8,000** | 3,104 | 63.40% |
| 220.4400.53451 | Contracts-Instructors and Lifeguards | 4,700 | 4,700 | 4,700 | **5,200** | 500 | 10.64% |
| 220.4400.53510 | Cnt.Maint.-Vehicles | 1,260 | 1,760 | 972 | **1,500** | 528 | 54.32% |
| 220.4400.53520 | Cnt.Maint.-Equipment | 640 | 10,479 | 1,755 | **2,000** | 245 | 13.96% |
| 220.4400.53700 | Insurances and Bonding | 1,858 | 2,021 | 2,004 | **2,140** | 136 | 6.79% |
| 220.4400.53900 | Bank Servicing Charges | 779 | 527 | 637 | **750** | 113 | 17.74% |
| 220.4400.54200 | Supplies-Operating Materials | 53,640 | 52,152 | 62,062 | **65,500** | 3,438 | 5.54% |
| 220.4400.54230 | Supplies-Gasoline & Deisel Fuels | 16,335 | 11,022 | 8,885 | **14,500** | 5,615 | 63.20% |

| =ACCOUNT NUM.#= FND-DEPT-ACCNT | FUND SOURCE, COST CENTER (Dept), CATEGORY>(PS,Other) ACCOUNT DESCRIPTION | 2014 ACTUAL EXPENDED | 2015 ACTUAL EXPENDED | 2016 ACTUAL EXPENDED | 2017 APPROVED BUDGET | 2017 $ $ INC/(DEC) 17Req -16Prj | 2017% % INC/(DEC) 17In(Dc)/16Prj |
|---|---|---|---|---|---|---|---|
| | **220 RECREATION FUND** | | | | | | |
| 220.4400.54240 | Supplies-Chemicals | 0 | 775 | 750 | 1,500 | 750 | 100.00% |
| 220.4400.54300 | Supplies-Vehicle Parts & Supplies | 1,633 | 1,872 | 1,089 | 1,500 | 411 | 37.74% |
| 220.4400.54500 | Supplies-Other Equipment | 3,324 | 2,797 | 1,497 | 2,500 | 1,003 | 67.00% |
| 220.4400.57000 | Machinery and Equipment | 0 | 13,000 | 10,503 | 46,000 | 35,497 | 337.97% |
| 220.4400.57200 | Buildings & Improvements | 0 | 5,889 | 16,734 | 25,500 | 8,766 | 52.38% |
| 220.4400.59000 | Refunds-Miscellaneous | 12,060 | 11,013 | 11,017 | 11,800 | 783 | 7.11% |
| > | **Sub-Total Other** | **123,000** | **149,558** | **151,383** | **217,990** | **66,607** | **44.00%** |
| ** | **Total-4400 Recreation/Programs** | **329,706** | **384,112** | **385,855** | **459,580** | **73,725** | **19.11%** |
| *** | **TOTAL - 220 RECREATION FUND** | **742,050** | **823,159** | **834,618** | **925,510** | **90,892** | **10.89%** |
| | **227 NAPOLEON CEMETERY FUND** | | | | | | |
| | 4700 CEMETERY/GROUNDS | | | | | | |
| | Other: | | | | | | |
| 227.4700.54200 | Supplies-Operating Materials | 4,888 | 5,087 | 5,195 | 6,000 | 805 | 15.50% |
| > | **Sub-Total Other** | **4,888** | **5,087** | **5,195** | **6,000** | **805** | **15.50%** |
| ** | **Total-4700 Cemetery/Grounds** | **4,888** | **5,087** | **5,195** | **6,000** | **805** | **15.50%** |
| *** | **TOTAL - 227 NAP.CEMETERY TRUST FD.** | **4,888** | **5,087** | **5,195** | **6,000** | **805** | **15.50%** |
| (1,2,3,4) | **231 ED DOWNTOWN REVITALIZATION GRANT FUND** | | | | | | |
| | 3510 ED DOWNTOWN REVITALIZATION | | | | | | |
| | Other: | | | | | | |
| 231.3510.53300 | Serv.Fees-Professional-Grant Funds | 184,077 | 0 | 0 | 0 | 0 | 0.00% |
| 231.3510.53495 | Cnt-Grant Serv.-Napoleon Alive | 7,366 | 0 | 0 | 0 | 0 | 0.00% |
| > | **Sub-Total Other** | **191,443** | **0** | **0** | **0** | **0** | **0.00%** |
| ** | **Total-3510 ED Downtown Revit.Grt.Fnd.** | **191,443** | **0** | **0** | **0** | **0** | **0.00%** |
| *** | **TOTAL - 231 ED DWNTWN.REV.GRT.FUND** | **191,443** | **0** | **0** | **0** | **0** | **0.00%** |
| | **240 HOTEL/MOTEL TAX FUND** | | | | | | |
| | 3800 TRAVEL AND TOURISM (3%) | | | | | | |
| | Other: | | | | | | |
| 240.3800.53320 | Serv.Fees-Tourist Bureau | 51,064 | 53,634 | 44,169 | 42,000 | -2,169 | -4.91% |
| > | **Sub-Total Other** | **51,064** | **53,634** | **44,169** | **42,000** | **-2,169** | **-4.91%** |
| ** | **Total-3800 Travel and Tourism** | **51,064** | **53,634** | **44,169** | **42,000** | **-2,169** | **-4.91%** |
| | 9900 TANSFER ACCOUNTS | | | | | | |
| | Other: | | | | | | |
| 240.9900.59400 | TR-TO 100 General Fund | 51,063 | 53,634 | 44,168 | 42,000 | -2,168 | -4.91% |
| > | **Sub-Total Other** | **51,063** | **53,634** | **44,168** | **42,000** | **-2,168** | **-4.91%** |
| ** | **Total-9900 Transfer Accounts** | **51,063** | **53,634** | **44,168** | **42,000** | **-2,168** | **-4.91%** |
| *** | **TOTAL - 240 HOTEL/MOTEL TAX FUND** | **102,127** | **107,268** | **88,337** | **84,000** | **-4,337** | **-4.91%** |

**NOTES: (1) New Fund in 2008 for Engineering Grant ($30,000 = Local $15,000, Grant $15,000) for Downtown Revitalization, $3,000 posting fell into 2009.**

**(2) Downtown Revitilazation Gr., Tier 1, Approved in 2010 at $400,000, expensed in 2010 and 2011.**

**(3) Downtown Revitilazation Gr. Tier 2, Approved in 2012 at $400,000, expensed in 2012 and 2013, net carry over appropriation into 2014.**

**(4) Downtown Revitilazation County Funds of $75,000 allocated first Grant, and $110,000 for second Grant as share on eligible projects.**

| =ACCOUNT NUM.#= FND-DEPT-ACCNT | FUND SOURCE, COST CENTER (Dept), CATEGORY>(PS,Other) ACCOUNT DESCRIPTION | 2014 ACTUAL EXPENDED | 2015 ACTUAL EXPENDED | 2016 ACTUAL EXPENDED | 2017 APPROVED BUDGET | 2017 $ $ INC/(DEC) 17Req -16Prj | 2017% % INC/(DEC) 17In(Dc)/16Prj |
|---|---|---|---|---|---|---|---|
| | **242 FIRE EQUIPMENT FUND** | | | | | | |
| | 2200 FIRE/SAFETY SERVICES | | | | | | |
| | Other: | | | | | | |
| 242.2200.57000 | Machinery and Equipment | 343,279 | 146,500 | 10,041 | **184,000** | 173,959 | 1732.49% |
| 242.2200.57200 | Buildings & Improvements | 0 | 0 | 0 | **0** | 0 | 0.00% |
| 242.2200.59000 | Refunds-Miscellaneous | 0 | 4,087 | 0 | **0** | 0 | 0.00% |
| > | **Sub-Total Other** | **343,279** | **150,587** | **10,041** | **184,000** | **173,959** | **1732.49%** |
| ** | **Total-2200 Fire/Safety Services** | **343,279** | **150,587** | **10,041** | **184,000** | **173,959** | **1732.49%** |
| *** | **TOTAL - 242 FIRE EQUIPMENT FUND** | **343,279** | **150,587** | **10,041** | **184,000** | **173,959** | **1732.49%** |
| | **243 REFUND-FIRE LOSS FUND** | | | | | | |
| | 1900 Miscellaneous/Other | | | | | | |
| | Other: | | | | | | |
| 243.1900.59030 | Refunds-Fire Loss Claims | 0 | 0 | 0 | **20,000** | 20,000 | 100.00% |
| > | **Sub-Total Other** | **0** | **0** | **0** | **20,000** | **20,000** | **100.00%** |
| ** | **Total-1900 Miscellaneous/Other** | **0** | **0** | **0** | **20,000** | **20,000** | **100.00%** |
| *** | **TOTAL - 243 REFUND-FIRE LOSS FUND** | **0** | **0** | **0** | **20,000** | **20,000** | **100.00%** |
| | **261 CDBG PROGRAM INCOME FUND** | | | | | | |
| | 3300 CDBG, CHIS & CHIP DEV.GRANTS | | | | | | |
| | Other: | | | | | | |
| 261.3300.53490 | Contracts-Grant Services MVPLN | 0 | 64 | 41,275 | **10,490** | -30,785 | -74.59% |
| > | **Sub-Total Other** | **0** | **64** | **41,275** | **10,490** | **-30,785** | **-74.59%** |
| ** | **Total-3300 CDBG, CHIS & CHIP DEV.** | **0** | **64** | **41,275** | **10,490** | **-30,785** | **-74.59%** |
| *** | **TOTAL - 261 CDBG PROGRAM INCOME FUND** | **0** | **64** | **41,275** | **10,490** | **-30,785** | **-74.59%** |
| | **270 INDIGENT DRIVERS AL. FUND** | | | | | | |
| | 1800 MUNICIPAL COURT/JUDICIAL | | | | | | |
| | Other: | | | | | | |
| 270.1800.53441 | Contracts-Enforcement and Education | 10,256 | 1,418 | 2,500 | **25,000** | 22,500 | 900.00% |
| > | **Sub-Total Other** | **10,256** | **1,418** | **2,500** | **25,000** | **22,500** | **900.00%** |
| ** | **Total-1800 Municiapl Court/Judicial** | **10,256** | **1,418** | **2,500** | **25,000** | **22,500** | **900.00%** |
| *** | **TOTAL - 270 INDIGENT DRIVER.AL.FUND** | **10,256** | **1,418** | **2,500** | **25,000** | **22,500** | **900.00%** |
| | **271 LAW ENF. & EDUC. FUND** | | | | | | |
| | 2100 POLICE/SAFETY SERVICES | | | | | | |
| | Personal Services: | | | | | | |
| 271.2100.51131 | Salary-Police Command-Overtime | 0 | 0 | 0 | **1,000** | 1,000 | 100.00% |
| 271.2100.51301 | Salary-Patrol Officers-Overtime | 0 | 229 | 0 | **2,000** | 2,000 | 100.00% |
| > | **Sub-Total Personal Services** | **0** | **229** | **0** | **3,000** | **3,000** | **100.00%** |

| =ACCOUNT NUM.#= FND-DEPT-ACCNT | FUND SOURCE, COST CENTER (Dept), CATEGORY>(PS,Other) ACCOUNT DESCRIPTION | 2014 ACTUAL EXPENDED | 2015 ACTUAL EXPENDED | 2016 ACTUAL EXPENDED | *2017 APPROVED BUDGET* | 2017 $ $ INC/(DEC) 17Req -16Prj | 2017% % INC/(DEC) 17In(Dc)/16Prj |
|---|---|---|---|---|---|---|---|
| | **271 LAW ENF. & EDUC. FUND** | | | | | | |
| | Other: | | | | | | |
| 271.2100.53441 | Contracts-Enforcement and Education | 202 | 395 | 595 | **900** | 305 | 51.26% |
| 271.2100.57000 | Machinery and Equipment | 414 | 0 | 535 | **500** | -35 | -6.54% |
| > | **Sub-Total Other** | **616** | **395** | **1,130** | **1,400** | **270** | **23.89%** |
| ** | **Total-2100 Police/Safety Services** | **616** | **624** | **1,130** | **4,400** | **3,270** | **289.38%** |
| *** | **TOTAL - 271 LAW ENF. & EDUC. FUND** | **616** | **624** | **1,130** | **4,400** | **3,270** | **289.38%** |
| | **272 COURT COMPUTERIZATION FUND** | | | | | | |
| | 1800 MUNICIPAL COURT/JUDICIAL | | | | | | |
| | Other: | | | | | | |
| 272.1800.53540 | Cnt.Maint.-Computers | 45 | 88 | 181 | **36,620** | 36,439 | 20132.04% |
| 272.1800.57000 | Machinery and Equipment | 0 | 22,122 | 0 | **3,600** | 3,600 | 100.00% |
| > | **Sub-Total Other** | **45** | **22,210** | **181** | **40,220** | **40,039** | **22120.99%** |
| ** | **Total-1800 Municiapl Court/Judicial** | **45** | **22,210** | **181** | **40,220** | **40,039** | **22120.99%** |
| | 9800 REIMBURSEMENTS-SHARED EXPENSES | | | | | | |
| | Other: | | | | | | |
| 272.9800.59110 | Reimb.-Shared Expense (1) | 10,000 | 10,000 | 10,000 | **10,000** | 0 | 0.00% |
| > | **Sub-Total Other** | **10,000** | **10,000** | **10,000** | **10,000** | **0** | **0.00%** |
| ** | **Total-9800 Reimb.-Shared Expense** | **10,000** | **10,000** | **10,000** | **10,000** | **0** | **0.00%** |
| *** | **TOTAL - 272 CT. COMPUTER. FUND** | **10,045** | **32,210** | **10,181** | **50,220** | **40,039** | **393.27%** |

**NOTES: (1) Reimbursement for MIS Personnel at $10,000 providing MIS Services to Court.**

| | | | | | | | |
|---|---|---|---|---|---|---|---|
| | **273 LAW ENFORCEMENT TRUST FUND** | | | | | | |
| | 2100 POLICE/SAFETY SERVICES | | | | | | |
| | Other: | | | | | | |
| 273.2100.56000 | Miscellaneous Operating Costs | 0 | 0 | 0 | **500** | 500 | 100.00% |
| 273.2100.57000 | Machinery and Equipment | 230 | 459 | 0 | **500** | 500 | 100.00% |
| > | **Sub-Total Other** | **230** | **459** | **0** | **1,000** | **1,000** | **100.00%** |
| ** | **Total-2100 Police/Safety Services** | **230** | **459** | **0** | **1,000** | **1,000** | **100.00%** |
| *** | **TOTAL - 273 LAW ENFORCEMENT TRUST FUND** | **230** | **459** | **0** | **1,000** | **1,000** | **100.00%** |
| | **274 MANDATORY DRUG FINE FUND** | | | | | | |
| | 2100 POLICE/SAFETY SERVICES | | | | | | |
| | Personal Services: | | | | | | |
| 274.2100.51131 | Salary-Police Command-Overtime | 0 | 0 | 0 | **1,000** | 1,000 | 100.00% |
| 274.2100.51301 | Salary-Patrol Officers-Overtime | 0 | 212 | 0 | **2,000** | 2,000 | 100.00% |
| > | **Sub-Total Personal Services** | **0** | **212** | **0** | **3,000** | **3,000** | **100.00%** |

| =ACCOUNT NUM.#= FND-DEPT-ACCNT | FUND SOURCE, COST CENTER (Dept), CATEGORY>(PS,Other) ACCOUNT DESCRIPTION | 2014 ACTUAL EXPENDED | 2015 ACTUAL EXPENDED | 2016 ACTUAL EXPENDED | *2017 APPROVED BUDGET* | 2017 $ $ INC/(DEC) 17Req -16Prj | 2017% % INC/(DEC) 17In(Dc)/16Prj |
|---|---|---|---|---|---|---|---|
| | **274 MANDATORY DRUG FINE FUND** | | | | | | |
| | Other: | | | | | | |
| 274.2100.56000 | Miscellaneous Operating Costs | 477 | 262 | 647 | **500** | -147 | -22.72% |
| 274.2100.57000 | Machinery and Equipment | 0 | 0 | 4,911 | **0** | -4,911 | -100.00% |
| > | **Sub-Total Other** | **477** | **262** | **5,558** | **500** | **-5,058** | **-91.00%** |
| ** | **Total-2100 Police/Safety Services** | **477** | **474** | **5,558** | **3,500** | **-2,058** | **-37.03%** |
| *** | **TOTAL - 274 MANDATORY DRUG FINE FUND** | **477** | **474** | **5,558** | **3,500** | **-2,058** | **-37.03%** |
| | **275 MUNICIPAL PROBATION SERVICE FUND** | | | | | | |
| | 1810 MUNICIPAL COURT/PROBATION DEPARTMENT | | | | | | |
| | Personal Services: | | | | | | |
| 275.1810.51710 | Hospitalization Insurance (1) | 2,390 | 5,305 | 3,145 | **5,770** | 2,625 | 83.47% |
| > | **Sub-Total Personal Services** | **2,390** | **5,305** | **3,145** | **5,770** | **2,625** | **83.47%** |
| | Other: | | | | | | |
| 275.1810.52000 | Travel, Training and Education (2) | 0 | 0 | 0 | **500** | 500 | 100.00% |
| 275.1810.53300 | Serv.Fees-Professional (2) | 9,325 | 9,442 | 7,219 | **9,700** | 2,481 | 34.37% |
| 275.1810.56000 | Miscellaneous Operating Costs | 419 | 419 | 360 | **500** | 140 | 38.89% |
| > | **Sub-Total Other** | **9,744** | **9,861** | **7,579** | **10,700** | **3,121** | **41.18%** |
| ** | **Total-1810 Municiapl Court/Probation Dep** | **9,744** | **9,861** | **7,579** | **10,700** | **3,121** | **41.18%** |
| *** | **TOTAL - 275 MUNICIPAL PROB.SERV. FUND** | **12,134** | **15,166** | **10,724** | **16,470** | **5,746** | **53.58%** |

**NOTES: (1) Amount listed is Net Cost from the 277 Prob. Off.Grant Fund to keep 277 Fund within Approved Grant Funding; covers the net direct cost of Hospitalization for the Probation Officer.**

**(2) Amount listed is Net Cost from the 277 Prob.Off.Grant Fund to keep 277 Fund within Approved Grant Funding; covers direct cost of Travel and Training; and cost of Contracted Secretarial Services with CCNO.**

| | | | | | | | |
|---|---|---|---|---|---|---|---|
| | **276 LAW ENFORCEMENT BLOCK GRANT FUND** | | | | | | |
| | 2100 POLICE/SAFETY SERVICES | | | | | | |
| | Other: | | | | | | |
| 276.2100.52000 | Travel, Training and Education | 0 | 0 | 0 | | 0 | 0.00% |
| 276.2100.57000 | Machinery and Equipment | 7,990 | 0 | 0 | **0** | 0 | 0.00% |
| 276.2100.59000 | Refunds-Miscellaneous | 0 | 0 | 0 | | 0 | 0.00% |
| > | **Sub-Total Other** | **7,990** | **0** | **0** | **0** | **0** | **0.00%** |
| ** | **Total-2100 Police/Safety Services** | **7,990** | **0** | **0** | **0** | **0** | **0.00%** |
| | 9800 REIMBURSEMENTS-SHARED EXPENSES | | | | | | |
| | Other: | | | | | | |
| 100.9800.59110 | Reimb.-Shared Expense | 0 | 0 | 15,283 | **0** | -15,283 | -100.00% |
| > | **Sub-Total Other** | **0** | **0** | **15,283** | **0** | **-15,283** | **-100.00%** |
| ** | **Total-9800 Reimb.-Shared Expense** | **0** | **0** | **15,283** | **0** | **-15,283** | **-100.00%** |
| *** | **TOTAL - 276 LAW ENFMNT.BLOCK GRANT FUNI** | **7,990** | **0** | **15,283** | **0** | **-15,283** | **-100.00%** |

| =ACCOUNT NUM.#= FND-DEPT-ACCNT | FUND SOURCE, COST CENTER (Dept), CATEGORY>(PS,Other) ACCOUNT DESCRIPTION | 2014 ACTUAL EXPENDED | 2015 ACTUAL EXPENDED | 2016 ACTUAL EXPENDED | 2017 APPROVED BUDGET | 2017 $ $ INC/(DEC) 17Req -16Prj | 2017% % INC/(DEC) 17In(Dc)/16Prj |
|---|---|---|---|---|---|---|---|
| (1) | **277 PROBATION OFFICER GRANT FUND** | | | | | | |
| | 1810 MUNICIPAL COURT/PROBATION DEPARTMENT (Combinded Fiscal Year Summary) | | | | | | |
| | Personal Services: | | | | | | |
| 277.1810.51100 | Salary-Non Bargaining | 34,091 | 34,772 | 35,430 | **36,000** | 570 | 1.61% |
| 277.1810.51500 | PERS | 4,766 | 4,861 | 4,955 | **5,040** | 85 | 1.72% |
| 277.1810.51600 | Worker's Compensation | 674 | 694 | 465 | **1,080** | 615 | 132.26% |
| 277.1810.51700 | Medicare-City Share | 465 | 479 | 490 | **520** | 30 | 6.12% |
| 277.1810.51710 | Hospitalization Insurance (2) | 9,229 | 8,420 | 7,887 | **6,580** | -1,307 | -16.57% |
| 277.1810.51750 | Life Insurance | 65 | 64 | 63 | **70** | 7 | 11.11% |
| > | **Sub-Total Personal Services** | **49,290** | **49,290** | **49,290** | **49,290** | **0** | **0.00%** |
| | Other: | | | | | | |
| 277.1810.52000 | Travel, Training and Education | 0 | 0 | 801 | **0** | -801 | -100.00% |
| 277.1810.56000 | Miscellaneous Operating Costs | 0 | 0 | 500 | **0** | -500 | -100.00% |
| > | **Sub-Total Other** | **0** | **0** | **1,301** | **0** | **-1,301** | **-100.00%** |
| ** | **Total-1810 Municipal Court/Probation Dep** | **49,290** | **49,290** | **50,591** | **49,290** | **-1,301** | **-2.57%** |
| *** | **TOTAL - 277 PROBATION OFFICER GRT.FUND** | **49,290** | **49,290** | **50,591** | **49,290** | **-1,301** | **-2.57%** |

**NOTES: (1) Budgeted Amount is allocated over two (2) State Fiscal Years, All Years consolidated here to show Totals Only.**
**(Accounts for State Fiscal Years 2017 & 2018 are Combined into One Total.)**
**Probation Officer Grant currently funded through 06/30/2017.**
**Amounts listed assume Grant Renewal for 2017-2018 State Fiscal Year at same levels.**
**(2) Amounts REDUCED in Personal Services and Professional Services to stay within Approved Grant Funding.**
**See 275 Mun.Probation Officer Service Fund for funding differences of the Probation Officer Program.**

| | | | | | | | |
|---|---|---|---|---|---|---|---|
| | **278 COURT SPECIAL PROJECTS FUND** | | | | | | |
| | 1800 MUNICIPAL COURT/JUDICIAL | | | | | | |
| | Other: | | | | | | |
| 278.1800.57000 | Machinery and Equipment | 0 | 0 | 0 | **0** | 0 | 0.00% |
| 278.1800.57200 | Buildings & Improvements | 0 | 0 | 0 | **0** | 0 | 0.00% |
| 278.1800.58000 | Principal Payment-Bonds-GO | 45,000 | 45,000 | 45,000 | **50,000** | 5,000 | 11.11% |
| 278.1800.58500 | Interest Payment-Bonds-GO | 22,750 | 21,850 | 20,725 | **19,380** | -1,345 | -6.49% |
| > | **Sub-Total Other** | **67,750** | **66,850** | **65,725** | **69,380** | **3,655** | **5.56%** |
| ** | **Total-1800 Municiapl Court/Judicial** | **67,750** | **66,850** | **65,725** | **69,380** | **3,655** | **5.56%** |
| *** | **TOTAL - 278 COURT SPECIAL PROJECTS FUND** | **67,750** | **66,850** | **65,725** | **69,380** | **3,655** | **5.56%** |
| | **279 HANDICAP PARKING FINE FUND** | | | | | | |
| | 1800 MUNICIPAL COURT/JUDICIAL | | | | | | |
| | Other: | | | | | | |
| 279.1800.56000 | Miscellaneous Operating Costs | 0 | 0 | 0 | **1,100** | 1,100 | 100.00% |
| > | **Sub-Total Other** | **0** | **0** | **0** | **1,100** | **1,100** | **100.00%** |
| ** | **Total-1800 Municiapl Court/Judicial** | **0** | **0** | **0** | **1,100** | **1,100** | **100.00%** |
| *** | **TOTAL - 279 HANDICAP PARKING FINE FD.** | **0** | **0** | **0** | **1,100** | **1,100** | **100.00%** |
| | **280 CERTIFIED POLICE TRAINING FUND** | | | | | | |
| | 2100 POLICE/SAFETY SERVICES | | | | | | |
| | Personal Services | | | | | | |
| 280.2100.51131 | Salary-Police Command-Overtime | 0 | 198 | 0 | **2,000** | 2,000 | 100.00% |
| 280.2100.51301 | Salary-Patrol Officers-Overtime | -847 | 145 | 0 | **3,000** | 3,000 | 100.00% |
| > | **Sub-Total Personal Services** | **-847** | **343** | **0** | **5,000** | **5,000** | **100.00%** |

| =ACCOUNT NUM.#= FND-DEPT-ACCNT | FUND SOURCE, COST CENTER (Dept), CATEGORY>(PS,Other) ACCOUNT DESCRIPTION | 2014 ACTUAL EXPENDED | 2015 ACTUAL EXPENDED | 2016 ACTUAL EXPENDED | 2017 APPROVED BUDGET | 2017 $ $ INC/(DEC) 17Req -16Prj | 2017% % INC/(DEC) 17In(Dc)/16Prj |
|---|---|---|---|---|---|---|---|
| | **280 CERTIFIED POLICE TRAINING FUND** | | | | | | |
| | Other: | | | | | | |
| 280.2100.52000 | Travel, Training and Education | 0 | 0 | 0 | 500 | 500 | 100.00% |
| > | **Sub-Total Other** | **0** | **0** | **0** | **500** | **500** | **100.00%** |
| ** | **Total-2100 Police/Safety Services** | **-847** | **343** | **0** | **5,500** | **5,500** | **100.00%** |
| *** | **TOTAL - 280 CERTIFIED POLICE TRAINING FUNI** | **-847** | **343** | **0** | **5,500** | **5,500** | **100.00%** |
| | **281 INDIGENT DRIVERS INTERLOCK AND ALCOHOL MONITORING FUND** | | | | | | |
| | 1800 MUNICIPAL COURT/JUDICIAL | | | | | | |
| | Other: | | | | | | |
| 281.1800.53441 | Contracts-Enforcement and Education | 2,265 | 2,000 | 0 | 5,000 | 5,000 | 100.00% |
| > | **Sub-Total Other** | **2,265** | **2,000** | **0** | **5,000** | **5,000** | **100.00%** |
| ** | **Total-1800 Municiapl Court/Judicial** | **2,265** | **2,000** | **0** | **5,000** | **5,000** | **100.00%** |
| *** | **TOTAL - 281 I.D.I.A.M.FUND** | **2,265** | **2,000** | **0** | **5,000** | **5,000** | **100.00%** |
| (1,2,3) | **287 PROBATION IMPROVEMENT AND INCENTIVE GRANT FUND** | | | | | | |
| | 1810 MUNICIPAL COURT/PROBATION DEPARTMENT | | | | | | |
| | Personal Services: | | | | | | |
| 287.1810.51100 | Salary-Non Bargaining | 0 | 1,785 | 7,620 | 6,550 | -1,070 | -14.04% |
| 287.1810.51500 | PERS | 0 | 139 | 1,073 | 920 | -153 | -14.26% |
| 287.1810.51600 | Worker's Compensation | 0 | 0 | 51 | 200 | 149 | 292.16% |
| 287.1810.51700 | Medicare-City Share | 0 | 26 | 111 | 70 | -41 | -36.94% |
| 287.1810.51710 | Hospitalization Insurance | 0 | 0 | 0 | 0 | 0 | 0.00% |
| 287.1810.51750 | Life Insurance | 0 | 0 | 0 | 0 | 0 | 0.00% |
| > | **Sub-Total Personal Services** | **0** | **1,950** | **8,855** | **7,740** | **-1,115** | **-12.59%** |
| | Other: | | | | | | |
| 287.1810.53300 | Serv.Fees-Professional | 0 | 0 | 9,467 | 9,970 | 503 | 5.31% |
| 287.1810.54200 | Supplies-Operating Materials | 0 | 0 | 715 | 0 | -715 | -100.00% |
| > | **Sub-Total Other** | **0** | **0** | **10,182** | **9,970** | **-212** | **-2.08%** |
| ** | **Total-1810 Mun.Ct./Probation Dept.** | **0** | **1,950** | **19,037** | **17,710** | **-1,327** | **-6.97%** |
| *** | **TOTAL - 287 PROBATION IMP.&INCENTIVE GRT.** | **0** | **1,950** | **19,037** | **17,710** | **-1,327** | **-6.97%** |

**NOTES: (1) New two (2) year grant starting 07-01-2015 to 06-30-2017.**
**(See Funds 275 and 277 for All Probation Departmental Costs.)**
**(2) Grant Award Total $53,981.00; ESTIMATED REVENUES- 2015-$11,695.88, 2016-$32,838.44, 2017-$9,446.68.**
**(3) Grant Award Total $53,981.00; PROJECTED EXPENSES- 2015-$7,330, 2016-$31,070, 2017-$15,581.**

| | | | | | | | |
|---|---|---|---|---|---|---|---|
| | **290 POLICE PENSION FUND** | | | | | | |
| | 2100 POLICE/SAFETY SERVICES | | | | | | |
| | Personal Services: | | | | | | |
| 290.2100.51530 | Pol.Pen.-Cur.Liab. (Net $ in 100 Fd) | 88,318 | 87,895 | 86,055 | 84,510 | -1,545 | -1.80% |
| > | **Sub-Total Personal Services** | **88,318** | **87,895** | **86,055** | **84,510** | **-1,545** | **-1.80%** |
| (1) ** | **Total-2100 Police/Safety Services** | **88,318** | **87,895** | **86,055** | **84,510** | **-1,545** | **-1.80%** |
| *** | **TOTAL - 290 POLICE PENSION FUND** | **88,318** | **87,895** | **86,055** | **84,510** | **-1,545** | **-1.80%** |

**NOTES: (1) Total 2017 Police Pension projected at $193,390, funded $108,880 from 100 General Fund and $84,510 from 290 Police Pension Fund.**

| =ACCOUNT NUM.#= FND-DEPT-ACCNT | FUND SOURCE, COST CENTER (Dept), CATEGORY>(PS,Other) ACCOUNT DESCRIPTION | 2014 ACTUAL EXPENDED | 2015 ACTUAL EXPENDED | 2016 ACTUAL EXPENDED | *2017 APPROVED BUDGET* | 2017 $ $ INC/(DEC) 17Req -16Prj | 2017% % INC/(DEC) 17In(Dc)/16Prj |
|---|---|---|---|---|---|---|---|
| | **291 FIRE PENSION FUND** | | | | | | |
| | 2200 FIRE/SAFETY SERVICES | | | | | | |
| | Personal Services: | | | | | | |
| 291.2200.51540 | Fire Pen.-Cur.Liab. (Net $ in 100 Fd) | 45,938 | 44,914 | 43,017 | **42,250** | -767 | -1.78% |
| > | **Sub-Total Personal Services** | **45,938** | **44,914** | **43,017** | **42,250** | **-767** | **-1.78%** |
| (1) ** | **Total-2200 Fire/Safety Services** | **45,938** | **44,914** | **43,017** | **42,250** | **-767** | **-1.78%** |
| *** | **TOTAL - 291 FIRE PENSION FUND** | **45,938** | **44,914** | **43,017** | **42,250** | **-767** | **-1.78%** |

NOTES: (1) Total 2017 Fire Pension is $125,000, funded $82,750 from 100 General Fund and $42,250 from 291 Fire Pension Fund.

| | | | | | | | |
|---|---|---|---|---|---|---|---|
| (1,2,3) | **295 IRS 125 & HEALTH DEDUCTIBLE EMP.BENEFITS FUND** | | | | | | |
| | 1900 GENERAL GOVERNMENT MISCELLANEOUS | | | | | | |
| | Other: | | | | | | |
| 295.1900.53300 | Serv.Fees-Professional Services | 6,057 | 6,506 | 1,739 | **2,200** | 461 | 26.51% |
| 295.1900.53305 | Serv.Fees-Hospitalization Deductibles | 23,257 | 1,084 | 636 | **500** | -136 | -21.38% |
| > | **Sub-Total Other** | **29,314** | **7,590** | **2,375** | **2,700** | **325** | **13.68%** |
| ** | **Total-1900 General Gov./Misc** | **29,314** | **7,590** | **2,375** | **2,700** | **325** | **13.68%** |
| *** | **TOTAL - 295 IRS 125 & HEALTH EMP.BEN.PLAN** | **29,314** | **7,590** | **2,375** | **2,700** | **325** | **13.68%** |

NOTES: (1) New Fund in 1998, established by City Council to receipt unreimbursed IRS 125 flexible plan overages, and to pay for future expenses to administrate the flexible plans.
(2) Starting in 2007 Acct. 53305 setup to cover City Provided Health Ded. pursuant to Health Ins.Plan; Admin. fees in 53300 Account.
(3) Starting in 2013 Acct. 53300 in FSA Fees (Obama Care) of $52.50/Mo.

| | | | | | | | |
|---|---|---|---|---|---|---|---|
| | **300 GENERAL BOND RETIREMENT FUND** | | | | | | |
| | 8100 GENERAL OBLIGATION DEBT SERVICES | | | | | | |
| | Other: | | | | | | |
| 300.8100.58000 | Principal Payment- GO Bonds | 41,344 | 35,000 | 35,000 | **35,000** | 0 | 0.00% |
| 300.8100.58500 | Interest Payment-GO Bonds | 11,343 | 21,500 | 20,250 | **18,500** | -1,750 | -8.64% |
| 300.8100.58600 | Interest Payment-GO Notes | 18,225 | 0 | 19,125 | **4,030** | -15,095 | -78.93% |
| > | **Sub-Total Other** | **70,912** | **56,500** | **74,375** | **57,530** | **-16,845** | **-22.65%** |
| ** | **Total-8100 GO Debt Services** | **70,912** | **56,500** | **74,375** | **57,530** | **-16,845** | **-22.65%** |
| *** | **TOTAL - 300 GO BOND RET. FUND** | **70,912** | **56,500** | **74,375** | **57,530** | **-16,845** | **-22.65%** |

| | | | | | | | |
|---|---|---|---|---|---|---|---|
| | **310 SA BOND RETIREMENT FUND** | | | | | | |
| | 8500 SPECIAL ASSESSMENT DEBT SERVICES | | | | | | |
| | Other: | | | | | | |
| 310.8500.53410 | County Auditor Fees | 1,381 | 1,417 | 1,301 | **1,500** | 199 | 15.30% |
| 310.8500.58300 | Principal Payment-Bonds-SA | 39,000 | 39,000 | 40,000 | **30,000** | -10,000 | -25.00% |
| 310.8500.58400 | Principal Payment-Loans-State-SA | 12,351 | 12,350 | 12,351 | **12,360** | 9 | 0.07% |
| 310.8500.58450 | Principal Payment-OWSRC-State-SA | 6,837 | 0 | 0 | **0** | 0 | 0.00% |
| 310.8500.58800 | Interest Payment-Bonds-SA | 11,135 | 8,964 | 6,793 | **4,580** | -2,213 | -32.58% |
| > | **Sub-Total Other** | **70,704** | **61,731** | **60,445** | **48,440** | **-12,005** | **-19.86%** |
| ** | **Total-8500 SA Debt Services** | **70,704** | **61,731** | **60,445** | **48,440** | **-12,005** | **-19.86%** |
| *** | **TOTAL - 310 SA BOND RET. FUND** | **70,704** | **61,731** | **60,445** | **48,440** | **-12,005** | **-19.86%** |

| =ACCOUNT NUM.#= FND-DEPT-ACCNT | FUND SOURCE, COST CENTER (Dept), CATEGORY>(PS,Other) ACCOUNT DESCRIPTION | 2014 ACTUAL EXPENDED | 2015 ACTUAL EXPENDED | 2016 ACTUAL EXPENDED | *2017 APPROVED BUDGET* | 2017 $ $ INC/(DEC) 17Req -16Prj | 2017% % INC/(DEC) 17In(Dc)/16Prj |
|---|---|---|---|---|---|---|---|
| | **400 CAPITAL IMPROVEMENT FUND** | | | | | | |
| | 1100 City Council/Legislative | | | | | | |
| | Other: | | | | | | |
| 400.1100.57000 | Machinery and Equipment | 0 | 4,192 | 0 | **0** | 0 | 0.00% |
| 400.1100.57200 | Buildings & Improvements | 0 | 1,190 | 0 | **20,000** | 20,000 | 100.00% |
| > | **Sub-Total Other** | **0** | **5,382** | **0** | **20,000** | **20,000** | **100.00%** |
| ** | **Total-1100 City Council/Legislative** | **0** | **5,382** | **0** | **20,000** | **20,000** | **100.00%** |
| | 1300 CITY MANAGER/ADMINISTRATIVE | | | | | | |
| | Other: | | | | | | |
| 400.1300.57000 | Machinery and Equipment | 765 | 0 | 0 | **0** | 0 | 0.00% |
| 400.1300.57200 | Buildings & Improvements | 6,246 | 16,902 | 0 | **101,900** | 101,900 | 100.00% |
| > | **Sub-Total Other** | **7,011** | **16,902** | **0** | **101,900** | **101,900** | **100.00%** |
| ** | **Total-1300 City Manager/Administrative** | **7,011** | **16,902** | **0** | **101,900** | **101,900** | **100.00%** |
| | 1370 CITY MANAGER/HUMAN RESOURCES | | | | | | |
| | Other: | | | | | | |
| 400.1370.57000 | Machinery and Equipment | 1,958 | 0 | 0 | **0** | 0 | 0.00% |
| 400.1370.57200 | Buildings & Improvements | 0 | 0 | 0 | **0** | 0 | 0.00% |
| > | **Sub-Total Other** | **1,958** | **0** | **0** | **0** | **0** | **0.00%** |
| ** | **Total-1370 City Manager/Human Resource** | **1,958** | **0** | **0** | **0** | **0** | **0.00%** |
| | 1400 LAW DIRECTOR/ADMINISTRATIVE | | | | | | |
| | Other: | | | | | | |
| 400.1400.57000 | Machinery and Equipment | 900 | 0 | 0 | **2,000** | 2,000 | 100.00% |
| 400.1400.57200 | Buildings & Improvements | 0 | 0 | 0 | **0** | 0 | 0.00% |
| > | **Sub-Total Other** | **900** | **0** | **0** | **2,000** | **2,000** | **100.00%** |
| ** | **Total-1400 Law Director/Administrative** | **900** | **0** | **0** | **2,000** | **2,000** | **100.00%** |
| | 1500 FINANCE/ADMINISTRATIVE | | | | | | |
| | Other: | | | | | | |
| 400.1500.57000 | Machinery and Equipment | 1,398 | 3,068 | 2,872 | **46,640** | 43,768 | 1523.96% |
| 400.1500.57200 | Buildings & Improvements | 4,850 | 0 | 0 | **0** | 0 | 0.00% |
| > | **Sub-Total Other** | **6,248** | **3,068** | **2,872** | **46,640** | **43,768** | **1523.96%** |
| ** | **Total-1500 Finance/Administrative** | **6,248** | **3,068** | **2,872** | **46,640** | **43,768** | **1523.96%** |
| | 1600 SERVICE/CENTRAL INFORMATION SYSTEMS | | | | | | |
| | Other: | | | | | | |
| 400.1600.57000 | Machinery and Equipment | 18,043 | 2,610 | 0 | **58,000** | 58,000 | 100.00% |
| > | **Sub-Total Other** | **18,043** | **2,610** | **0** | **58,000** | **58,000** | **100.00%** |
| ** | **Total-1600 Service/Central Info.Sys.** | **18,043** | **2,610** | **0** | **58,000** | **58,000** | **100.00%** |
| | 1700 ENGINEERING/CITY ENGINEER | | | | | | |
| | Other: | | | | | | |
| 400.1700.57000 | Machinery and Equipment | 7,148 | 0 | 0 | **45,000** | 45,000 | 100.00% |
| 400.1700.57200 | Buildings & Improvements | 4,348 | 30,045 | 11,239 | **60,000** | 48,761 | 433.86% |
| > | **Sub-Total Other** | **11,496** | **30,045** | **11,239** | **105,000** | **93,761** | **834.25%** |
| ** | **Total-1700 Engineering/City Engineer** | **11,496** | **30,045** | **11,239** | **105,000** | **93,761** | **834.25%** |

| =ACCOUNT NUM.#= FND-DEPT-ACCNT | FUND SOURCE, COST CENTER (Dept), CATEGORY>(PS,Other) ACCOUNT DESCRIPTION | 2014 ACTUAL EXPENDED | 2015 ACTUAL EXPENDED | 2016 ACTUAL EXPENDED | *2017 APPROVED BUDGET* | 2017 $ $ INC/(DEC) 17Req -16Prj | 2017% % INC/(DEC) 17In(Dc)/16Prj |
|---|---|---|---|---|---|---|---|
| | **400 CAPITAL IMPROVEMENT FUND** | | | | | | |
| | 1800 MUNICIPAL COURT/JUDICIAL | | | | | | |
| | Other: | | | | | | |
| 400.1800.57000 | Machinery and Equipment | 4,968 | 0 | 5,913 | **3,000** | -2,913 | -49.26% |
| 400.1800.57200 | Buildings & Improvements | 0 | 0 | 0 | **0** | 0 | 0.00% |
| > | **Sub-Total Other** | **4,968** | **0** | **5,913** | **3,000** | **-2,913** | **-49.26%** |
| ** | **Total-1800 Municipal Court/Judicial** | **4,968** | **0** | **5,913** | **3,000** | **-2,913** | **-49.26%** |
| | 2100 POLICE/SAFETY SERVICES | | | | | | |
| | Other: | | | | | | |
| 400.2100.57000 | Machinery and Equipment | 42,361 | 58,781 | 73,722 | **118,000** | 44,278 | 60.06% |
| 400.2100.57200 | Buildings & Improvements | 13,990 | 36,640 | 1,815 | **14,000** | 12,185 | 671.35% |
| > | **Sub-Total Other** | **56,351** | **95,421** | **75,537** | **132,000** | **56,463** | **74.75%** |
| ** | **Total-2100 Police/Safety Services** | **56,351** | **95,421** | **75,537** | **132,000** | **56,463** | **74.75%** |
| | 2200 FIRE/SAFETY SERVICES | | | | | | |
| | Other: | | | | | | |
| 400.2200.57000 | Machinery and Equipment | 2,567 | 3,043 | 73,285 | **22,500** | -50,785 | -69.30% |
| 400.2200.57200 | Buildings & Improvements | 0 | 36,768 | 6,567 | **0** | -6,567 | -100.00% |
| > | **Sub-Total Other** | **2,567** | **39,811** | **79,852** | **22,500** | **-57,352** | **-71.82%** |
| ** | **Total-2200 Fire/Safety Services** | **2,567** | **39,811** | **79,852** | **22,500** | **-57,352** | **-71.82%** |
| | 3100 BUILDING INSPECTIONS/ZONING | | | | | | |
| | Other: | | | | | | |
| 400.3100.57000 | Machinery and Equipment | 0 | 0 | 0 | **0** | 0 | 0.00% |
| > | **Sub-Total Other** | **0** | **0** | **0** | **0** | **0** | **0.00%** |
| ** | **Total-3100 Building Inspections/Zoning** | **0** | **0** | **0** | **0** | **0** | **0.00%** |
| | 4200 RECREATION/GOLF OPERATING | | | | | | |
| | Other: | | | | | | |
| 400.4200.57000 | Machinery and Equipment | 9,800 | 8,650 | 12,800 | **16,500** | 3,700 | 28.91% |
| 400.4200.57200 | Buildings & Improvements | 2,608 | 11,446 | 0 | **0** | 0 | 0.00% |
| > | **Sub-Total Other** | **12,408** | **20,096** | **12,800** | **16,500** | **3,700** | **28.91%** |
| ** | **Total-4200 Recreation/Golf Oper.** | **12,408** | **20,096** | **12,800** | **16,500** | **3,700** | **28.91%** |
| | 4300 RECREATION/POOL OPERATING | | | | | | |
| | Other: | | | | | | |
| 400.4300.57000 | Machinery and Equipment | 636 | 0 | 0 | **0** | 0 | 0.00% |
| 400.4300.57200 | Buildings & Improvements | 4,340 | 1,096 | 5,000 | **5,000** | 0 | 0.00% |
| > | **Sub-Total Other** | **4,976** | **1,096** | **5,000** | **5,000** | **0** | **0.00%** |
| ** | **Total-4300 Recreation/Pool Op** | **4,976** | **1,096** | **5,000** | **5,000** | **0** | **0.00%** |
| | 4400 RECREATION/PARKS & PROGRAMS | | | | | | |
| | Other: | | | | | | |
| 400.4400.57000 | Machinery and Equipment | 2,600 | 13,262 | 36,984 | **17,000** | -19,984 | -54.03% |
| 400.4400.57200 | Buildings & Improvements | 17,594 | 0 | 0 | **0** | 0 | 0.00% |
| > | **Sub-Total Other** | **20,194** | **13,262** | **36,984** | **17,000** | **-19,984** | **-54.03%** |
| ** | **Total-4400 Recreation/Parks & Programs** | **20,194** | **13,262** | **36,984** | **17,000** | **-19,984** | **-54.03%** |

| =ACCOUNT NUM.#= FND-DEPT-ACCNT | FUND SOURCE, COST CENTER (Dept), CATEGORY>(PS,Other) ACCOUNT DESCRIPTION | 2014 ACTUAL EXPENDED | 2015 ACTUAL EXPENDED | 2016 ACTUAL EXPENDED | 2017 APPROVED BUDGET | 2017 $ $ INC/(DEC) 17Req -16Prj | 2017% % INC/(DEC) 17In(Dc)/16Prj |
|---|---|---|---|---|---|---|---|
| | **400 CAPITAL IMPROVEMENT FUND** | | | | | | |
| | 4700 CEMETERY/GROUNDS | | | | | | |
| | Other: | | | | | | |
| 400.4700.57000 | Machinery and Equipment | 7,494 | 9,855 | 7,000 | **10,000** | 3,000 | 42.86% |
| 400.4700.57200 | Buildings & Improvements | 0 | 0 | 0 | **0** | 0 | 0.00% |
| > | **Sub-Total Other** | **7,494** | **9,855** | **7,000** | **10,000** | **3,000** | **42.86%** |
| ** | **Total-4700 Cemetery/Grounds** | **7,494** | **9,855** | **7,000** | **10,000** | **3,000** | **42.86%** |
| | 5100 SERVICE/STREETS SCM&R | | | | | | |
| | Other: | | | | | | |
| 400.5100.57000 | Machinery and Equipment | 153,470 | 42,271 | 66,939 | **252,000** | 185,061 | 276.46% |
| 400.5100.57200 | Buildings & Improvements | 89,832 | 49,936 | 49,895 | **60,000** | 10,105 | 20.25% |
| 400.5100.57400 | Sidewalk Upgrades & Improvements | 18,866 | 9,310 | 4,493 | **20,000** | 15,507 | 345.14% |
| 400.5100.57500 | Street Improvements | 755,835 | 1,595,989 | 931,113 | **1,441,500** | 510,387 | 54.81% |
| > | **Sub-Total Other** | **1,018,003** | **1,697,506** | **1,052,440** | **1,773,500** | **721,060** | **68.51%** |
| ** | **Total-5100 Service/Streets SCM&R** | **1,018,003** | **1,697,506** | **1,052,440** | **1,773,500** | **721,060** | **68.51%** |
| | 5130 SERVICE/BLDS.,PROPERTIES,EQUIP. | | | | | | |
| | Other: | | | | | | |
| 400.5130.57000 | Machinery and Equipment | 0 | 0 | 0 | **16,000** | 16,000 | 100.00% |
| > | **Sub-Total Other** | **0** | **0** | **0** | **16,000** | **16,000** | **100.00%** |
| ** | **Total-5130 Service/Blds.,Prop.& Equipmt.** | **0** | **0** | **0** | **16,000** | **16,000** | **100.00%** |
| | 5200 SERVICE/GARAGE ROTARY | | | | | | |
| | Other: | | | | | | |
| 400.5200.57000 | Machinery and Equipment | 0 | 0 | 0 | **0** | 0 | 0.00% |
| > | **Sub-Total Other** | **0** | **0** | **0** | **0** | **0** | **0.00%** |
| ** | **Total-5200 Service/Garage Rotary** | **0** | **0** | **0** | **0** | **0** | **0.00%** |
| | 9900 TRANSFER ACCOUNTS | | | | | | |
| | Other: | | | | | | |
| 400.9900.59530 | TR-TO 276 L.E.B.G Fund | 750 | 0 | 0 | **0** | 0 | 0.00% |
| 400.9900.59545 | TR-TO 300 Bond Retirement Fund | 52,700 | 56,570 | 55,250 | **56,570** | 1,320 | 2.39% |
| 400.9900.59620 | TR-TO 242 Fire Equipment Fund | 46,000 | 46,000 | 46,000 | **46,000** | 0 | 0.00% |
| 400.9900.59630 | TR-TO 401 CIP Funding Reserve Fd. | 201,000 | 25,000 | 25,000 | **25,000** | 0 | 0.00% |
| 400.9900.59640 | TR-TO 410 Fire Training Facility Grant Fd. | 0 | 0 | 2,800 | **0** | -2,800 | -100.00% |
| > | **Sub-Total Other** | **300,450** | **127,570** | **129,050** | **127,570** | **-1,480** | **-1.15%** |
| ** | **Total-9900 Transfer Accounts** | **300,450** | **127,570** | **129,050** | **127,570** | **-1,480** | **-1.15%** |
| *** | **TOTAL - 400 CAPITAL IMP. FUND** | **1,473,067** | **2,062,624** | **1,418,687** | **2,456,610** | **1,037,923** | **73.16%** |
| (1) | **401 CIP FUNDING RESERVE FUND** | | | | | | |
| | 1900 MISCELLANEOUS/OTHER | | | | | | |
| | Other: | | | | | | |
| 401.5100.57000 | Machinery and Equipment | 0 | 2,500 | 23,000 | **0** | -23,000 | -100.00% |
| 401.5100.57200 | Buildings & Improvements | 0 | 199,292 | 0 | **0** | 0 | 0.00% |
| 401.5100.57500 | Street Improvements | 0 | 65,021 | 0 | **0** | 0 | 0.00% |
| > | **Sub-Total Other** | **0** | **266,813** | **23,000** | **0** | **-23,000** | **-100.00%** |
| ** | **Total-1900 Miscellaneous/Other** | **0** | **266,813** | **23,000** | **0** | **-23,000** | **-100.00%** |
| *** | **TOTAL - 401 CIP FUNDING RESERVE FD.** | **0** | **266,813** | **23,000** | **0** | **-23,000** | **-100.00%** |

| =ACCOUNT NUM.#= FND-DEPT-ACCNT | FUND SOURCE, COST CENTER (Dept), CATEGORY>(PS,Other) ACCOUNT DESCRIPTION | 2014 ACTUAL EXPENDED | 2015 ACTUAL EXPENDED | 2016 ACTUAL EXPENDED | 2017 APPROVED BUDGET | 2017 $ $ INC/(DEC) 17Req -16Prj | 2017% % INC/(DEC) 17In(Dc)/16Prj |
|---|---|---|---|---|---|---|---|
| (1) | **401 CIP FUNDING RESERVE FUND** | | | | | | |
| NOTES: (1) CIP Reserve Fund per City Council to Pre-Fund or Set Aside funds for future Large Capital Purchases. Funded from 400 Capital Improvement Fund. | | | | | | | |
| | **410 FIRE FACILITY TRAINING GRANT FUND** | | | | | | |
| | 2200 FIRE/SAFETY SERVICES | | | | | | |
| | Other: | | | | | | |
| 410.2200.53310 | Service Fees-Engineering & Design | 0 | 0 | 8,535 | 0 | -8,535 | -100.00% |
| 410.2200.57200 | Buildings & Improvements | 0 | 0 | 20,490 | 209,330 | 188,840 | 921.62% |
| > | Sub-Total Other | 0 | 0 | 29,025 | 209,330 | 180,305 | 621.21% |
| ** | Total-2200 Fire/Safety Services | 0 | 0 | 29,025 | 209,330 | 180,305 | 621.21% |
| *** TOTAL - 410 | FIRE FACILITY TRAINING GRT. FND | 0 | 0 | 29,025 | 209,330 | 180,305 | 621.21% |
| (1) | **420 DOWNTOWN POCKET PARK FUND** | | | | | | |
| | 4400 RECREATION/PARKS & PROGRAMS | | | | | | |
| | Other: | | | | | | |
| 420.4400.57200 | Buildings & Improvements | 0 | 31,931 | 0 | 0 | 0 | 0.00% |
| 420.4400.59000 | Refunds-Miscellaneous | 0 | 0 | 25,972 | 0 | -25,972 | -100.00% |
| > | Sub-Total Other | 0 | 31,931 | 25,972 | 0 | -25,972 | -100.00% |
| ** | Total-1900 Miscellaneous/Other | 0 | 31,931 | 25,972 | 0 | -25,972 | -100.00% |
| *** TOTAL - 420 | DOWNTOWN POCKET PARK FUND | 0 | 31,931 | 25,972 | 0 | -25,972 | -100.00% |
| NOTES: (1) New Fund in 2015 to account for Donations and Grants to build a Pocket Park in City's Downtown area. | | | | | | | |
| (1,2) | **438 SCOTT STREET IMPROVEMENT PROJECT FUND** | | | | | | |
| | 5100 SERVICE/STREETS SCM&R | | | | | | |
| | Other: | | | | | | |
| 438.5100.57500 | Street Improvements | 170,464 | 0 | 0 | 0 | 0 | 0.00% |
| > | Sub-Total Other | 170,464 | 0 | 0 | 0 | 0 | 0.00% |
| ** | Total-5100 Service/Streets SCM&R | 170,464 | 0 | 0 | 0 | 0 | 0.00% |
| | 9900 TRANSFER ACCOUNTS | | | | | | |
| | Other: | | | | | | |
| 438.9900.59615 | TR-TO 400 CIP Fund | 0 | 116,753 | 100,550 | 0 | -100,550 | -100.00% |
| 438.9900.59850 | TR-TO 520 Sewer Revenue Fund | 0 | 166,363 | 143,310 | 0 | -143,310 | -100.00% |
| > | Sub-Total Other | 0 | 283,116 | 243,860 | 0 | -243,860 | -100.00% |
| ** | Total-9900 Transfer Accounts | 0 | 283,116 | 243,860 | 0 | -243,860 | -100.00% |
| *** TOTAL - 438 | SCOTT ST. IMP.PROJECT FD. | 170,464 | 283,116 | 243,860 | 0 | -243,860 | -100.00% |
| NOTES: (1) New Project Fund in 2011, original funding by ODOT Safety Grant and Local Share. (2) Project closed out in 2015, Fund closed out in 2016. | | | | | | | |
| | **500 ELECTRIC REVENUE FUND** | | | | | | |
| | 1520 FINANCE/UTILITY BILLING COLLECTION | | | | | | |
| | Other: | | | | | | |
| 500.1520.57000 | Machinery and Equipment | 2,436 | 11,492 | 1,348 | 2,500 | 1,152 | 85.46% |
| 500.1520.57200 | Buildings & Improvements | 16,634 | 0 | 0 | 500 | 500 | 100.00% |
| > | Sub-Total Other | 19,070 | 11,492 | 1,348 | 3,000 | 1,652 | 122.55% |
| (1) ** | Total-1520 Finance/Utility Billing Coll. | 19,070 | 11,492 | 1,348 | 3,000 | 1,652 | 122.55% |

| =ACCOUNT NUM.#= FND-DEPT-ACCNT | FUND SOURCE, COST CENTER (Dept), CATEGORY>(PS,Other) ACCOUNT DESCRIPTION | 2014 ACTUAL EXPENDED | 2015 ACTUAL EXPENDED | 2016 ACTUAL EXPENDED | 2017 APPROVED BUDGET | 2017 $ $ INC/(DEC) 17Req -16Prj | 2017% % INC/(DEC) 17In(Dc)/16Prj |
|---|---|---|---|---|---|---|---|
| | **500 ELECTRIC REVENUE FUND** | | | | | | |
| | **NOTES: (1) CIP Utility Items Funded, % Allocatlion Listed is Fund (%) of Total CIP Request: 500 Elec. 50%; 510 Wat. 20%; 520 Sew. 20%; 560 San. 10%, Net 0% to 100 GF.** | | | | | | |
| | **6110 ELECTRIC/OPERATIONS, DIST. SYSTEM** | | | | | | |
| | **Personal Services:** | | | | | | |
| 500.6110.51100 | Salary-Non Bargaining | 273,774 | 246,156 | 249,713 | **250,020** | 307 | 0.12% |
| 500.6110.51101 | Salary-Non Barg-Overtime | 15,437 | 18,431 | 18,471 | **15,000** | -3,471 | -18.79% |
| 500.6110.51200 | Salary-AFSCME | 580,036 | 615,420 | 629,749 | **649,970** | 20,221 | 3.21% |
| 500.6110.51201 | Salary-AFSCME-Overtime | 14,840 | 19,302 | 13,911 | **25,000** | 11,089 | 79.71% |
| 500.6110.51500 | PERS | 121,824 | 124,618 | 126,425 | **131,590** | 5,165 | 4.09% |
| 500.6110.51600 | Worker's Compensation | 6,403 | 16,238 | 13,135 | **28,200** | 15,065 | 114.69% |
| 500.6110.51700 | Medicare-City Share | 10,926 | 11,212 | 11,313 | **12,570** | 1,257 | 11.11% |
| 500.6110.51710 | Hospitalization Insurance | 177,353 | 186,754 | 182,859 | **207,430** | 24,571 | 13.44% |
| 500.6110.51750 | Life Insurance | 712 | 708 | 685 | **800** | 115 | 16.79% |
| > | **Sub-Total Personal Services** | **1,201,305** | **1,238,839** | **1,246,261** | **1,320,580** | **74,319** | **5.96%** |
| | **Other:** | | | | | | |
| 500.6110.52000 | Travel, Training and Education | 20,531 | 20,796 | 21,504 | **45,800** | 24,296 | 112.98% |
| 500.6110.52010 | Memberships and Dues | 18,880 | 20,061 | 22,318 | **20,250** | -2,068 | -9.27% |
| 500.6110.53110 | Utilities-Electric | 32,976 | 33,323 | 36,565 | **38,000** | 1,435 | 3.92% |
| 500.6110.53111 | Utilities-Natural Gas | 8,180 | 5,570 | 3,639 | **10,000** | 6,361 | 174.80% |
| 500.6110.53113 | Utilities-Water and Sewer | 967 | 1,191 | 1,134 | **2,000** | 866 | 76.37% |
| 500.6110.53114 | Utilities-Telephone | 5,496 | 4,252 | 4,339 | **7,000** | 2,661 | 61.33% |
| 500.6110.53115 | Utilities-Cable Modem | 548 | 587 | 600 | **600** | 0 | 0.00% |
| 500.6110.53250 | Rents and Leases | 126 | 138 | 139 | **200** | 61 | 43.88% |
| 500.6110.53260 | Serv.Cnt.-AMP-Ecosmart Choice Pgm. | 474 | 467 | 466 | **500** | 34 | 7.30% |
| 500.6110.53270 | Serv.Cnt.-NOCAC Caring Fund Monies | 1,734 | 1,803 | 0 | **1,700** | 1,700 | 100.00% |
| 500.6110.53300 | Serv.Fees-Professional | 886,471 | 41,066 | 51,326 | **47,800** | -3,526 | -6.87% |
| 500.6110.53510 | Cnt.Maint.-Vehicles | 5,341 | 13,046 | 2,688 | **8,000** | 5,312 | 197.62% |
| 500.6110.53520 | Cnt.Maint.-Equipment | 1,300 | 293 | 4,378 | **10,000** | 5,622 | 128.41% |
| 500.6110.53610 | Cnt.Maint.-Buildings & Structures | 4,163 | 4,038 | 3,219 | **10,000** | 6,781 | 210.66% |
| 500.6110.53700 | Insurances and Bonding | 24,154 | 26,270 | 26,060 | **29,300** | 3,240 | 12.43% |
| 500.6110.53710 | Insurances-Claims Deductible | 0 | 0 | 0 | **1,000** | 1,000 | 100.00% |
| 500.6110.53810 | Legal Advertising | 0 | 0 | 0 | **1,000** | 1,000 | 100.00% |
| 500.6110.54100 | Supplies-Office | 523 | 547 | 828 | **1,500** | 672 | 81.16% |
| 500.6110.54110 | Supplies-Postage/Delivery Charge | 2,622 | 604 | 113 | **500** | 387 | 342.48% |
| 500.6110.54200 | Supplies-Oper.Mat.-Outdoor Signals & Lights | 41,947 | 45,389 | 40,274 | **40,000** | -274 | -0.68% |
| 500.6110.54230 | Supplies-Gasoline & Deisel Fuels | 33,711 | 23,079 | 19,980 | **35,000** | 15,020 | 75.18% |
| 500.6110.54300 | Supplies-Vehicle Parts & Supplies | 5,260 | 9,294 | 12,042 | **11,000** | -1,042 | -8.65% |
| 500.6110.54400 | Supplies-Electrical-Underground | 49,639 | 32,201 | 61,243 | **40,000** | -21,243 | -34.69% |
| 500.6110.54410 | Supplies-Transformers | 26,841 | 35,815 | 18,947 | **45,000** | 26,053 | 137.50% |
| 500.6110.54420 | Supplies-Electric Overhead | 41,767 | 43,412 | 48,172 | **55,000** | 6,828 | 14.17% |
| 500.6110.54430 | Supplies-Electric Substation | 27,156 | 15,149 | 17,764 | **20,000** | 2,236 | 12.59% |
| 500.6110.54500 | Supplies-Other Equipment | 8,894 | 7,020 | 11,177 | **15,000** | 3,823 | 34.20% |
| 500.6110.54510 | Supplies-Meters & Testing | 12,606 | 13,851 | 31,516 | **23,500** | -8,016 | -25.43% |
| 500.6110.54800 | Supplies-Uniforms | 8,570 | 10,783 | 8,325 | **9,500** | 1,175 | 14.11% |
| 500.6110.56000 | Miscellaneous Operating Costs | 8,408 | 6,977 | 7,696 | **12,000** | 4,304 | 55.93% |
| 500.6110.56200 | kWH Use Tax (1) | 112,859 | 113,696 | 113,497 | **115,000** | 1,503 | 1.32% |
| 500.6110.56900 | Undefined Contingencies | 0 | 0 | 0 | **30,000** | 30,000 | 100.00% |
| 500.6110.57000 | Machinery and Equipment | 67,783 | 47,980 | 30,995 | **15,000** | -15,995 | -51.61% |
| 500.6110.57200 | Buildings & Improvements | 0 | 0 | 0 | **0** | 0 | 0.00% |
| 500.6110.57300 | Traffic Signals-Upgrades & Maintenance | 49,351 | 121,219 | 15,970 | **15,000** | -970 | -6.07% |
| 500.6110.57600 | Electric Improvements | 36,382 | 59,768 | 40,455 | **62,000** | 21,545 | 53.26% |
| 500.6110.59000 | Refunds-Miscellaneous | 4,837 | 2,185 | 1,589 | **5,000** | 3,411 | 214.66% |
| > | **Sub-Total Other** | **1,550,497** | **761,870** | **658,958** | **783,150** | **124,192** | **18.85%** |
| ** | **Total-6110 Electric/Oper., Dist. Sys.** | **2,751,802** | **2,000,709** | **1,905,219** | **2,103,730** | **198,511** | **10.42%** |

**NOTES: (1) kWH Use Tax, per Ohio Revised Code started May, 2001, estimated amounts are payments to the State, inside City kWH Tax is receipted into the 180 kWH Tax Collection Fund (General Fund equivilent fund).**

| =ACCOUNT NUM.#= FND-DEPT-ACCNT | FUND SOURCE, COST CENTER (Dept), CATEGORY>(PS,Other) ACCOUNT DESCRIPTION | 2014 ACTUAL EXPENDED | 2015 ACTUAL EXPENDED | 2016 ACTUAL EXPENDED | 2017 APPROVED BUDGET | 2017 $ $ INC/(DEC) 17Req -16Prj | 2017% % INC/(DEC) 17In(Dc)/16Prj |
|---|---|---|---|---|---|---|---|
| | **500 ELECTRIC REVENUE FUND** | | | | | | |
| | 6111 ELECTRIC/PURCHASED POWER | | | | | | |
| | Other: | | | | | | |
| 500.6111.53100 | Purchased Power Contracts | 12,769,107 | 11,491,151 | 12,258,844 | **13,200,000** | 941,156 | 7.68% |
| > | **Sub-Total Other** | **12,769,107** | **11,491,151** | **12,258,844** | **13,200,000** | **941,156** | **7.68%** |
| ** | **Total-6111 Electric/Power Gen** | **12,769,107** | **11,491,151** | **12,258,844** | **13,200,000** | **941,156** | **7.68%** |
| | 9800 REIMB. ACCOUNTS-SHARED EXPENSES | | | | | | |
| | Other: | | | | | | |
| 500.9800.59110 | Reimb.-Shared Expense | 734,967 | 711,792 | 732,044 | **888,960** | 156,916 | 21.44% |
| 500.9800.59130 | Reimb.-Shr.Ex.(Rcp.Sal & Frg) | 0 | 45 | 920 | **1,000** | 80 | 8.70% |
| > | **Sub-Total Other** | **734,967** | **711,837** | **732,964** | **889,960** | **156,996** | **21.42%** |
| ** | **Total-9800 Reimb.Accts.-Shared Exp.** | **734,967** | **711,837** | **732,964** | **889,960** | **156,996** | **21.42%** |
| | 9900 TRANSFER ACCOUNTS | | | | | | |
| | Other: | | | | | | |
| 500.9900.59480 | TR-TO 180 kWH Tax (1) | 512,414 | 520,952 | 515,950 | **519,000** | 3,050 | 0.59% |
| 500.9900.59825 | TR-TO 503 Elec.Dev.Fd. | 300,000 | 500,000 | 500,000 | **357,500** | -142,500 | -28.50% |
| > | **Sub-Total Other** | **812,414** | **1,020,952** | **1,015,950** | **876,500** | **-139,450** | **-13.73%** |
| ** | **Total-9900 Transfer Accounts** | **812,414** | **1,020,952** | **1,015,950** | **876,500** | **-139,450** | **-13.73%** |
| *** | **TOTAL - 500 ELECTRIC REV.FUND** | **17,087,360** | **15,236,141** | **15,914,325** | **17,073,190** | **1,158,865** | **7.28%** |

NOTES: (1) kWH Use Tax, per ORC, estimated amounts are payments to the 180 kWH Tax Collection (GF) Fund..

| | | | | | | | |
|---|---|---|---|---|---|---|---|
| (1) | **501 ELECTRIC UTY. RES. FUND** | | | | | | |
| | 6110 ELECTRIC/OPERATIONS,DIST. SYSTEM | | | | | | |
| | Other: | | | | | | |
| 501.6110.57000 | Machinery and Equipment | 0 | 0 | 0 | **0** | 0 | 0.00% |
| 501.6110.57600 | Electric Improvements | 0 | 0 | 0 | **0** | 0 | 0.00% |
| > | **Sub-Total Other** | **0** | **0** | **0** | **0** | **0** | **0.00%** |
| ** | **Total-6110 Electric/Oper.,Dist.System** | **0** | **0** | **0** | **0** | **0** | **0.00%** |
| (2) | 9900 TRANSFER ACCOUNTS | | | | | | |
| | Other: | | | | | | |
| 501.9900.59800 | TR-TO 500 Electric Revenue Fund | 0 | 0 | 505,746 | **0** | -505,746 | -100.00% |
| > | **Sub-Total Other** | **0** | **0** | **505,746** | **0** | **-505,746** | **-100.00%** |
| ** | **Total-9900 Transfer Accounts** | **0** | **0** | **505,746** | **0** | **-505,746** | **-100.00%** |
| *** | **TOTAL - 501 ELECTRIC UTY.RES.FUND** | **0** | **0** | **505,746** | **0** | **-505,746** | **-100.00%** |

NOTES: (1) 501 Electric Utility Reserve Fund previously established pursuant to the Revenue Bond Trust Agreement.
(2) In 2016, CLOSE OUT 501 Electric Utility Reserve Fund, move Balance back to Fund of Origination, 500 Electric Revenue Fund.

| | | | | | | | |
|---|---|---|---|---|---|---|---|
| (1) | **502 ELECTRIC UTY. REPL. & IMPROV. FUND** | | | | | | |
| | 6110 ELECTRIC/OPERATIONS,DIST. SYSTEM | | | | | | |
| | Other: | | | | | | |
| 502.6110.57000 | Machinery and Equipment | 0 | 0 | 0 | **0** | 0 | 0.00% |
| 502.6110.57600 | Electric Improvements | 0 | 0 | 0 | **0** | 0 | 0.00% |
| > | **Sub-Total Other** | **0** | **0** | **0** | **0** | **0** | **0.00%** |
| ** | **Total-6110 Electric/Oper.,Dist.System** | **0** | **0** | **0** | **0** | **0** | **0.00%** |

| =ACCOUNT NUM.#= FND-DEPT-ACCNT | FUND SOURCE, COST CENTER (Dept), CATEGORY>(PS,Other) ACCOUNT DESCRIPTION | 2014 ACTUAL EXPENDED | 2015 ACTUAL EXPENDED | 2016 ACTUAL EXPENDED | 2017 APPROVED BUDGET | 2017 $ $ INC/(DEC) 17Req -16Prj | 2017% % INC/(DEC) 17In(Dc)/16Prj |
|---|---|---|---|---|---|---|---|
| (1) | **502 ELECTRIC UTY. REPL. & IMPROV. FUND** | | | | | | |
| (2) | 9900 TRANSFER ACCOUNTS | | | | | | |
| | Other: | | | | | | |
| 502.9900.59800 | TR-TO 500 Electric Revenue Fund | 0 | 0 | 466,189 | **0** | -466,189 | -100.00% |
| > | **Sub-Total Other** | **0** | **0** | **466,189** | **0** | **-466,189** | **-100.00%** |
| ** | **Total-9900 Transfer Accounts** | **0** | **0** | **466,189** | **0** | **-466,189** | **-100.00%** |
| *** | **TOTAL - 502 ELECTRIC REPL.&IMP.FUND** | **0** | **0** | **466,189** | **0** | **-466,189** | **-100.00%** |
| | **NOTES: (1) 502 Electric Util.Replmnt.&Imp. Fund previously established pursuant to the Revenue Bond Trust Agreement.** | | | | | | |
| | **(2) In 2016, CLOSE OUT 502 Electric Utility Rep. & Imp. Fund, move Balance back to Fund of Origination, 500 Electric Revenue Fund.** | | | | | | |
| | **503 ELECTRIC DEVELOPMENT FUND** | | | | | | |
| | 6110 ELECTRIC/OPERATIONS,DIST. SYSTEM | | | | | | |
| | Other: | | | | | | |
| 503.6110.57000 | Machinery and Equipment | 102,211 | 189,215 | 24,999 | **164,500** | 139,501 | 558.03% |
| 503.6110.57200 | Buildings and Improvements | 0 | 0 | 0 | **0** | 0 | 0.00% |
| 503.6110.57600 | Electric Improvements | 225,422 | 384,931 | 170,802 | **193,000** | 22,198 | 13.00% |
| > | **Sub-Total Other** | **327,633** | **574,146** | **195,801** | **357,500** | **161,699** | **82.58%** |
| ** | **Total-6110 Electric/Oper.,Dist.System** | **327,633** | **574,146** | **195,801** | **357,500** | **161,699** | **82.58%** |
| *** | **TOTAL - 503 ELECTRIC DEV.FUND** | **327,633** | **574,146** | **195,801** | **357,500** | **161,699** | **82.58%** |
| | **510 WATER REVENUE FUND** | | | | | | |
| | 1520 FINANCE/UTILITY BILLING COLLECTION | | | | | | |
| | Other: | | | | | | |
| 510.1520.57000 | Machinery and Equipment | 974 | 4,597 | 539 | **1,000** | 461 | 85.53% |
| 510.1520.57200 | Buildings & Improvements | 6,654 | 0 | 0 | **200** | 200 | 100.00% |
| > | **Sub-Total Other** | **7,628** | **4,597** | **539** | **1,200** | **661** | **122.63%** |
| (1) ** | **Total-1520 Finance/Utility Billing Coll.** | **7,628** | **4,597** | **539** | **1,200** | **661** | **122.63%** |
| | **NOTES: (1) CIP Utility Items Funded, % Allocatlion Listed is Fund (%) of Total CIP Request:** | | | | | | |
| | **500 Elec. 50%; 510 Wat. 20%; 520 Sew. 20%; 560 San. 10%, Net 0% to 100 GF.** | | | | | | |
| | 6200 WATER/TREATMENT PLANT OPERATIONS | | | | | | |
| | Personal Services: | | | | | | |
| 510.6200.51100 | Salary-Non Bargaining | 72,001 | 102,930 | 150,646 | **227,360** | 76,714 | 50.92% |
| 510.6200.51101 | Salary-Non Barg-Overtime | 0 | 905 | 2,192 | **2,500** | 308 | 14.05% |
| 510.6200.51190 | Salary-Seasonal | 4,460 | 4,175 | 0 | **0** | 0 | 0.00% |
| 510.6200.51200 | Salary-AFSCME | 205,076 | 165,009 | 159,389 | **191,910** | 32,521 | 20.40% |
| 510.6200.51201 | Salary-AFSCME-Overtime | 2,388 | 3,025 | 4,205 | **5,000** | 795 | 18.91% |
| 510.6200.51500 | PERS | 39,447 | 37,905 | 43,490 | **56,500** | 13,010 | 29.91% |
| 510.6200.51600 | Worker's Compensation | 2,005 | 5,081 | 4,072 | **12,790** | 8,718 | 214.10% |
| 510.6200.51700 | Medicare-City Share | 3,932 | 3,849 | 4,389 | **6,190** | 1,801 | 41.03% |
| 510.6200.51710 | Hospitalization Insurance | 63,270 | 58,310 | 65,615 | **80,630** | 15,015 | 22.88% |
| 510.6200.51750 | Life Insurance | 238 | 239 | 272 | **340** | 68 | 25.00% |
| > | **Sub-Total Personal Services** | **392,817** | **381,428** | **434,270** | **583,220** | **148,950** | **34.30%** |
| | Other: | | | | | | |
| 510.6200.52000 | Travel, Training and Education | 2,876 | 3,395 | 4,235 | **5,100** | 865 | 20.43% |
| 510.6200.52010 | Memberships and Dues | 2,050 | 1,242 | 1,612 | **1,600** | -12 | -0.74% |
| 510.6200.53110 | Utilities-Electric | 156,976 | 162,341 | 160,707 | **174,000** | 13,293 | 8.27% |
| 510.6200.53111 | Utilities-Natural Gas | 66 | 66 | 3,560 | **12,200** | 8,640 | 242.70% |
| 510.6200.53114 | Utilities-Telephone | 2,009 | 2,506 | 2,299 | **3,010** | 711 | 30.93% |
| 510.6200.53250 | Rents and Leases | 0 | 0 | 0 | **100** | 100 | 100.00% |

| =ACCOUNT NUM.#= FND-DEPT-ACCNT | FUND SOURCE, COST CENTER (Dept), CATEGORY>(PS,Other) ACCOUNT DESCRIPTION | 2014 ACTUAL EXPENDED | 2015 ACTUAL EXPENDED | 2016 ACTUAL EXPENDED | 2017 APPROVED BUDGET | 2017 $ $ INC/(DEC) 17Req -16Prj | 2017% % INC/(DEC) 17In(Dc)/16Prj |
|---|---|---|---|---|---|---|---|
| | **510 WATER REVENUE FUND** | | | | | | |
| 510.6200.53300 | Serv.Fees-Professional | 42,875 | 55,833 | 90,623 | **135,000** | 44,377 | 48.97% |
| 510.6200.53361 | Serv.Fees-Bond Counsel | 0 | 0 | 0 | **1,000** | 1,000 | 100.00% |
| 510.6200.53365 | Serv.Fees-Bond Issuance Costs | 0 | 0 | 0 | **0** | 0 | 0.00% |
| 510.6200.53370 | Serv.Fees-EPA Permits | 5,572 | 8,572 | 9,682 | **10,600** | 918 | 9.48% |
| 510.6200.53435 | Contracts-HCWSB-Water Payments | 114,513 | 146,247 | 76,811 | **85,000** | 8,189 | 10.66% |
| 510.6200.53510 | Cnt.Maint.-Vehicles | 440 | 225 | 225 | **1,000** | 775 | 344.44% |
| 510.6200.53520 | Cnt.Maint.-Equipment | 4,298 | 4,369 | 7,365 | **8,140** | 775 | 10.52% |
| 510.6200.53610 | Cnt.Maint.-Buildings & Structures | 905 | 49 | 1,658 | **3,450** | 1,792 | 108.08% |
| 510.6200.53700 | Insurances and Bonding | 5,619 | 6,053 | 6,005 | **6,730** | 725 | 12.07% |
| 510.6200.54100 | Supplies-Office | 0 | 7 | 156 | **400** | 244 | 156.41% |
| 510.6200.54110 | Supplies-Postage/Delivery Charge | 0 | 6 | 34 | **500** | 466 | 1370.59% |
| 510.6200.54200 | Supplies-Operating Materials | 14,442 | 15,390 | 18,883 | **18,800** | -83 | -0.44% |
| 510.6200.54230 | Supplies-Gasoline & Deisel Fuels | 2,934 | 2,528 | 1,923 | **3,000** | 1,077 | 56.01% |
| 510.6200.54240 | Supplies-Chemicals | 166,122 | 150,499 | 146,914 | **166,000** | 19,086 | 12.99% |
| 510.6200.54245 | Supplies-Miex-Resin & Salt | 166,988 | 115,333 | 126,931 | **167,000** | 40,069 | 31.57% |
| 510.6200.54300 | Supplies-Vehicle Parts & Supplies | 773 | 231 | 0 | **850** | 850 | 100.00% |
| 510.6200.54500 | Supplies-Other Equipment | 9,180 | 13,375 | 14,846 | **17,000** | 2,154 | 14.51% |
| 510.6200.54700 | Supplies-Small Tools | 100 | 272 | 0 | **800** | 800 | 100.00% |
| 510.6200.54800 | Supplies-Uniforms | 0 | 1,798 | 1,827 | **2,500** | 673 | 36.84% |
| 510.6200.56000 | Miscellaneous Operating Costs | 429 | 4,029 | 1,367 | **3,000** | 1,633 | 119.46% |
| 510.6200.56900 | Undefined Contingencies | 143 | 0 | 0 | **15,000** | 15,000 | 100.00% |
| 510.6200.57000 | Machinery and Equipment | 33,536 | 7,070 | 52,186 | **42,480** | -9,706 | -18.60% |
| 510.6200.57200 | Building & Improvements | 1,266 | 1,250 | 32,100 | **10,000** | -22,100 | -68.85% |
| 510.6200.58050 | Principal Payment-Bonds-Revenue | 165,868 | 164,997 | 165,772 | **175,000** | 9,228 | 5.57% |
| 510.6200.58550 | Interest Payment-Bonds-Revenue | 146,858 | 149,952 | 138,324 | **139,160** | 836 | 0.60% |
| > | **Sub-Total Other** | **1,046,838** | **1,017,635** | **1,066,045** | **1,208,420** | **142,375** | **13.36%** |
| ** | **Total-6200 Water/Treatment Plant Op.** | **1,439,655** | **1,399,063** | **1,500,315** | **1,791,640** | **291,325** | **19.42%** |
| | **6210 WATER/DISTRIBUTION SYSTEM** | | | | | | |
| | **Personal Services:** | | | | | | |
| 510.6210.51100 | Salary-Non Bargaining | 28,672 | 29,583 | 30,336 | **50,600** | 20,264 | 66.80% |
| 510.6210.51190 | Salary-Seasonal | 0 | 4,032 | 5,280 | **5,200** | -80 | -1.52% |
| 510.6210.51200 | Salary-AFSCME | 230,963 | 209,923 | 211,665 | **240,030** | 28,365 | 13.40% |
| 510.6210.51201 | Salary-AFSCME-Overtime | 17,008 | 13,038 | 7,731 | **15,000** | 7,269 | 94.02% |
| 510.6210.51500 | PERS | 38,802 | 35,994 | 35,716 | **43,530** | 7,814 | 21.88% |
| 510.6210.51600 | Worker's Compensation | 2,068 | 5,045 | 3,700 | **9,330** | 5,630 | 152.16% |
| 510.6210.51700 | Medicare-City Share | 3,839 | 3,568 | 3,562 | **4,520** | 958 | 26.90% |
| 510.6210.51710 | Hospitalization Insurance | 55,980 | 61,226 | 59,143 | **69,540** | 10,397 | 17.58% |
| 510.6210.51750 | Life Insurance | 237 | 230 | 225 | **300** | 75 | 33.33% |
| > | **Sub-Total Personal Services** | **377,569** | **362,639** | **357,358** | **438,050** | **80,692** | **22.58%** |
| | **Other:** | | | | | | |
| 510.6210.52000 | Travel, Training and Education | 2,764 | 3,660 | 2,944 | **6,000** | 3,056 | 103.80% |
| 510.6210.52010 | Memberships and Dues | 386 | 336 | 512 | **1,390** | 878 | 171.48% |
| 510.6210.53110 | Utilities-Electric | 3,203 | 3,279 | 3,504 | **5,000** | 1,496 | 42.69% |
| 510.6210.53111 | Utilities-Natural Gas | 3,277 | 2,229 | 1,456 | **6,000** | 4,544 | 312.09% |
| 510.6210.53113 | Utilities-Water and Sewer | 428 | 498 | 453 | **700** | 247 | 54.53% |
| 510.6210.53114 | Utilities-Telephone | 2,560 | 1,941 | 1,865 | **3,720** | 1,855 | 99.46% |
| 510.6210.53250 | Rents and Leases | 0 | 0 | 0 | **710** | 710 | 100.00% |
| 510.6210.53300 | Serv.Fees-Professional | 29,001 | 33,673 | 31,159 | **117,600** | 86,441 | 277.42% |
| 510.6210.53510 | Cnt.Maint.-Vehicles | 1,320 | 1,408 | 945 | **1,900** | 955 | 101.06% |
| 510.6210.53520 | Cnt.Maint.-Equipment | 780 | 473 | 1,027 | **1,300** | 273 | 26.58% |
| 510.6210.53525 | Cnt.Maint.-Meter Repairs | 0 | 0 | 84 | **1,000** | 916 | 1090.48% |
| 510.6210.53610 | Cnt.Maint.-Buildings & Structures | 2,525 | 831 | 864 | **7,710** | 6,846 | 792.36% |
| 510.6210.53700 | Insurances and Bonding | 11,878 | 12,918 | 12,815 | **14,370** | 1,555 | 12.13% |
| 510.6210.54100 | Supplies-Office | 589 | 777 | 451 | **900** | 449 | 99.56% |
| 510.6210.54110 | Supplies-Postage/Delivery Charge | 0 | 251 | 95 | **400** | 305 | 321.05% |
| 510.6210.54200 | Supplies-Operating Materials | 49,076 | 42,294 | 29,580 | **45,000** | 15,420 | 52.13% |
| 510.6210.54230 | Supplies-Gasoline & Deisel Fuels | 13,609 | 8,361 | 6,591 | **15,400** | 8,809 | 133.65% |
| 510.6210.54300 | Supplies-Vehicle Parts & Supplies | 2,056 | 1,485 | 1,625 | **2,500** | 875 | 53.85% |
| 510.6210.54500 | Supplies-Other Equipment | 876 | 1,212 | 1,917 | **1,850** | -67 | -3.50% |
| 510.6210.54510 | Supplies-Meters & Testing | 15,711 | 13,056 | 12,994 | **15,700** | 2,706 | 20.82% |

| =ACCOUNT NUM.#= FND-DEPT-ACCNT | FUND SOURCE, COST CENTER (Dept), CATEGORY>(PS,Other) ACCOUNT DESCRIPTION | 2014 ACTUAL EXPENDED | 2015 ACTUAL EXPENDED | 2016 ACTUAL EXPENDED | 2017 APPROVED BUDGET | 2017 $ $ INC/(DEC) 17Req -16Prj | 2017% % INC/(DEC) 17In(Dc)/16Prj |
|---|---|---|---|---|---|---|---|
| | **510 WATER REVENUE FUND** | | | | | | |
| 510.6210.54700 | Supplies-Small Tools | 528 | 177 | 1,182 | **1,200** | 18 | 1.52% |
| 510.6210.54800 | Supplies-Uniforms | 1,767 | 1,550 | 1,741 | **2,040** | 299 | 17.17% |
| 510.6210.56000 | Miscellaneous Operating Costs | 533 | 263 | 463 | **700** | 237 | 51.19% |
| 510.6210.57000 | Machinery and Equipment | 20,000 | 5,380 | 0 | **2,000** | 2,000 | 100.00% |
| 510.6210.59000 | Refunds-Miscellaneous | 1,377 | 0 | 0 | **500** | 500 | 100.00% |
| > | **Sub-Total Other** | **164,244** | **136,052** | **114,267** | **255,590** | **141,323** | **123.68%** |
| ** | **Total-6210 Water/Distrubution System** | **541,813** | **498,691** | **471,625** | **693,640** | **222,015** | **47.07%** |
| | 9800 REIMB. ACCOUNTS-SHARED EXPENSES | | | | | | |
| | Other: | | | | | | |
| 510.9800.59110 | Reimb.-Shared Expense | 386,761 | 378,990 | 389,349 | **476,920** | 87,571 | 22.49% |
| 510.9800.59130 | Reimb.-Shr.Ex.(St.Sew.Workers) | 8,577 | 3,579 | 6,840 | **5,000** | -1,840 | -26.90% |
| > | **Sub-Total Other** | **395,338** | **382,569** | **396,189** | **481,920** | **85,731** | **21.64%** |
| ** | **Total-9800 Reimb.Accounts-Shared Ex.** | **395,338** | **382,569** | **396,189** | **481,920** | **85,731** | **21.64%** |
| | 9900 TRANSFER ACCOUNTS | | | | | | |
| | Other: | | | | | | |
| 510.9900.59835 | TR-TO 511 Water Depr. Fund | 318,640 | 189,640 | 127,220 | **686,000** | 558,780 | 439.22% |
| 510.9900.59840 | TR-TO 512 Water Debt Res. Fund | 207,320 | 211,630 | 210,570 | **212,820** | 2,250 | 1.07% |
| 510.9900.59841 | TR-TO 513 Water OWDA Bond Ret. Fund | 64,130 | 64,390 | 34,810 | **19,320** | -15,490 | -44.50% |
| 510.9900.59849 | TR-TO 519 Wtr.Plant Ren.Imp.Fd. | 13,540 | 10,130 | 18,290 | **29,900** | 11,610 | 63.48% |
| > | **Sub-Total Other** | **603,630** | **475,790** | **390,890** | **948,040** | **557,150** | **142.53%** |
| ** | **Total-9900 Transfers** | **603,630** | **475,790** | **390,890** | **948,040** | **557,150** | **142.53%** |
| *** | **TOTAL - 510 WATER REV. FUND** | **2,988,064** | **2,760,710** | **2,759,558** | **3,916,440** | **1,156,882** | **41.92%** |
| | **511 WATER DEP. RES. FUND** | | | | | | |
| | 6210 WATER/DISTRIBUTION SYSTEM | | | | | | |
| | Other: | | | | | | |
| 511.6210.57000 | Machinery and Equipment | 26,856 | 0 | 0 | **0** | 0 | 0.00% |
| 511.6210.57700 | Water Improvements | 86,873 | 141,700 | 190,940 | **686,000** | 495,060 | 259.28% |
| > | **Sub-Total Other** | **113,729** | **141,700** | **190,940** | **686,000** | **495,060** | **259.28%** |
| ** | **Total-6210 Water/Distrubution System** | **113,729** | **141,700** | **190,940** | **686,000** | **495,060** | **259.28%** |
| *** | **TOTAL - 511 WATER DEP. RES.FUND** | **113,729** | **141,700** | **190,940** | **686,000** | **495,060** | **259.28%** |
| | **512 WATER DEBT RESERVE FUND** | | | | | | |
| | 8300 REVENUE FUNDS DEBT SERVICES | | | | | | |
| | Other: | | | | | | |
| 512.8300.58000 | Principal Payment-Bonds-GO | 160,553 | 155,000 | 160,000 | **170,000** | 10,000 | 6.25% |
| 512.8300.58500 | Interest Payment-Bonds-GO | 46,741 | 56,694 | 50,569 | **42,820** | -7,749 | -15.32% |
| > | **Sub-Total Other** | **207,294** | **211,694** | **210,569** | **212,820** | **2,251** | **1.07%** |
| ** | **Total-8300 Rev.Funds Debt Services** | **207,294** | **211,694** | **210,569** | **212,820** | **2,251** | **1.07%** |
| *** | **TOTAL - 512 WATER DEBT RES.FUND** | **207,294** | **211,694** | **210,569** | **212,820** | **2,251** | **1.07%** |

| =ACCOUNT NUM.#= FND-DEPT-ACCNT | FUND SOURCE, COST CENTER (Dept), CATEGORY>(PS,Other) ACCOUNT DESCRIPTION | 2014 ACTUAL EXPENDED | 2015 ACTUAL EXPENDED | 2016 ACTUAL EXPENDED | 2017 APPROVED BUDGET | 2017 $ $ INC/(DEC) 17Req -16Prj | 2017% % INC/(DEC) 17In(Dc)/16Prj |
|---|---|---|---|---|---|---|---|
| | **513 WATER OWDA BOND RETIREMENT FUND** | | | | | | |
| | 8300 REVENUE FUNDS DEBT SERVICES | | | | | | |
| | Other: | | | | | | |
| 513.8300.53410 | County-Auditor Fees | 73 | 84 | 96 | **100** | 4 | 4.17% |
| 513.8300.58200 | Principal Payment-OWDA-Bonds | 48,554 | 52,045 | 34,633 | **15,850** | -18,783 | -54.23% |
| 513.8300.58700 | Interest Payment-OWDA-Bonds | 15,570 | 12,347 | 7,773 | **6,250** | -1,523 | -19.59% |
| > | **Sub-Total Other** | **64,197** | **64,476** | **42,502** | **22,200** | **-20,302** | **-47.77%** |
| ** | **Total-8300 Rev.Funds Debt Services** | **64,197** | **64,476** | **42,502** | **22,200** | **-20,302** | **-47.77%** |
| *** | **TOTAL - 513 WATER OWDA BOND RET.FUND** | **64,197** | **64,476** | **42,502** | **22,200** | **-20,302** | **-47.77%** |
| (1, 2) | **519 WATER PLANT RENOVATION & IMPROVEMENT PROJECT FUND** | | | | | | |
| | 6200 WATER/TREATMENT PLANT OPERATIONS | | | | | | |
| | Personal Services: | | | | | | |
| 519.6200.51100 | Salary-Non Bargaining | 0 | 0 | 0 | **0** | 0 | 0.00% |
| 519.6200.51500 | PERS | 0 | 0 | 0 | **0** | 0 | 0.00% |
| 519.6200.51600 | Worker's Compensation | 0 | 0 | 0 | **0** | 0 | 0.00% |
| 519.6200.51700 | Medicare-City Share | 0 | 0 | 0 | **0** | 0 | 0.00% |
| > | **Sub-Total Personal Services** | **0** | **0** | **0** | **0** | **0** | **0.00%** |
| | Other: | | | | | | |
| 519.6200.53310 | Serv.Fees-Engineering & Design | 243,053 | 189,971 | 574,603 | **105,800** | -468,803 | -81.59% |
| 519.6200.53361 | Serv.Fees-Bond Counsel | 7,500 | 7,500 | 12,750 | **10,000** | -2,750 | -21.57% |
| 519.6200.53365 | Serv.Fees-Bond Issuance Costs | 3,000 | 3,300 | 5,400 | **3,300** | -2,100 | -38.89% |
| 519.6200.57700 | Water Improvements | 22,238 | 0 | 608,566 | **16,362,000** | 15,753,434 | 2588.62% |
| 519.6200.58100 | Principal Payment-Notes-GO | 2,500,000 | 2,500,000 | 2,500,000 | **3,900,000** | 1,400,000 | 56.00% |
| 519.6200.58600 | Interest Payment-Notes-GO | 12,938 | 10,094 | 12,038 | **29,900** | 17,862 | 148.38% |
| > | **Sub-Total Other** | **2,788,729** | **2,710,865** | **3,713,357** | **20,411,000** | **16,697,643** | **449.66%** |
| ** | **Total-6200 Water/Treatment Plant Operati** | **2,788,729** | **2,710,865** | **3,713,357** | **20,411,000** | **16,697,643** | **449.66%** |
| | 9800 REIMB. ACCOUNTS-SHARED EXPENSES | | | | | | |
| | Other: | | | | | | |
| 519.9800.59130 | Reimb.-Shr.Ex.-Project Engineer | 0 | 0 | 0 | **71,100** | 71,100 | 100.00% |
| > | **Sub-Total Other** | **0** | **0** | **0** | **71,100** | **71,100** | **100.00%** |
| ** | **Total-9800 Reimb.Accounts-Shared Ex.** | **0** | **0** | **0** | **71,100** | **71,100** | **100.00%** |
| *** | **TOTAL - 519 WATER PLANT REN.& IMP.FUND** | **2,788,729** | **2,710,865** | **3,713,357** | **20,482,100** | **16,768,743** | **451.58%** |

**NOTES: (1) New Fund in 2012 to account for the Design and Build of a New Water Plant. Funded by Debt Note Issuance.**
**(2) Total projected overall Funding for Project starting in 2012 to projected finish is $21,400,000 from EPA-DEFA WSRLA funds.**

| | | | | | | | |
|---|---|---|---|---|---|---|---|
| | **520 SEWER (WWT) REVENUE FUND** | | | | | | |
| | 1520 FINANCE/UTILITY BILLING COLLECTION | | | | | | |
| | Other: | | | | | | |
| 520.1520.57000 | Machinery and Equipment | 974 | 4,597 | 539 | **1,000** | 461 | 85.53% |
| 520.1520.57200 | Buildings & Improvements | 6,654 | 0 | 0 | **200** | 200 | 100.00% |
| > | **Sub-Total Other** | **7,628** | **4,597** | **539** | **1,200** | **661** | **122.63%** |
| (1) ** | **Total-1520 Finance/Utility Billing Coll.** | **7,628** | **4,597** | **539** | **1,200** | **661** | **122.63%** |

**NOTES: (1) CIP Utility Items Funded, % Allocatlion Listed is Fund (%) of Total CIP Request:**
**500 Elec. 50%; 510 Wat. 20%; 520 Sew. 20%; 560 San. 10%, Net 0% to 100 GF.**

| =ACCOUNT NUM.#= FND-DEPT-ACCNT | FUND SOURCE, COST CENTER (Dept), CATEGORY>(PS,Other) ACCOUNT DESCRIPTION | 2014 ACTUAL EXPENDED | 2015 ACTUAL EXPENDED | 2016 ACTUAL EXPENDED | 2017 APPROVED BUDGET | 2017 $ $ INC/(DEC) 17Req -16Prj | 2017% % INC/(DEC) 17In(Dc)/16Prj |
|---|---|---|---|---|---|---|---|
| | **520 SEWER (WWT) REVENUE FUND** | | | | | | |
| | 6300 SEWER (WWT)/TREATMENT PLANT OPER. | | | | | | |
| | Personal Services: | | | | | | |
| 520.6300.51100 | Salary-Non Bargaining | 75,558 | 156,150 | 136,829 | **167,740** | 30,911 | 22.59% |
| 520.6300.51101 | Salary-Non Barg-Overtime | 0 | 1,811 | 1,194 | **2,500** | 1,306 | 109.38% |
| 520.6300.51200 | Salary-AFSCME *(1)* | 215,037 | 167,488 | 169,332 | **286,990** | 117,658 | 69.48% |
| 520.6300.51201 | Salary-AFSCME-Overtime | 6,853 | 5,078 | 5,947 | **9,000** | 3,053 | 51.34% |
| 520.6300.51500 | PERS | 41,569 | 41,691 | 43,433 | **62,030** | 18,597 | 42.82% |
| 520.6300.51600 | Worker's Compensation | 1,988 | 5,145 | 4,206 | **13,980** | 9,774 | 232.38% |
| 520.6300.51700 | Medicare-City Share | 2,200 | 2,483 | 3,449 | **5,930** | 2,481 | 71.93% |
| 520.6300.51710 | Hospitalization Insurance | 54,881 | 64,545 | 51,271 | **96,310** | 45,039 | 87.84% |
| 520.6300.51750 | Life Insurance | 237 | 241 | 251 | **390** | 139 | 55.38% |
| > | **Sub-Total Personal Services** | **398,323** | **444,632** | **415,912** | **644,870** | **228,958** | **55.05%** |

**NOTES: (1) In 2017 Council Approved two (2) new postions for sucession planning, may keep one position as additional staffing.**

| | | | | | | | |
|---|---|---|---|---|---|---|---|
| | Other: | | | | | | |
| 520.6300.52000 | Travel, Training and Education | 1,615 | 1,312 | 2,872 | **2,950** | 78 | 2.72% |
| 520.6300.52010 | Memberships and Dues | 1,245 | 349 | 450 | **550** | 100 | 22.22% |
| 520.6300.53110 | Utilities-Electric | 92,288 | 98,197 | 102,084 | **126,000** | 23,916 | 23.43% |
| 520.6300.53112 | Utilities-Fuel Oil | 9,366 | 6,000 | 7,477 | **7,500** | 23 | 0.31% |
| 520.6300.53113 | Utilities-Water and Sewer | 21,319 | 22,281 | 26,427 | **36,750** | 10,323 | 39.06% |
| 520.6300.53114 | Utilities-Telephone | 2,099 | 1,720 | 1,855 | **2,950** | 1,095 | 59.03% |
| 520.6300.53250 | Rents and Leases | 0 | 0 | 47 | **300** | 253 | 538.30% |
| 520.6300.53300 | Serv.Fees-Professional | 8,811 | 6,497 | 6,612 | **10,040** | 3,428 | 51.85% |
| 520.6300.53360 | Serv.Fees-Legal Expense | 0 | 0 | 0 | **1,000** | 1,000 | 100.00% |
| 520.6300.53361 | Serv.Fees-Bond Counsel | 0 | 0 | 0 | **2,000** | 2,000 | 100.00% |
| 520.6300.53365 | Serv.Fees-Bond Issuance Costs | 2,640 | 2,640 | 2,640 | **2,800** | 160 | 6.06% |
| 520.6300.53370 | Serv.Fees-EPA Permits | 6,295 | 6,992 | 6,282 | **7,420** | 1,138 | 18.12% |
| 520.6300.53400 | Contract Services | 895 | 123 | 233 | **1,600** | 1,367 | 586.70% |
| 520.6300.53510 | Cnt.Maint.-Vehicles | 260 | 383 | 716 | **1,000** | 284 | 39.66% |
| 520.6300.53520 | Cnt.Maint.-Equipment | 1,120 | 3,090 | 2,499 | **5,800** | 3,301 | 132.09% |
| 520.6300.53610 | Cnt.Maint.-Buildings & Structures | 0 | 0 | 149 | **1,000** | 851 | 571.14% |
| 520.6300.53700 | Insurances and Bonding | 7,607 | 8,215 | 8,150 | **8,700** | 550 | 6.75% |
| 520.6300.54100 | Supplies-Office | 0 | 0 | 54 | **500** | 446 | 825.93% |
| 520.6300.54110 | Supplies-Postage/Delivery Charge | 19 | 27 | 34 | **300** | 266 | 782.35% |
| 520.6300.54200 | Supplies-Operating Materials | 10,876 | 10,773 | 9,274 | **14,000** | 4,726 | 50.96% |
| 520.6300.54230 | Supplies-Gasoline & Deisel Fuels | 5,660 | 3,572 | 2,827 | **6,000** | 3,173 | 112.24% |
| 520.6300.54240 | Supplies-Chemicals | 89,194 | 72,280 | 82,777 | **102,060** | 19,283 | 23.30% |
| 520.6300.54300 | Supplies-Vehicle Parts & Supplies | 560 | 295 | 500 | **2,000** | 1,500 | 300.00% |
| 520.6300.54500 | Supplies-Other Equipment | 16,515 | 16,717 | 15,220 | **20,000** | 4,780 | 31.41% |
| 520.6300.54700 | Supplies-Small Tools | 1,121 | 605 | 908 | **1,200** | 292 | 32.16% |
| 520.6300.54800 | Supplies-Uniforms | 2,373 | 1,903 | 1,696 | **2,200** | 504 | 29.72% |
| 520.6300.56000 | Miscellaneous Operating Costs | 1,078 | 132 | 241 | **2,000** | 1,759 | 729.88% |
| 520.6300.56900 | Undefined Contingencies | 0 | 0 | 0 | **30,000** | 30,000 | 100.00% |
| 520.6300.57000 | Machinery and Equipment | 140,200 | 92,646 | 53,656 | **275,800** | 222,144 | 414.02% |
| 520.6300.57200 | Buildings & Improvements | 2,634 | 13,724 | 607 | **262,960** | 262,353 | 43221.25% |
| 520.6300.58050 | Principal Payment-Bonds-Revenue | 330,417 | 335,833 | 346,667 | **365,000** | 18,333 | 5.29% |
| 520.6300.58550 | Interest Payment-Bonds-Revenue | 247,142 | 238,886 | 240,256 | **220,520** | -19,736 | -8.21% |
| > | **Sub-Total Other** | **1,003,349** | **945,192** | **923,210** | **1,522,900** | **599,690** | **64.96%** |
| ** | **Total-6300 Sewer (WWT) Trmt. Plnt.Op.** | **1,401,672** | **1,389,824** | **1,339,122** | **2,167,770** | **828,648** | **61.88%** |
| | 6310 SEWER (WWT)/COLLECTION SYSTEM | | | | | | |
| | Personal Services: | | | | | | |
| 520.6310.51100 | Salary-Non Bargaining | 28,672 | 29,583 | 30,336 | **50,600** | 20,264 | 66.80% |
| 520.6310.51500 | PERS | 4,006 | 4,131 | 4,243 | **7,080** | 2,837 | 66.86% |
| 520.6310.51600 | Worker's Compensation | 228 | 557 | 464 | **1,510** | 1,046 | 225.43% |
| 520.6310.51700 | Medicare-City Share | 404 | 415 | 423 | **730** | 307 | 72.58% |
| 520.6310.51710 | Hospitalization Insurance | 4,040 | 5,116 | 3,865 | **7,440** | 3,575 | 92.50% |
| 520.6310.51750 | Life Insurance | 24 | 22 | 23 | **50** | 27 | 117.39% |
| > | **Sub-Total Personal Services** | **37,374** | **39,824** | **39,354** | **67,410** | **28,056** | **71.29%** |

| =ACCOUNT NUM.#= FND-DEPT-ACCNT | FUND SOURCE, COST CENTER (Dept), CATEGORY>(PS,Other) ACCOUNT DESCRIPTION | 2014 ACTUAL EXPENDED | 2015 ACTUAL EXPENDED | 2016 ACTUAL EXPENDED | *2017 APPROVED BUDGET* | 2017 $ $ INC/(DEC) 17Req -16Prj | 2017% % INC/(DEC) 17In(Dc)/16Prj |
|---|---|---|---|---|---|---|---|
| | **520 SEWER (WWT) REVENUE FUND** | | | | | | |
| | Other: | | | | | | |
| 520.6310.52000 | Travel, Training and Education | 1,568 | 1,706 | 2,136 | **5,710** | 3,574 | 167.32% |
| 520.6310.52010 | Memberships and Dues | 118 | 261 | 90 | **530** | 440 | 488.89% |
| 520.6310.53110 | Utilities-Electric | 19,942 | 22,000 | 22,674 | **25,000** | 2,326 | 10.26% |
| 520.6310.53111 | Utilities-Natural Gas | 2,454 | 1,673 | 1,092 | **4,500** | 3,408 | 312.09% |
| 520.6310.53113 | Utilities-Water and Sewer | 311 | 357 | 521 | **550** | 29 | 5.57% |
| 520.6310.53114 | Utilities-Telephone | 390 | 346 | 320 | **1,090** | 770 | 240.63% |
| 520.6310.53250 | Rents and Leases | 0 | 0 | 0 | **460** | 460 | 100.00% |
| 520.6310.53300 | Serv.Fees-Professional | 13,644 | 6,766 | 1,625 | **17,900** | 16,275 | 1001.54% |
| 520.6310.53461 | Contracts-Landfill Charges | 782 | 0 | 890 | **1,200** | 310 | 34.83% |
| 520.6310.53520 | Cnt.Maint.-Equipment | 180 | 1,455 | 1,091 | **1,100** | 9 | 0.82% |
| 520.6310.53610 | Cnt.Maint.-Buildings & Structures | 1,102 | 726 | 705 | **5,910** | 5,205 | 738.30% |
| 520.6310.53700 | Insurances and Bonding | 8,335 | 9,065 | 8,993 | **10,080** | 1,087 | 12.09% |
| 520.6310.53710 | Insurances-Claims Deductible | 0 | 0 | 0 | **1,000** | 1,000 | 100.00% |
| 520.6310.54110 | Supplies-Postage/Delivery Charge | 22 | 0 | 0 | **60** | 60 | 100.00% |
| 520.6310.54200 | Supplies-Operating Materials | 3,437 | 5,734 | 2,125 | **10,000** | 7,875 | 370.59% |
| 520.6310.54500 | Supplies-Other Equipment | 951 | 3,273 | 1,919 | **5,000** | 3,081 | 160.55% |
| 520.6310.54700 | Supplies-Small Tools | 0 | 600 | 0 | **600** | 600 | 100.00% |
| 520.6310.54800 | Supplies-Uniforms | 1,224 | 753 | 682 | **820** | 138 | 20.23% |
| 520.6310.56000 | Miscellaneous Operating Costs | 0 | 45 | 45 | **500** | 455 | 1011.11% |
| 520.6310.57000 | Machinery and Equipment | 10,679 | 5,380 | 0 | **0** | 0 | 0.00% |
| 520.6310.59000 | Refunds-Miscellaneous | 180 | 0 | 0 | **500** | 500 | 100.00% |
| > | **Sub-Total Other** | **65,319** | **60,140** | **44,908** | **92,510** | **47,602** | **106.00%** |
| ** | **Total-6310 Sewer (WWT)/Col. Sys.** | **102,693** | **99,964** | **84,262** | **159,920** | **75,658** | **89.79%** |
| | 6311 SEWER (WWT)/CLEANING & IMP.(SSO & CSO) | | | | | | |
| | Personal Services: | | | | | | |
| 520.6311.51200 | Salary-AFSCME | 85,037 | 92,766 | 98,498 | **110,060** | 11,562 | 11.74% |
| 520.6311.51201 | Salary-AFSCME-Overtime | 5,589 | 4,059 | 2,203 | **4,500** | 2,297 | 104.27% |
| 520.6311.51500 | PERS | 12,654 | 13,461 | 14,296 | **16,040** | 1,744 | 12.20% |
| 520.6311.51600 | Worker's Compensation | 551 | 1,631 | 1,355 | **3,440** | 2,085 | 153.87% |
| 520.6311.51700 | Medicare-City Share | 1,244 | 1,311 | 1,379 | **1,680** | 301 | 21.83% |
| 520.6311.51710 | Hospitalization Insurance | 26,496 | 26,760 | 25,877 | **29,630** | 3,753 | 14.50% |
| 520.6311.51750 | Life Insurance | 86 | 86 | 83 | **100** | 17 | 20.48% |
| > | **Sub-Total Personal Services** | **131,657** | **140,074** | **143,691** | **165,450** | **21,759** | **15.14%** |
| | Other: | | | | | | |
| 520.6311.54200 | Supplies-Operating Materials | 3,416 | 3,073 | 2,030 | **4,700** | 2,670 | 131.53% |
| 520.6311.54230 | Supplies-Gasoline & Deisel Fuels | 4,951 | 3,040 | 3,032 | **6,000** | 2,968 | 97.89% |
| 520.6311.54300 | Supplies-Vehicle Parts & Supplies | 12 | 3,544 | 0 | **1,000** | 1,000 | 100.00% |
| 520.6311.54500 | Supplies-Other Equipment | 0 | 245 | 0 | **500** | 500 | 100.00% |
| 520.6311.54700 | Supplies-Small Tools | 0 | 343 | 0 | **650** | 650 | 100.00% |
| 520.6311.57000 | Machinery and Equipment | 0 | 2,690 | 0 | **0** | 0 | 0.00% |
| 520.6311.57800 | Sanitary Sewer Improvements | 5,434 | 0 | 2,500 | **25,000** | 22,500 | 900.00% |
| > | **Sub-Total Other** | **13,813** | **12,935** | **7,562** | **37,850** | **30,288** | **400.53%** |
| ** | **Total-6311 Sewer (WWT)/Cleaning & Imp.** | **145,470** | **153,009** | **151,253** | **203,300** | **52,047** | **34.41%** |
| | 9800 REIMB. ACCOUNTS-SHARED EXPENSES | | | | | | |
| | Other: | | | | | | |
| 520.9800.59110 | Reimb.-Shared Expense | 416,661 | 409,908 | 416,929 | **522,410** | 105,481 | 25.30% |
| 520.9800.59130 | Reimb.-Shr.Ex.(Str.Sew.Workers) | 15,453 | 17,714 | 15,880 | **25,000** | 9,120 | 57.43% |
| > | **Sub-Total Other** | **432,114** | **427,622** | **432,809** | **547,410** | **114,601** | **26.48%** |
| ** | **Total-9800 Reimb.Accounts-Shared Ex.** | **432,114** | **427,622** | **432,809** | **547,410** | **114,601** | **26.48%** |

| =ACCOUNT NUM.#= FND-DEPT-ACCNT | FUND SOURCE, COST CENTER (Dept), CATEGORY>(PS,Other) ACCOUNT DESCRIPTION | 2014 ACTUAL EXPENDED | 2015 ACTUAL EXPENDED | 2016 ACTUAL EXPENDED | 2017 APPROVED BUDGET | 2017 $ $ INC/(DEC) 17Req -16Prj | 2017% % INC/(DEC) 17In(Dc)/16Prj |
|---|---|---|---|---|---|---|---|
| | **520 SEWER (WWT) REVENUE FUND** | | | | | | |
| | 9900 TRANSFER ACCOUNTS | | | | | | |
| | Other: | | | | | | |
| 520.9900.59560 | TR-TO 523 OWDA SA Retirement Fund | 93,780 | 93,770 | 93,770 | **87,950** | -5,820 | -6.21% |
| 520.9900.59583 | TR-TO 438 Scott Street Improvement Projec | 0 | 0 | 0 | **0** | 0 | 0.00% |
| 520.9900.59855 | TR-TO 521 Sew.Rep.&Imp.Fd. | 1,205,000 | 679,000 | 1,933,290 | **1,727,600** | -205,690 | -10.64% |
| 520.9900.59865 | TR-TO 522 Sewer Res. Fund | 364,390 | 449,840 | 450,100 | **466,390** | 16,290 | 3.62% |
| > | **Sub-Total Other** | **1,663,170** | **1,222,610** | **2,477,160** | **2,281,940** | **-195,220** | **-7.88%** |
| ** | **Total-9900 Transfers** | **1,663,170** | **1,222,610** | **2,477,160** | **2,281,940** | **-195,220** | **-7.88%** |
| *** | **TOTAL - 520 SEWER (WWT) REV.FUND** | **3,752,747** | **3,297,626** | **4,485,145** | **5,361,540** | **876,395** | **19.54%** |
| | **521 SEWER REPLACE.&IMP. FUND** | | | | | | |
| | 6310 SEWER (WWT)/COLLECTION SYSTEM | | | | | | |
| | Other: | | | | | | |
| 521.6310.57500 | Street Improvements | 21,040 | 123,465 | 248,518 | **635,000** | 386,482 | 155.51% |
| 521.6310.57700 | Water Improvements | 561 | 0 | 0 | **161,000** | 161,000 | 100.00% |
| 521.6310.57800 | Sanitary Sewer Improvements | 562,780 | 1,391,325 | 1,121,221 | **953,000** | -168,221 | -15.00% |
| 521.6310.57810 | Sewer Lateral Improvements | 41,816 | 43,000 | 50,042 | **50,000** | -42 | -0.08% |
| 521.6310.57900 | Storm Sewer Improvements | 70,500 | 494,250 | 224,165 | **303,500** | 79,335 | 35.39% |
| > | **Sub-Total Other** | **696,697** | **2,052,040** | **1,643,946** | **2,102,500** | **458,554** | **27.89%** |
| ** | **Total-6310 Sewer (WWT)/Col. Sys.** | **696,697** | **2,052,040** | **1,643,946** | **2,102,500** | **458,554** | **27.89%** |
| *** | **TOTAL - 521 SEWER REP. & IMP.FUND** | **696,697** | **2,052,040** | **1,643,946** | **2,102,500** | **458,554** | **27.89%** |
| | **522 SEWER UTILITY RESERVE FUND** | | | | | | |
| | 8800 STATE & EPA LOANS DEBT SERVICES | | | | | | |
| | Other: | | | | | | |
| 522.8800.58400 | Principal Payment-OPWC State Loans | 28,684 | 28,684 | 28,684 | **28,690** | 6 | 0.02% |
| 522.8800.58470 | Principal Payment-WPCLF State Loans | 356,763 | 361,241 | 364,862 | **368,520** | 3,658 | 1.00% |
| 522.8800.58970 | Interest Payment-WPCLF State Loans | 65,931 | 61,453 | 57,832 | **54,180** | -3,652 | -6.31% |
| > | **Sub-Total Other** | **451,378** | **451,378** | **451,378** | **451,390** | **12** | **0.00%** |
| ** | **Total-8800 State & EPA Loans Debt Servic** | **451,378** | **451,378** | **451,378** | **451,390** | **12** | **0.00%** |
| *** | **TOTAL - 522 SEWER DEBT UTY.RES.FUND** | **451,378** | **451,378** | **451,378** | **451,390** | **12** | **0.00%** |
| | **523 OWDA SA DEBT RET. FUND** | | | | | | |
| | 8600 SPECIAL ASSESS. DEBT SERVICES (OWDA) | | | | | | |
| | Other: | | | | | | |
| 523.8600.53410 | County-Auditor Fees | 522 | 725 | 598 | **700** | 102 | 17.06% |
| 523.8600.58200 | Principal Payment-OWDA-Bonds | 64,800 | 68,503 | 71,613 | **74,870** | 3,257 | 4.55% |
| 523.8600.58700 | Interest Payment-OWDA-Bonds | 43,180 | 39,477 | 30,286 | **29,510** | -776 | -2.56% |
| > | **Sub-Total Other** | **108,502** | **108,705** | **102,497** | **105,080** | **2,583** | **2.52%** |
| ** | **Total-8600 SA Debt Services (OWDA)** | **108,502** | **108,705** | **102,497** | **105,080** | **2,583** | **2.52%** |
| *** | **TOTAL - 523 OWDA SA DEBT RET.FD.** | **108,502** | **108,705** | **102,497** | **105,080** | **2,583** | **2.52%** |

| =ACCOUNT NUM.#= FND-DEPT-ACCNT | FUND SOURCE, COST CENTER (Dept), CATEGORY>(PS,Other) ACCOUNT DESCRIPTION | 2014 ACTUAL EXPENDED | 2015 ACTUAL EXPENDED | 2016 ACTUAL EXPENDED | 2017 APPROVED BUDGET | 2017 $ $ INC/(DEC) 17Req -16Prj | 2017% % INC/(DEC) 17In(Dc)/16Prj |
|---|---|---|---|---|---|---|---|
| | **560 SANITATION (REFUSE) REV. FUND** | | | | | | |
| | 1520 FINANCE/UTILITY BILLING COLLECTION | | | | | | |
| | Other: | | | | | | |
| 560.1520.57000 | Machinery and Equipment | 487 | 2,298 | 270 | **500** | 230 | 85.19% |
| 560.1520.57200 | Buildings & Improvements | 3,327 | 0 | 0 | **100** | 100 | 100.00% |
| > | **Sub-Total Other** | **3,814** | **2,298** | **270** | **600** | **330** | **122.22%** |
| (1) ** | **Total-1520 Finance/Utility Billing Coll.** | **3,814** | **2,298** | **270** | **600** | **330** | **122.22%** |
| NOTES: (1) CIP Utility Items Funded, % Allocatlion Listed is Fund (%) of Total CIP Request: 500 Elec. 50%; 510 Wat. 20%; 520 Sew. 20%; 560 San. 10%, Net 0% to 100 GF. | | | | | | | |
| | 6400 SANITATION /COLLECTION & DISPOSAL | | | | | | |
| | Personal Services: | | | | | | |
| 560.6400.51100 | Salary-Non Bargaining | 25,382 | 25,972 | 26,442 | **46,410** | 19,968 | 75.52% |
| 560.6400.51101 | Salary-Non Barg-Overtime | 0 | 0 | 0 | **100** | 100 | 100.00% |
| 560.6400.51200 | Salary-AFSCME | 69,557 | 69,531 | 71,813 | **82,790** | 10,977 | 15.29% |
| 560.6400.51201 | Salary-AFSCME-Overtime | 1,518 | 3,045 | 1,547 | **3,500** | 1,953 | 126.24% |
| 560.6400.51500 | PERS | 13,506 | 13,757 | 13,975 | **18,590** | 4,615 | 33.02% |
| 560.6400.51600 | Worker's Compensation (1) | 856 | 2,819 | 2,419 | **6,390** | 3,971 | 164.16% |
| 560.6400.51700 | Medicare-City Share | 1,314 | 1,358 | 1,352 | **1,920** | 568 | 42.01% |
| 560.6400.51710 | Hospitalization Insurance | 30,133 | 25,732 | 30,431 | **43,250** | 12,819 | 42.12% |
| 560.6400.51750 | Life Insurance | 97 | 97 | 90 | **140** | 50 | 55.56% |
| > | **Sub-Total Personal Services** | **142,363** | **142,311** | **148,069** | **203,090** | **55,021** | **37.16%** |
| NOTES: (1) Workers Compensation includes $2,400 to cover CCNO Court Workers. | | | | | | | |
| | Other: | | | | | | |
| 560.6400.52000 | Travel, Training and Education | 445 | 0 | 0 | **100** | 100 | 100.00% |
| 560.6400.53110 | Utilities-Electric | 838 | 820 | 876 | **1,100** | 224 | 25.57% |
| 560.6400.53111 | Utilities-Natural Gas | 819 | 559 | 364 | **1,000** | 636 | 174.73% |
| 560.6400.53113 | Utilities-Water and Sewer | 202 | 119 | 113 | **300** | 187 | 165.49% |
| 560.6400.53114 | Utilities-Telephone | 356 | 460 | 337 | **1,140** | 803 | 238.28% |
| 560.6400.53300 | Serv.Fees-Professional | 480 | 225 | 225 | **800** | 575 | 255.56% |
| 560.6400.53461 | Contracts-Landfill Charges | 50,015 | 51,725 | 54,827 | **75,000** | 20,173 | 36.79% |
| 560.6400.53510 | Cnt.Maint.-Vehicles | 1,760 | 1,321 | 1,893 | **7,500** | 5,607 | 296.20% |
| 560.6400.53610 | Cnt.Maint.-Buildings & Structures | 1,243 | 516 | 360 | **3,010** | 2,650 | 736.11% |
| 560.6400.53700 | Insurances and Bonding | 8,465 | 9,207 | 9,133 | **10,200** | 1,067 | 11.68% |
| 560.6400.53710 | Insurances-Claims Deductible | 0 | 0 | 0 | **500** | 500 | 100.00% |
| 560.6400.54200 | Supplies-Operating Materials | 1,785 | 1,657 | 4,640 | **6,500** | 1,860 | 40.09% |
| 560.6400.54230 | Supplies-Gasoline & Deisel Fuels | 19,948 | 14,088 | 11,379 | **28,130** | 16,751 | 147.21% |
| 560.6400.54300 | Supplies-Vehicle Parts & Supplies | 917 | 1,865 | 6,074 | **11,180** | 5,106 | 84.06% |
| 560.6400.54700 | Supplies-Small Tools | 0 | 0 | 0 | **50** | 50 | 100.00% |
| 560.6400.54800 | Supplies-Uniforms | 794 | 676 | 726 | **820** | 94 | 12.95% |
| 560.6400.56000 | Miscellaneous Operating Costs | 269 | 279 | 253 | **500** | 247 | 97.63% |
| 560.6400.57000 | Machinery & Equipment | 2,420 | 0 | 0 | **0** | 0 | 0.00% |
| 560.6400.59000 | Refunds-Miscellaneous | 90 | 0 | 0 | **200** | 200 | 100.00% |
| 560.6400.59160 | Reimb.-Direct Salary & Fringes | 140 | 2,863 | 5,152 | **4,500** | -652 | -12.66% |
| > | **Sub-Total Other** | **90,986** | **86,380** | **96,352** | **152,530** | **56,178** | **58.30%** |
| ** | **Total-6400 Sanitation Coll. & Disposal** | **233,349** | **228,691** | **244,421** | **355,620** | **111,199** | **45.49%** |
| (1) | 6410 SANITATION/SRS-SEASONAL PICKUP PROGRAM | | | | | | |
| | Other: | | | | | | |
| 560.6410.53300 | Serv.Fees-Professional | 14,548 | 21,976 | 12,991 | **17,200** | 4,209 | 32.40% |
| 560.6410.53461 | Contracts-Landfill Charges | 22,503 | 21,238 | 21,303 | **25,000** | 3,697 | 17.35% |
| 560.6410.54200 | Supplies-Operating Materials | 0 | 0 | 263 | **350** | 87 | 33.08% |
| 560.6410.59160 | Reimb.-Direct Salary & Fringes | 16,731 | 14,784 | 16,452 | **20,000** | 3,548 | 21.57% |
| > | **Sub-Total Other** | **53,782** | **57,998** | **51,009** | **62,550** | **11,541** | **22.63%** |
| ** | **TOTAL-6410 San./SRS-Seasonal Pickkup** | **53,782** | **57,998** | **51,009** | **62,550** | **11,541** | **22.63%** |
| NOTES: (1) Special Services Split between Unlimited Pickup, Yard Site Operations and Mosquito Control Services. Salaries & Fringes on a Reimbursable Basis. | | | | | | | |

| =ACCOUNT NUM.#= FND-DEPT-ACCNT | FUND SOURCE, COST CENTER (Dept), CATEGORY>(PS,Other) ACCOUNT DESCRIPTION | 2014 ACTUAL EXPENDED | 2015 ACTUAL EXPENDED | 2016 ACTUAL EXPENDED | *2017 APPROVED BUDGET* | 2017 $ $ INC/(DEC) 17Req -16Prj | 2017% % INC/(DEC) 17In(Dc)/16Prj |
|---|---|---|---|---|---|---|---|
| | **560 SANITATION (REFUSE) REV. FUND** | | | | | | |
| (1) | 6411 SANITATION/SRS-YARD WASTE SITE OPER. | | | | | | |
| | Other: | | | | | | |
| 560.6411.53300 | Serv.Fees-Professional | 34,695 | 33,417 | 52,194 | **52,050** | -144 | -0.28% |
| 560.6411.53520 | Cnt.Maint.-Equipment | 0 | 0 | 0 | **250** | 250 | 100.00% |
| 560.6411.59160 | Reimb.-Direct Salary & Fringes | 8,122 | 10,008 | 9,213 | **13,500** | 4,287 | 46.53% |
| > | **Sub-Total Other** | **42,817** | **43,425** | **61,407** | **65,800** | **4,393** | **7.15%** |
| ** | **TOTAL-6411 San./SRS Yard Waste Site** | **42,817** | **43,425** | **61,407** | **65,800** | **4,393** | **7.15%** |
| **NOTES: (1) Special Services Split between Unlimited Pickup, Yard Site Operations and Mosquito Control Services. Salaries & Fringes on a Reimbursable Basis.** | | | | | | | |
| (1) | 6412 SANITATION/SRS-MOSQUITO CONTROL | | | | | | |
| | Other: | | | | | | |
| 560.6412.52000 | Travel, Training and Education | 50 | 0 | 75 | **400** | 325 | 433.33% |
| 560.6412.52010 | Memberships and Dues | 245 | 175 | 210 | **340** | 130 | 61.90% |
| 560.6412.53520 | Cnt.Maint.-Equipment | 0 | 0 | 123 | **300** | 177 | 143.90% |
| 560.6412.54200 | Supplies-Operating Materials | 0 | 0 | 0 | **100** | 100 | 100.00% |
| 560.6412.54240 | Supplies-Chemicals | 15,983 | 43,114 | 60,322 | **91,530** | 31,208 | 51.74% |
| 560.6412.59160 | Reimb.-Direct Salary & Fringes | 3,803 | 5,835 | 5,695 | **6,200** | 505 | 8.87% |
| > | **Sub-Total Other** | **20,081** | **49,124** | **66,425** | **98,870** | **32,445** | **48.84%** |
| ** | **TOTAL-6412 San./SRS Mosquito Control** | **20,081** | **49,124** | **66,425** | **98,870** | **32,445** | **48.84%** |
| **NOTES: (1) Special Services Split between Unlimited Pickup, Yard Site Operations and Mosquito Control Services. Salaries & Fringes on a Reimbursable Basis.** | | | | | | | |
| | 6420 SANITATION/RECYCLING PROGRAMS | | | | | | |
| | Personal Services: | | | | | | |
| 560.6420.51200 | Salary-AFSCME | 44,398 | 43,572 | 45,295 | **44,840** | -455 | -1.00% |
| 560.6420.51201 | Salary-AFSCME-Overtime | 2,514 | 2,239 | 1,970 | **4,500** | 2,530 | 128.43% |
| 560.6420.51500 | PERS | 6,381 | 6,428 | 6,431 | **6,910** | 479 | 7.45% |
| 560.6420.51600 | Worker's Compensation (1) | 125 | 799 | 728 | **1,990** | 1,262 | 173.35% |
| 560.6420.51700 | Medicare-City Share | 621 | 609 | 636 | **720** | 84 | 13.21% |
| 560.6420.51710 | Hospitalization Insurance | 14,284 | 12,781 | 16,551 | **18,520** | 1,969 | 11.90% |
| 560.6420.51750 | Life Insurance | 43 | 43 | 42 | **50** | 8 | 19.05% |
| > | **Sub-Total Personal Services** | **68,366** | **66,471** | **71,653** | **77,530** | **5,877** | **8.20%** |
| **NOTES: (1) Workers Compensation includes $500 to cover CCNO Court Workers.** | | | | | | | |
| | Other: | | | | | | |
| 560.6420.53460 | Contracts-Recycling & Sorting | 24,125 | 26,184 | 27,745 | **32,000** | 4,255 | 15.34% |
| 560.6420.53510 | Cnt.Maint.-Vehicles | 580 | 1,362 | 158 | **3,500** | 3,342 | 2115.19% |
| 560.6420.53810 | Legal Advertising | 0 | 0 | 0 | **500** | 500 | 100.00% |
| 560.6420.54200 | Supplies-Operating Materials | 5,047 | 5,457 | 9,384 | **10,000** | 616 | 6.56% |
| 560.6420.54230 | Supplies-Gasoline & Diesel | 13,369 | 9,020 | 8,688 | **16,500** | 7,812 | 89.92% |
| 560.6420.54300 | Supplies-Vehicle Parts & Supplies | 381 | 3,960 | 8 | **3,800** | 3,792 | 47400.00% |
| 560.6420.54800 | Supplies-Uniforms | 351 | 359 | 188 | **410** | 222 | 118.09% |
| 560.6420.59160 | Reimb.-Direct Salary & Fringes | 468 | 1,811 | 4,835 | **4,100** | -735 | -15.20% |
| > | **Sub-Total Other** | **44,321** | **48,153** | **51,006** | **70,810** | **19,804** | **38.83%** |
| ** | **Total-6420 Sanitation/Recycling Programs** | **112,687** | **114,624** | **122,659** | **148,340** | **25,681** | **20.94%** |
| | 9800 REIMB. ACCOUNTS-SHARED EXPENSES | | | | | | |
| | Other: | | | | | | |
| 560.9800.59110 | Reimb.-Shared Expense | 172,266 | 165,220 | 185,236 | **149,450** | -35,786 | -19.32% |
| > | **Sub-Total Other** | **172,266** | **165,220** | **185,236** | **149,450** | **-35,786** | **-19.32%** |
| ** | **Total-9800 Reimb.Accounts-Shared Ex.** | **172,266** | **165,220** | **185,236** | **149,450** | **-35,786** | **-19.32%** |

| =ACCOUNT NUM.#= FND-DEPT-ACCNT | FUND SOURCE, COST CENTER (Dept), CATEGORY>(PS,Other) ACCOUNT DESCRIPTION | 2014 ACTUAL EXPENDED | 2015 ACTUAL EXPENDED | 2016 ACTUAL EXPENDED | *2017 APPROVED BUDGET* | 2017 $ $ INC/(DEC) 17Req -16Prj | 2017% % INC/(DEC) 17In(Dc)/16Prj |
|---|---|---|---|---|---|---|---|
| | **560 SANITATION (REFUSE) REV. FUND** | | | | | | |
| | 9900 TRANSFER ACCOUNTS | | | | | | |
| | Other: | | | | | | |
| 560.9900.59871 | TR-TO 561 Sanitation (Ref.) Dep. Fund | 40,000 | 48,000 | 40,000 | **40,000** | 0 | 0.00% |
| > | **Sub-Total Other** | **40,000** | **48,000** | **40,000** | **40,000** | **0** | **0.00%** |
| ** | **Total-9900 Transfers** | **40,000** | **48,000** | **40,000** | **40,000** | **0** | **0.00%** |
| *** | **TOTAL - 560 SAN.(REFUSE) REV.FUND** | **678,796** | **709,380** | **771,427** | **921,230** | **149,803** | **19.42%** |
| | **561 SANITATION DEPRECIATION FUND** | | | | | | |
| | 6400 SANITATION/COLLECTION & DISPOSAL | | | | | | |
| | Other: | | | | | | |
| 561.6400.57000 | Machinery and Equipment | 10,865 | 8,070 | 0 | **3,000** | 3,000 | 100.00% |
| 561.6400.57200 | Buildings & Improvements | 10,203 | 0 | 0 | **2,000** | 2,000 | 100.00% |
| > | **Sub-Total Other** | **21,068** | **8,070** | **0** | **5,000** | **5,000** | **100.00%** |
| ** | **Total-6400 Sanitation Coll. & Disposal** | **21,068** | **8,070** | **0** | **5,000** | **5,000** | **100.00%** |
| *** | **TOTAL - 561 SANITATION DEP.FUND** | **21,068** | **8,070** | **0** | **5,000** | **5,000** | **100.00%** |
| | **580 METER DEPOSIT(ELEC.&WAT.) FUND** | | | | | | |
| | 6500 METER DEPOSIT/UNAPPLIED CASH | | | | | | |
| | Other: | | | | | | |
| 580.6500.59020 | Refunds-Meter Deposits | 19,068 | 21,247 | 21,842 | **30,000** | 8,158 | 37.35% |
| > | **Sub-Total Other** | **19,068** | **21,247** | **21,842** | **30,000** | **8,158** | **37.35%** |
| ** | **Total-6500 Meter Deposit/Unap.Cash** | **19,068** | **21,247** | **21,842** | **30,000** | **8,158** | **37.35%** |
| *** | **TOTAL - 580 METER DEPOSITS FUND** | **19,068** | **21,247** | **21,842** | **30,000** | **8,158** | **37.35%** |
| | **600 CENTRAL GARAGE/FUEL ROTARY CHARGES FUND** | | | | | | |
| | 5200 SERVICE/CENTRAL GARAGE | | | | | | |
| | Personal Services: | | | | | | |
| 600.5200.51200 | Salary-AFSCME | 104,219 | 108,803 | 107,065 | **105,980** | -1,085 | -1.01% |
| 600.5200.51201 | Salary-AFSCME-Overtime | 4,413 | 6,618 | 3,963 | **5,000** | 1,037 | 26.17% |
| 600.5200.51500 | PERS | 14,930 | 15,861 | 15,264 | **15,540** | 276 | 1.81% |
| 600.5200.51600 | Worker's Compensation | 894 | 1,988 | 1,563 | **3,330** | 1,767 | 113.05% |
| 600.5200.51700 | Medicare-City Share | 1,494 | 1,602 | 1,497 | **1,600** | 103 | 6.88% |
| 600.5200.51710 | Hospitalization Insurance | 29,099 | 26,784 | 33,097 | **37,040** | 3,943 | 11.91% |
| 600.5200.51750 | Life Insurance | 86 | 86 | 83 | **100** | 17 | 20.48% |
| > | **Sub-Total Personal Services** | **155,135** | **161,742** | **162,532** | **168,590** | **6,058** | **3.73%** |
| | Other: | | | | | | |
| 600.5200.52000 | Travel, Training and Education | 0 | 0 | 0 | **200** | 200 | 100.00% |
| 600.5200.53114 | Utilities-Telephone | 646 | 667 | 549 | **840** | 291 | 53.01% |
| 600.5200.53250 | Rents and Leases | 0 | 0 | 0 | **100** | 100 | 100.00% |
| 600.5200.53300 | Serv.Fees-Professional | 0 | 0 | 0 | **550** | 550 | 100.00% |
| 600.5200.54110 | Supplies-Postage/Delivery Charge | 39 | 20 | 0 | **150** | 150 | 100.00% |
| 600.5200.54200 | Supplies-Operating Materials | 14,054 | 12,606 | 14,337 | **18,880** | 4,543 | 31.69% |
| 600.5200.54230 | Supplies-Gasoline & Deisel Fuels | 2,260 | 1,277 | 1,957 | **1,880** | -77 | -3.93% |
| 600.5200.54300 | Supplies-Vehicle Parts & Supplies | 41,728 | 45,489 | 45,193 | **50,000** | 4,807 | 10.64% |
| 600.5200.54500 | Supplies-Other Equipment | 11,988 | 7,767 | 7,916 | **15,000** | 7,084 | 89.49% |
| 600.5200.54700 | Supplies-Small Tools | 175 | 0 | 0 | **3,000** | 3,000 | 100.00% |
| 600.5200.54800 | Supplies-Uniforms | 1,152 | 1,459 | 1,472 | **1,680** | 208 | 14.13% |

| =ACCOUNT NUM.#= FND-DEPT-ACCNT | FUND SOURCE, COST CENTER (Dept), CATEGORY>(PS,Other) ACCOUNT DESCRIPTION | 2014 ACTUAL EXPENDED | 2015 ACTUAL EXPENDED | 2016 ACTUAL EXPENDED | *2017 APPROVED BUDGET* | 2017 $ $ INC/(DEC) 17Req -16Prj | 2017% % INC/(DEC) 17In(Dc)/16Prj |
|---|---|---|---|---|---|---|---|
| | **600 CENTRAL GARAGE/FUEL ROTARY CHARGES FUND** | | | | | | |
| 600.5200.56000 | Miscellaneous Operating Costs | 45 | 0 | 0 | **180** | 180 | 100.00% |
| 600.5200.59000 | Refunds-Miscellaneous | 60 | 0 | 0 | **0** | 0 | 0.00% |
| > | **Sub-Total Other** | **72,147** | **69,285** | **71,424** | **92,460** | **21,036** | **29.45%** |
| ** | **Total-5200 Service/Central Garage** | **227,282** | **231,027** | **233,956** | **261,050** | **27,094** | **11.58%** |
| | **5600 SERVICE/FUEL PURCHASE ROTARY** | | | | | | |
| | **Other:** | | | | | | |
| 600.5600.54235 | Supplies-Bulk Gas/Deisel Fuels | 73,447 | 47,732 | 44,371 | **55,000** | 10,629 | 23.95% |
| > | **Sub-Total Other** | **73,447** | **47,732** | **44,371** | **55,000** | **10,629** | **23.95%** |
| | **Total-5600 Serv./Fuel Purchase Rotary** | **73,447** | **47,732** | **44,371** | **55,000** | **10,629** | **23.95%** |
| *** | **TOTAL - 600 CNTRL.GAR./FUEL RTRY.CHGS.FUI** | **300,729** | **278,759** | **278,327** | **316,050** | **37,723** | **13.55%** |
| **** | **GRAND TOTAL - ALL FUNDS** | **44,379,466** | **44,410,477** | **47,004,278** | **69,421,080** | **22,416,802** | **47.69%** |